



# SOCON

*2024 FOOTBALL*

# MEDIA GUIDE

***IT'S ALL HERE.***





# 2024 PRESEASON HONORS

## Offensive Player of the Year

Cole Gonzales, Jr., QB, Western Carolina

## Defensive Player of the Year

Marlon Taylor, Sr., DL, Chattanooga

### First team offense

QB Cole Gonzales, Jr., Western Carolina  
 RB Hunter Rice., Sr., RB, VMI  
 RB Ryan Ingram, Sr., Wofford  
 OL Luke Smith, Gr., ETSU  
 OL Luke Petit, R-Jr., Furman  
 OL Xavier Jennings, Gr., Mercer  
 OL Reid Williams, Jr., Chattanooga  
 OL Tyriq Poindexter, Sr., VMI  
 OL Blake Whitmore, R-Sr., Western Carolina  
 TE Jordan Davis, Sr., Wofford  
 WR Javin Whatley, Jr., Chattanooga  
 WR AJ Colombo, Jr., Western Carolina

### First team defense

DL Xavier Stephens, Sr., Furman  
 DL Marlon Taylor, Sr., DL, Chattanooga  
 DL Dorien Starnes, Sr., VMI  
 DL Brandon Maina, Sr., Wofford  
 LB Ken Standley, Gr., Mercer  
 LB Noah Martin, Sr., Samford  
 LB David Powers, Sr., Wofford  
 DB Chris Hope, Sr., DB, ETSU  
 DB Myles Redding, Sr., Mercer  
 DB Jordan Walker, Jr., Chattanooga  
 DB Maximus Pulley, Jr., Wofford

### First team specialists

PK Ian Williams, R-Sr., Furman  
 P Nate Brackett, R-Jr., ETSU  
 LS Colby Cross, R-Sr., Western Carolina  
 RS Colton Hinton, So., Furman

### Second team offense

QB Chase Artopoulos, Sr., QB, Chattanooga  
 RB Grant Robinson, R-Jr., Furman  
 RB Branson Adams, Jr., Western Carolina  
 OL Riley Adcock, Gr., Mercer  
 OL Chris Noble, Gr., Samford  
 OL Dave Monnot III, Sr., Chattanooga  
 OL Derek Simmons, Sr., Western Carolina  
 OL Anthony Garcia, Sr., Wofford  
 OL Quincy Hughes, Jr., Wofford  
 TE Jay Gibson, Sr., Chattanooga  
 WR Joshua Harris, Jr., Furman  
 WR Sam Phillips, Jr., Chattanooga

### Second team defense

DL Brayden Manley, So., Mercer  
 DL Jordan Swain, Gr., Mercer  
 DL Quay Wiggles, Sr., Chattanooga  
 DL Curtis Fann Jr., R-Sr., Western Carolina  
 LB Luke Clark, 5th, Furman  
 LB Evan DiMaggio, R-Sr., Furman  
 LB Eric Rankin, Sr., VMI  
 DB Josh Battle, Jr., Sr., Chattanooga  
 DB Samaurie Dukes, Jr., Western Carolina  
 DB Ed Jones IV, Sr., Western Carolina  
 DB CJ Williams, Sr., DB, Western Carolina

### Second team specialists

PK Bridger Jones, Jr., Wofford  
 P James Platte, Jr., The Citadel  
 LS Tommy DiLiegro, So., Wofford  
 RS Ivan Thorpe, Jr., WR, VMI

### Coaches Poll

Team (1st-place votes)	Total
1. Chattanooga (5)	61
2. Furman (3)	56
3. Western Carolina (1)	49
4. Mercer	45
5. Samford	37
6. ETSU	26
7. VMI	23
8. Wofford	19
9. The Citadel	8



**WESTERN CAROLINA QUARTERBACK COLE GONZALES**



**CHATTANOOGA DEFENSIVE LINEMAN MARLON TAYLOR**



## 2024 Southern Conference Football Media Guide

### On the inside

<b>2024 Preseason SoCon honors</b> .....	IFC
<b>2024 composite schedule</b> .....	2
<b>The Southern Conference</b>	
Southern Conference history .....	4-8
Southern Conference principles .....	9
Southern Conference Hall of Fame .....	10-11
Commissioner Michael Cross .....	12
Southern Conference staff .....	13
Southern Conference media relations .....	14
<b>Southern Conference teams</b>	
The Citadel .....	16-23
ETSU.....	24-31
Furman .....	32-39
Mercer.....	40-47
Samford.....	48-55
Chattanooga.....	56-63
VMI .....	64-71
Western Carolina.....	72-79
Wofford.....	80-87
<b>2023 year-in-review</b>	
Final standings.....	88
Polls.....	89
Honors and awards .....	90-91
Individual leaders .....	92-93
Team statistics.....	94-95
Individual highs.....	96-97
Team highs.....	98
<b>Records and awards</b>	
All-time team records.....	99
Coaching records.....	100
NFL Draftees .....	101-104
NCAA statistics champions .....	105
Overtime history .....	106
Final national polls .....	107-111
Annual award winners.....	112-114
National and regional honors .....	115-116
All-Americans.....	117-118
All-conference selections.....	119-126
All-freshman selections .....	127-128
Players of the Week.....	129-136
Players of the Month .....	137
All-Academic selections .....	138-141
FBS wins .....	142
Individual records.....	143-155
Team records .....	156-158
Annual individual leaders.....	159-163
Annual team leaders .....	164-167
FCS playoff history .....	168-170
FCS national champions .....	171-174
FCS Playoff individual records.....	175
FCS Playoff team records .....	176
Pre-FCS history .....	177
Yearly standings .....	178-181
Southern Conference champions.....	182

### The Southern Conference

702 N. Pine Street  
Spartanburg, S.C. 29303

Phone:..... 864-591-5100  
Fax: ..... 864-591-3448  
Website: ..... www.SoConSports.com

### Conference staff

**Michael Cross** ..... Commissioner  
**Geoff Cabe**..... Senior Associate Commissioner  
**Terri Brne**..... Senior Associate Commissioner  
**Doug King** ..... Associate Commissioner for Compliance  
**Jason Yaman**..... Associate Commissioner  
**Sean Diminick** ..... Associate Commissioner for Championships  
**Paul Lollis** ..... Associate Commissioner for Video Productions  
**Dave Friedman**..... Associate Commissioner for Brand Strategy and Broadcast  
**Carly Bonas** ..... Associate Commissioner for Creative Content  
**Ralan Wardlaw** ..... Director of Communications  
**Caroline Reese** ..... Director of Operations  
**Anna Brinkman** ..... Assistant Director of Communications  
**La J'ai Reed**..... Student-Athlete Engagement Coordinator  
**Perry Havener** ..... Coordinator of Officials



### Credits

**Editor:** Ralan Wardlaw  
**Design:** Ralan Wardlaw  
**Cover:** Carly Bonas  
**Editorial Assistance:** Anna Brinkman and the SoCon football  
SIDs.



**Aug. 29 (Thursday)**

Presbyterian at Mercer, 7 p.m.  
 VMI at William & Mary, 7 p.m.  
 Western Carolina at N.C. State, 7 p.m.  
 Wofford at Gardner-Webb, 7 p.m.

**Aug. 31 (Saturday)**

Samford at West Georgia, TBA  
 Chattanooga at Tennessee, 12:45 p.m.  
 ETSU at App State, 3:30 p.m.  
 The Citadel at Charleston Southern, 6 p.m.  
 Furman at Ole Miss, 7 p.m.

**Sept. 7 (Saturday)**

Charleston Southern at Furman, TBA  
 South Carolina State at The Citadel, Noon  
 Bucknell at VMI, 1:30 p.m.  
 Campbell at Western Carolina, 2:30 p.m.  
 Mercer at Bethune-Cookman, 3 p.m.  
 Wofford at Richmond, 3:30 p.m.  
 UVA Wise at ETSU, 5:30 p.m.  
 Samford at Florida, 7 p.m.  
 Chattanooga at Georgia State, 7 p.m.

**Sept. 14 (Saturday)**

Stetson at Furman, TBA  
 North Greenville at The Citadel, Noon  
 Alabama State at Samford, 1 p.m.  
 VMI at Georgia Tech, 3:30 p.m.  
 \*Mercer at Chattanooga, 6 p.m.  
 Western Carolina at Elon, 6 p.m.  
 William & Mary at Wofford, 6 p.m.

**Sept. 21 (Saturday)**

Norfolk State at VMI, 1:30 p.m.  
 Western Carolina at Montana, 3 p.m.  
 ETSU at Elon, 6 p.m.  
 Furman at William & Mary, 6 p.m.  
 \*The Citadel at Mercer, 6 p.m.

**Sept. 28 (Saturday)**

\*Mercer at Wofford, 1:30 p.m.  
 \*ETSU at The Citadel, 2 p.m.  
 \*Samford at Furman, 2 p.m.  
 Portland State at Chattanooga, 6 p.m.

**Oct. 5 (Saturday)**

\*VMI at Samford, TBA  
 \*Furman at The Citadel, 2 p.m.  
 \*Wofford at Western Carolina, 2:30 p.m.  
 \*Chattanooga at ETSU, 3:30 p.m.

**Oct. 12 (Saturday)**

\*VMI at Wofford, 1:30 p.m.  
 \*Chattanooga at Furman, 2 p.m.  
 \*The Citadel at Western Carolina, 2:30 p.m.  
 \*Samford at ETSU, 3:30 p.m.  
 Princeton at Mercer, 3:30 p.m.

**Oct. 19 (Saturday)**

\*Mercer at Samford, TBA  
 \*The Citadel at VMI, 1:30 p.m.  
 \*Wofford at Chattanooga, 1:30 p.m.  
 \*Western Carolina at Furman, 2 p.m.

**Oct. 26 (Saturday)**

\*ETSU at Wofford, 2 p.m.  
 \*Samford at The Citadel, 2 p.m.  
 \*Western Carolina at Mercer, 2:30 p.m.  
 \*VMI at Chattanooga, 4 p.m.

**Nov. 2 (Saturday)**

\*Wofford at Samford, TBA  
 \*Furman at VMI, TBA  
 \*Chattanooga at Western Carolina, 2:30 p.m.  
 \*ETSU at Mercer, 3 p.m.

**Nov. 9 (Saturday)**

Tennessee Tech at Samford, TBA  
 \*Western Carolina at ETSU, Noon  
 \*Chattanooga at The Citadel, 1 p.m.  
 \*Mercer at VMI, 1:30 p.m.  
 \*Wofford at Furman, 2 p.m.

**Nov. 16 (Saturday)**

\*Furman at ETSU, 11 a.m.  
 \*VMI at Western Carolina, Noon  
 \*The Citadel at Wofford, 12:30 p.m.  
 \*Samford at Chattanooga, 12:30 p.m.  
 Mercer at Alabama, 1 p.m.

**Nov. 23 (Saturday)**

\*ETSU at VMI, TBA  
 \*Western Carolina at Samford, TBA  
 The Citadel at Clemson, TBA  
 Chattanooga at Austin Peay, 1 p.m.  
 \*Furman at Mercer, 2 p.m.  
 Wofford at South Carolina, 3 p.m.

**Nov. 30-Jan. 4**

NCAA Division I Football Championship Playoffs

\* Southern Conference game  
 All times Eastern



**SOC ON**

**THE SOUTHERN CONFERENCE**



### The Southern Conference

The Southern Conference, which enters its 103rd year in 2023-24, is a national leader in emphasizing the development of the student-athlete and in helping to build lifelong leaders and role models.

The Southern Conference has been on the forefront of innovation and originality in developing creative solutions to address issues facing intercollegiate athletics. From establishing the first postseason college basketball tournament (1921), to tackling the issue of freshman eligibility (1922), to developing women's championships (1984), to becoming the first conference to install the 3-point goal in basketball (1980), the Southern Conference has been a pioneer.

The Southern Conference is the nation's fifth-oldest NCAA Division I collegiate athletic association. Only the Big Ten (1896), the Missouri Valley (1907), the Pac-12 (1915) and the Southwestern Athletic (1920) conferences are older in terms of origination.

Academic excellence has been a major part of the Southern Conference's tradition. Hundreds of Southern Conference student-athletes have been recognized on Academic All-America and all-district teams. A total of 20 Rhodes Scholarship winners have been selected from conference institutions, most recently in 2012-13, when former Wofford volleyball player Rachel Woodlee earned the prestigious award.

The conference currently consists of 10 members in six states throughout the Southeast and sponsors 20 varsity sports and championships that produce participants for NCAA Division I Championships.

The Southern Conference offices are located in the historic Beaumont Mill in Spartanburg, South Carolina. A textile mill that was in operation from 1880 until 1999, Beaumont Mill was renovated in 2004 and today offers the league first-class meeting areas and offices as well as a spacious library for storage of the conference's historical documents.

### Membership history

On Feb. 25, 1921, representatives from 14 of the Southern Intercollegiate Athletic Association's (SIAA) 30 members met at Atlanta's Piedmont Hotel to establish the Southern Intercollegiate Conference. On hand at the inaugural meeting were officials from Alabama, Alabama Polytechnic Institute (Auburn), Clemson, Georgia, Georgia School of Technology (Georgia Tech), Kentucky, Maryland, Mississippi A&M (Mississippi State), North Carolina, North Carolina State, Tennessee, Virginia, Virginia Polytechnic Institute (Virginia Tech) and Washington & Lee.

Dr. S.V. Sanford of Georgia was chosen as acting chairman and N.W. Dougherty of Tennessee was named secretary. The decision to form a new athletic conference was motivated by the desire to have a workable number of conference games for each league member. With 30 schools in the SIAA by the early 1920s, it was impossible to play every school at least once during the regular season and many schools went several years between playing some conference members. In addition, in 1920, the SIAA voted down proposed rules that an athlete must be in a college a year before playing on its teams and refused to abolish a rule permitting athletes to play summer baseball for money.

Play began in the fall of 1921, and a year later, six more schools joined the fledgling league, including Tulane (which had attended the inaugural meeting but had elected not to join), Florida, Louisiana (LSU), Mississippi, South Carolina and Vanderbilt. VMI joined in 1923 and Duke was added in 1929.

By the 1930s, membership in the Southern Conference had reached 23 schools. C.P. "Sally" Miles of Virginia Tech, president of the Southern Conference, called the annual league meeting to order on Dec. 9, 1932, at the Farragut Hotel in Knoxville, Tennessee. There, it announced that 13 institutions west and south of the Appalachian Mountains were reorganizing as the Southeastern

Conference. Members of the new league included Alabama, Alabama Polytechnic Institute, Florida, Georgia, Georgia School of Technology, Kentucky, Louisiana, Mississippi, Mississippi A&M, University of the South, Tennessee, Tulane and Vanderbilt.

According to the minutes of the meeting, Georgia's Dr. Sanford stated that the division was made along geographical lines. Florida's Dr. J.J. Tigert, acting as spokesman for the withdrawing group, regretted the move but believed it was necessary as the Southern Conference had grown too large. The resignations were accepted, and the withdrawing schools formed the new league, which began play in 1933.

The Southern Conference continued with membership of 10 institutions, including Clemson, Duke, Maryland, North Carolina, North Carolina State, South Carolina, Virginia, VMI, Virginia Tech and Washington & Lee.

The second major shift occurred some 20 years later. By 1952, the Southern Conference included 17 colleges and universities. Another split occurred when seven schools – Clemson, Duke, Maryland, North Carolina, North Carolina State, South Carolina and Wake Forest – departed to form the Atlantic Coast Conference, which began play in 1953. The revamped Southern Conference included members The Citadel, Davidson, Furman, George Washington, Richmond, VMI, Virginia Tech, Washington & Lee, West Virginia and William & Mary.

A third major shift occurred in 2012-13, when five members announced their departures and three schools were added. College of Charleston announced its decision to leave for the Colonial Athletic Association following the 2012-13 season, while Appalachian State (Sun Belt), Davidson (Atlantic 10), Elon (Colonial) and Georgia Southern (Sun Belt) announced they would depart following the 2013-14 campaign. At the Southern Conference's 2013 spring meetings in Hilton Head Island, South Carolina, the league officially extended invitations to former members ETSU and VMI, as well as Mercer, to join the league for the 2014-15 academic year.

Today, the league continues to thrive with a membership that includes 10 institutions and a footprint that spans six states: Alabama, Georgia, North Carolina, South Carolina, Tennessee and Virginia. Current league members are The Citadel, ETSU, Furman, Mercer, UNCG, Samford, Chattanooga, VMI, Western Carolina and Wofford.

### Leadership

Michael Cross began his tenure as the 10th commissioner in league history on July 1, 2023. A

nearly 30-year veteran of athletic administration, Cross came to the SoCon from the Knight Commission on Intercollegiate Athletics after previous stops at Penn State, Bradley, Princeton and Michigan.

Cross succeeded Jim Schaus, who served as commissioner from 2019-23. In his first year at the Southern Conference, Schaus spearheaded the creation of a new long-term strategic plan for the league and led the effort to partner with JMI Sports to serve as the SoCon's official multimedia rights holder. Schaus also negotiated the SoCon's entry into the Southeastern Conference's officiating consortiums for both men's basketball and football, moves that allow the member conferences to collaborate on all officiating matters related to recruitment, education and training, scheduling and evaluation of officials.

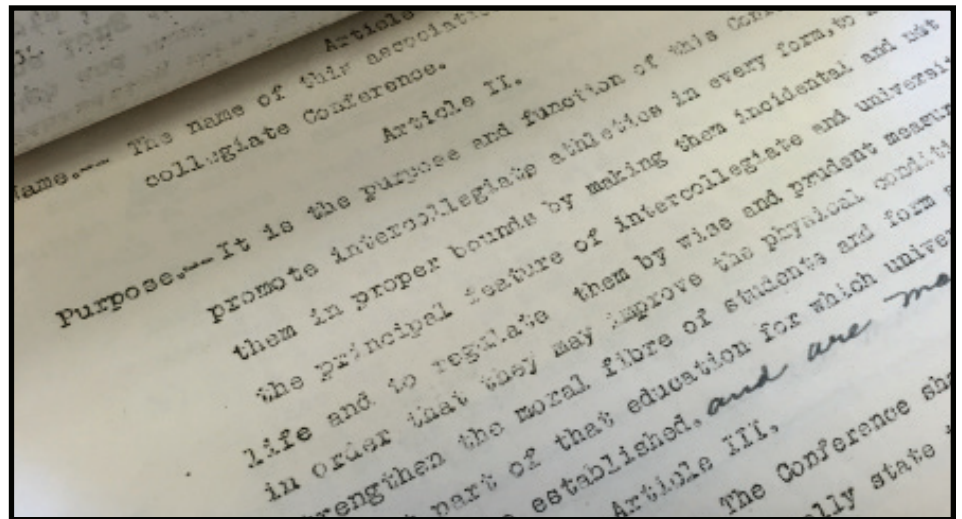
Also aimed at enhancing the league's men's basketball success, Schaus implemented a new right-size scheduling model designed to bolster the top teams' national profiles and put them in position for better seeding and potential at-large bids into the NCAA tournament. In addition, Schaus shepherded the league through its response to the COVID-19 pandemic and ensuing sport season cancellations and cost-cutting measures.

In Schaus's second year, the league began its year-long celebration of its first 100 years. It also successfully navigated the COVID pandemic, with every season playing to completion.

Schaus signed historic television contracts with ESPN and CBS Sports, guaranteeing the most linear national coverage the SoCon has ever had, and signed a contract extension to keep the league's basketball tournaments in Asheville, North Carolina, through 2026.

Schaus had a familial connection to the Southern Conference, as his father, former Los Angeles Lakers coach Fred Schaus, was the men's basketball coach at West Virginia from 1954-60, earning SoCon Coach of the Year honors four times in that six-year span and still ranking in the top 20 in career wins by a league coach.

Schaus replaced former commissioner John Iamarino, who concluded his 13-year tenure at the Southern Conference in the summer of 2019. Throughout his tenure, Iamarino promoted the Southern Conference through an ambitious agenda that improved championships, upgraded compliance related matters, launched the conference's Hall of Fame, created the SoCon Academic Exchange and increased the marketing and brand awareness of the conference and its member institutions. He also



The original Southern Conference constitution, drawn up in 1921, is housed in the archives at the league office in Spartanburg, S.C.





The 2014 addition of VMI in Lexington, Va., extended the Southern Conference's reach to six states across the Southeast.

guided the league through membership changes in 2014 that led to the SoCon's current configuration of 10 member schools.

Iamarino spearheaded the effort to create the SoCon Digital Network, which was in operation from 2014-20, and the league-wide initiative to have all 10 member institutions producing broadcast-quality content. As the league prepared to celebrate its centennial, Iamarino authored his first book, "A Proud Athletic History: 100 Years of the Southern Conference."

The Southern Conference named its first commissioner in December 1950. Duke's Wallace Wade made the transition from Blue Devil football coach to athletics administration as the first person at the helm of the conference.

Lloyd Jordan replaced Wade as the commissioner in 1960 and served a 14-year term until Ken Germann became the league head in 1974. Germann was the commissioner for 13 years and orchestrated the league's expansion to include women's athletics. In 1987, he was succeeded by Dave Hart, who oversaw the transfer of the league office from Charlotte, North Carolina, to Asheville, North Carolina.

Wright Waters succeeded Hart upon his retirement in 1991. Under Waters' leadership, the Southern Conference expanded to 12 members, added three women's sports and posted record revenue from the basketball tournament. Waters was followed by Alfred B. White in 1998. White, a veteran member of the NCAA office, introduced the current conference logo and elevated the conference's commitment to marketing and development of corporate partners. Danny Morrison, who would go on to be president of the Carolina Panthers, headed the conference from 2001-05 and orchestrated the league's move from Asheville to Spartanburg. Under Morrison's leadership, the conference increased its marketing and promotional efforts.

### Championship history

Men's basketball was the first sport in which the conference held a championship. The league tournament is the nation's oldest, with the inaugural championship held in 1921 at Atlanta's City Auditorium and won by Kentucky. The tournament began Feb. 25, the same day that members of the Southern Intercollegiate Athletic Association met to

discuss forming the new league that would become the Southern Conference. The following year, North Carolina won the first tournament after the formation of the league.

Commissioner Germann spearheaded the Southern Conference's expansion to include women's athletics during the 1983-84 season. That year, league women's championships were held in volleyball, basketball and tennis. Cross country was introduced in 1985, outdoor track and field was added in 1987 and indoor track and field followed in 1988. The conference instituted golf and softball championships in the spring of 1994 and added soccer in the fall of that year.

The Germann Cup, named in honor of the former commissioner, annually recognizes the top women's athletics programs in the conference. From their humble beginnings, women's athletics have become an integral part of the Southern Conference and its success.

The Southern Conference declares champions in 10 men's sports – football, soccer, cross country, basketball, indoor track and field, outdoor track and field, wrestling, baseball, tennis and golf – and nine women's sports – soccer, volleyball, cross country, basketball, indoor track and field, outdoor track and field, tennis, golf and softball. Rifle is a mixed sport.

### Football

The Southern Conference has also excelled as the premier Football Championship Subdivision (FCS) conference. Former Southern Conference member Appalachian State won the three consecutive FCS titles from 2005-07, becoming the first team to do so. The league boasts more than 250 players who have garnered All-America recognition and numerous national player or coach of the year awards. The conference had at least one team in the top 10 of the final FCS poll for 28 consecutive years (1985-2012), with at least two teams finishing in the final poll in every season from 1982-2013. Mercer and VMI entered the FCS national rankings for the first time in program history in 2020-21, with the Keydets winning the league title for the first time since 1977 and making their first-ever appearance in the FCS playoffs. Samford, Furman, Mercer and Chattanooga finished the 2022 season in the national rankings, giving the SoCon four teams in the final polls for the first time since 2016.

## SoCon members

- Alabama (1921-1932)
- Appalachian State (1971-2014)
- Auburn (1921-1932)
- College of Charleston (1998-2013)
- The Citadel (1936-present)**
- Clemson (1921-1953)
- Davidson (1936-1988, 1992-2014)
- Duke (1929-1953)
- East Carolina (1964-1977)
- ETSU (1978-2005, 2014-present)**
- Elon (2003-2014)
- Florida (1922-1932)
- Furman (1936-present)**
- George Washington (1941-1970)
- Georgia (1921-1932)
- Georgia Southern (1991-2014)
- Georgia Tech (1921-1932)
- Kentucky (1921-1932)
- Louisiana State (1922-1932)
- Marshall (1976-1997)
- Maryland (1921-1953)
- Mercer (2014-present)**
- Mississippi (1922-1932)
- Mississippi State (1921-1932)
- North Carolina (1921-1953)
- UNCG (1997-present)**
- NC State (1921-1953)
- Richmond (1936-1976)
- Samford (2008-present)**
- South Carolina (1922-1953)
- Tennessee (1921-1932)
- Chattanooga (1976-present)**
- Tulane (1922-1932)
- University of the South (1924-1932)
- Vanderbilt (1922-1932)
- Virginia (1921-1937)
- VMI (1923-2003, 2014-present)**
- Virginia Tech (1921-1965)
- Wake Forest (1936-1953)
- Washington & Lee (1921-1958)
- West Virginia (1950-1968)
- Western Carolina (1976-present)**
- William & Mary (1936-1977)
- Wofford (1997-present)**

**Bold indicates current SoCon member.**

The conference has placed multiple representatives in the FCS Playoffs in 32 of 39 seasons, with 16 championship game appearances and eight national titles. The Southern Conference has had at least one team reach the semifinals in 12 of the last 24 years and in 18 of the last 31 seasons.

In 2007, Appalachian State became the first FCS team to defeat a nationally ranked Football Bowl Subdivision (FBS) team, when the Mountaineers defeated No. 5 Michigan, 34-32, on Sept. 1 before a sellout crowd at Michigan Stadium. Georgia Southern, in its final game as a member of the Southern Conference, downed the SEC's Florida in Gainesville on Nov. 23, 2013. The league picked up two wins over FBS teams in 2015, with Furman downing UCF and The Citadel stunning South Carolina. The Bulldogs added another Power 5 conference win in 2019, taking down Georgia Tech in overtime, 27-24. ETSU opened its 2021 campaign with a 23-3 win at Vanderbilt.

Prior to the conference's reclassification in 1981, Southern Conference football teams appeared in a total of 36 bowl games, posting a record of 16-18-2. From 1925-30, league schools won five football national championships in a six-year span. There are more than 60 former Southern Conference players and coaches in the College Football Hall of Fame. One of the most recognizable of these names is former North Carolina running back Charlie "Choo Choo" Justice, who helped guide North Carolina to three bowl appearances. He was a first-team All-America selection and the Heisman Trophy runner-up in 1948 and 1949. In 1949, Justice earned first-team all-



conference honors for the fourth consecutive season, becoming the first player in league history to achieve that feat. He was a member of the league's inaugural Hall of Fame Class in 2009.


Another of the league's football products that made it to the College Football Hall of Fame is Sam Huff of West Virginia. Huff was a three-year starter on both the offensive and defensive lines for the Mountaineers. In 1955, Huff earned first-team All-America honors on the field and was a first-team Academic All-American for his work in the classroom. He played 12 seasons in the National Football League for the New York Giants and the Washington Redskins. Also a member of the conference's first Hall of Fame class, he was a five-time All-Pro linebacker and is also a member of the Pro Football Hall of Fame.

Former Appalachian State coach Jerry Moore was enshrined in the College Football Hall of Fame in December 2014. The winningest coach in Appalachian State and Southern Conference history, Moore compiled a 215-87 record in his 24 seasons at Appalachian State (1989-2012), including 10 SoCon championships, 18 postseason appearances and an unprecedented three straight NCAA Division I FCS/IAA national titles (2005-07). He was the Eddie Robinson Award winner in 2006.

In 1999, Georgia Southern's Adrian Peterson captured the Walter Payton Award, presented annually to the Football Championship Subdivision's most outstanding offensive player. Peterson, a four-time All-American who finished his career as the NCAA Division I leader in rushing yards with 6,559, was inducted into the College Football Hall of Fame in December 2017.

Furman's Louis Ivory earned the Walter Payton Award in 2000, giving the SoCon consecutive winners, while Georgia Southern's Jayson Foster was presented with the 2007 trophy and Appalachian State quarterback Armani Edwards became the first two-time winner in Payton Award history, claiming the honors in 2008 and 2009 to make it three consecutive years a SoCon player took home the award.

Record-breaking quarterback Devlin Hodges of Samford became the Southern Conference's most recent Walter Payton Award winner in 2018, when the senior was also named the FCS ADA Offensive Player of the Year. The consensus All-American, who led the FCS in passing yards and completion percentage that season, wrapped up his career with FCS records for passing yardage (14,584), pass



*Former Chattanooga star Terrell Owens entered the Pro Football Hall of Fame in 2018. Owens returned to his alma mater to deliver his induction speech from the Mocs' McKenzie Arena.*

*He was inducted into the SoCon Hall of Fame in 2020.*

attempts and completions.

The league saw a pair of former players enter the Pro Football Hall of Fame in 2018, as former Chattanooga standout Terrell Owens and Marshall star Randy Moss, who enjoyed a record-breaking freshman year in the SoCon, earned the nod.

Appalachian State's Dexter Coakley was a three-time all-conference selection and consensus All-American in 1994, '95 and '96 before going on to stardom with the Dallas Cowboys. Coakley won a pair of Buck Buchanan Awards, given to Football Championship Subdivision's top defensive player each year.

In 2020-21, VMI coach Scott Wachenheim became the Southern Conference's fifth winner of the Eddie Robinson Award, joining The Citadel's Charlie Taaffe (1992), Georgia Southern's Paul Johnson (1998), Wofford's Mike Ayers (2003) and App State's Moore (2006).

Western Carolina's David Patten and Appalachian State's Matt Stevens were both members of the New England Patriots' Super Bowl champion team in 2002 and Patten also earned Super Bowl rings with the Patriots in 2004 and '05. Appalachian State's Daniel Kilgore appeared in Super Bowl XLVII for the San Francisco 49ers in 2013 and was a member of the Kansas City Chiefs' Super Bowl LV squad in 2021. Chattanooga's Keionta Davis was a member of the Patriots' organization for New England's appearance in Super Bowl LII in 2018, while Davis and Western Carolina's Keion Crossen were teammates for the Super Bowl LIII-winning Patriots in 2019. Former Samford safety Jaquiski Tartt played in Super Bowl LIV for the 49ers in 2020, while both teams in Super Bowl LVII in 2023 featured former SoCon players, as Samford alum James Bradberry suited up for the Philadelphia Eagles and Georgia Southern alum Jerick McKinnon won a ring with the Kansas City Chiefs.


In the spring of 2022 Chattanooga offensive lineman Cole Strange was taken with the 29th overall pick in the NFL Draft, becoming the SoCon's first first-round pick since 1974. Samford wide receiver Montrell Washington was later drafted in the fifth round, marking the seventh time since 2010 that multiple league players have been selected in the same draft.

#### **Basketball**

The 2020 edition of the conference tournament was the 100th in league history. Top-seeded ETSU downed Wofford 72-58 in the historic title game.

Not only was the Southern Conference tournament the first of its kind, but the league also helped change the face of college basketball. In 1980, the league began a season-long experiment with a 22-foot 3-point field goal with the approval of the NCAA Rules Committee. Ronnie Carr of Western Carolina made the first 3-point field goal in college basketball history in a game against Middle Tennessee State on Nov. 29, 1980.

Another college basketball tradition that originated in the Southern Conference is the traditional cutting of the nets by the winning team in important tournaments. According to USA Today, the practice of net-cutting originated in 1947 with NC State head coach Everett Case. As a first-year head coach, Case led the Wolfpack to the Southern Conference tournament title. Case celebrated by claiming the nets as souvenirs to commemorate the event. Basketball coaching legend Red Auerbach gave



*The Atlanta Memorial Auditorium was the site for the first Southern Conference Basketball Championship in 1921. The SoCon basketball tournament is the longest-running of its kind in college basketball history.*



credit to former George Washington coach Bill Reinhart, who coached in the conference for nearly 30 years, as one of the originators of the modern fast break.

West Virginia's 10 tournament championships rank as the second-most in league history behind Davidson's 12. The Mountaineers were led by the incomparable Jerry West from 1958 through 1960. West, a two-time All-America selection, spurred West Virginia to the Final Four in 1959. The Mountaineers lost in the championship game that season to California, 71-70, but West earned Final Four Most Valuable Player honors. West was a three-time Southern Conference tournament MVP, a two-time league regular-season MVP, and was twice named the conference's Athlete of the Year. He went on to a spectacular career with the Los Angeles Lakers of the National Basketball Association and was inducted into the Naismith Memorial Basketball Hall of Fame in 1979. A 14-time NBA All-Star while with the Lakers, it is West whose silhouette comprises the NBA's globally recognized logo.

Frank Selvy set the NCAA record for points in a game while at Furman. On Feb. 13, 1954, the senior scored 100 points in a game against Newberry, a record that still stands. Selvy was the Southern Conference Most Valuable Player in 1953 and 1954 and the league's Athlete of the Year in 1954. He went on to a 10-year career in the NBA. Selvy and his former Lakers teammate West were both enshrined in the league's Hall of Fame in 2009.

Rod Hundley was another West Virginia star during the 1950s. "Hot Rod" made a name for himself as one of the most spectacular players to tour the league during his era. Hundley averaged 24.5 points per game in his three seasons as a Mountaineer and was an all-conference and all-tournament performer in each of those three years. After being named the Southern Conference Most Valuable Player and Athlete of the Year as a senior in 1957, he was the first player selected in the NBA Draft that year and enjoyed a six-year career in that league. He was inducted into the SoCon Hall of Fame in 2010. Rod Thorn was yet another Mountaineer to earn inclusion in the SoCon Hall of Fame, as he was inducted in 2020. A two-time league athlete of the year, Thorn was the No. 2 selection in the 1963 NBA Draft, enjoying an eight-year playing career before transitioning to coaching and then the front office. He was elected to the Naismith Memorial Basketball Hall of Fame as an executive and a contributor in 2018.

ETSU's Keith "Mister" Jennings made his mark on the college basketball world in the early 1990s. Despite standing less than 6 feet tall, Jennings was a two-time all-conference choice and the league's Player of the Year and Athlete of the Year in 1991. Jennings played with the Golden State Warriors of the NBA and was inducted into the SoCon Hall of Fame in 2016.

Besides West Virginia's team in 1959, the Southern Conference has been represented in the Final Four on two other occasions. North Carolina advanced to the NCAA championship game in 1943 before falling 43-40 to Oklahoma State. NC State finished third in the tournament in 1950.

Davidson continued the record of success by advancing to the NCAA tournament's Elite Eight in 2008 as coach Bob McKillop's Wildcats came within a basket of making the Final Four behind the play of sophomore guard Stephen Curry. Curry, a two-time SoCon Male Athlete of the Year winner, led the nation in scoring as a junior at 28.6 points per game and has gone on to star for the NBA's Golden State Warriors, earning league MVP honors twice and leading the Warriors to NBA titles in 2015, 2017, 2018 and 2022, earning unanimous NBA Finals MVP honors in 2022. He was also inducted into the SoCon Hall of Fame in 2016.

The Southern Conference was back in the national spotlight in 2018-19, with Furman and Wofford both spending time in the national rankings to give the

league multiple ranked teams in the same season for the first time since 1960. Both squads earned their first-ever rankings from the Associated Press that season, with the Terriers riding a 20-game winning streak into the NCAA tournament before picking up a first-round win over Seton Hall, their first in school history in NCAA postseason play. Wofford's Fletcher Magee would set the NCAA Division I career record for 3-pointers made in that first-round win, finishing his career with 509.

In 2019-20, ETSU would go 30-4 overall en route to SoCon regular-season and tournament titles, becoming just the fourth team in league history to reach the 30-win plateau. The Bucs joined the 1945-46 North Carolina (30-5), 1950-51 NC State (30-7) and 2018-19 Wofford (30-5) squads in the exclusive club.

The league's ascent continued in 2020-21, as SoCon squads combined to finish ninth in the RPI and 10th in the NET Rankings. Six of the conference's 10 squads were ranked in the Colleg Insider.com Mid-Major Top 25 for at least three weeks of the season.

Furman broke through for its first SoCon tournament title in 43 years in 2023 and went on to shock No. 4 seed Virginia in the first round of the NCAA tournament. That summer, the Paladins' Jalen Slawson was drafted in the second round by the Sacramento Kings, becoming the SoCon's first draft pick since 2011.

Women's basketball competition began in the Southern Conference in 1983-84 with seven teams. In the sport's history, eight schools have won the league's tournament at least once, with Chattanooga winning 19 and Appalachian State owning six titles. UNCG won the 1998 tournament as head coach Lynne Agee – who in 2020 became the first UNCG representative in the SoCon Hall of Fame – became the first coach to take a team to the NCAA tournament in all three divisions. In 2001, Chattanooga head coach Wes Moore – who would go on to be named the WBCA National Coach of the Year in 2021 as the head coach at NC State – became the first coach in NCAA history to take three different teams to the NCAA tournament in all three divisions. After Moore's departure to helm the Wolfpack following the 2012-13 season, Chattanooga hired coach Jim Foster, who was inducted into the Women's Basketball Hall of Fame in June 2013.

Since 1984, 11 different teams have claimed at least a share of the regular-season crown. Chattanooga has the most overall titles with 22, nine of them shared. Chattanooga also owns the most outright championships with 13. Mercer won its fourth SoCon tournament title in five seasons in 2022, while Wofford claimed its first-ever SoCon women's team title in any sport in 2022-23 when it won the women's basketball regular season.

In 2023, Samford's Andrea Bailey became just the eighth player in league history to be named the SoCon Player of the Year multiple times. Former Mercer guard Kahlia Lawrence is the only player in SoCon history to win the award three times, while ETSU's DeShawne Blocker (1993 and 1995), Furman's Jackie Smith (1998 and 1999), Chattanooga's Damita Bullock (2000 and 2001), Alex Anderson (2007 and 2008) and Shanara Hollingquest (2009 and 2010) and Davidson's Sophia Aleksandravicius (2012 and 2013) all won twice.

#### Other sports

In baseball, Wake Forest advanced to the championship game of the NCAA College World Series in 1949. The Citadel made history in 1990 by becoming the first military school to make an appearance at the College World Series. The Bulldogs were joined that season at the College World Series by future conference member Georgia Southern.

One of the Southern Conference's more famous baseball alums is Duke's Dick Groat. The Blue Devil shortstop, who was also a basketball standout, was the conference's Athlete of the Year in 1951 and 1952.

He went on to a 14-year career in the major leagues and was named the National League MVP in 1960 after leading the league with a .325 batting average for the World Series champion Pittsburgh Pirates.

Among Southern Conference alums to grace Major League Baseball fields have been Atlee Hammaker (ETSU), Jeff Montgomery (Marshall), Mike Ramsey (Appalachian State) and Wayne Tolleson (Western Carolina). Other SoCon players to go on to play in the major leagues include third baseman Dallas McPherson (The Citadel), who played for the Anaheim/Los Angeles Angels, the Florida Marlins and the Chicago White Sox; pitchers Britt Reames (The Citadel) and Ryan Glynn (VMI), who both pitched with the Oakland A's in 2005; Furman's Tom Mastny, a pitcher with the Cleveland Indians (2007); College of Charleston's Graham Godfrey, who pitched for Oakland in 2011 and 2012; Georgia Southern's Everett Teaford, a pitcher with Kansas City from 2011-13; The Citadel's Chris McGuinness, who made his MLB debut with the Texas Rangers in 2013; and Western Carolina's Jared Burton, who played for Cincinnati and Minnesota in a career that spanned seven years (2007-14). The Catamounts' Tyler White, who made his MLB debut with the Houston Astros in April 2016, earned a World Series ring in 2017.

Several other SoCon alumni have played in the majors in the last decade, including College of Charleston's Brett Gardner, who earned a World Series ring with the New York Yankees in 2009, and Michael Kohn (Atlanta Braves); The Citadel's Asher Wojciechowski (Houston Astros); Western Carolina right-handed pitcher Greg Holland, a three-time All-Star who helped the Kansas City Royals to the 2014 AL pennant and their first World Series appearance since 1985, saving Game 3; and Wofford's John Cornely, who debuted with the Atlanta Braves in April 2015. Three SoCon alums made their debuts in 2017: Samford's Phillip Ervin with the Cincinnati Reds, UNCG's Max Povse with the Seattle Mariners and Elon's John Brebbia with the St. Louis Cardinals. Former UNCG pitcher Andrew Wantz was called up by the Los Angeles Angels in July 2021 and former Citadel pitcher JP Sears made his debut for the New York Yankees in 2022. Two former VMI Keydets that played in the SoCon also made their MLB debuts in 2022, with Josh Winder (Minnesota Twins) and Nathan Eaton (Kansas City Royals) seeing action. Former Mercer left-handed pitcher Austin Cox debuted for the Royals in 2023.

In the summer of 2016, Mercer's Kyle Lewis made league history, becoming the highest-ever SoCon draft pick when he was selected 11th overall by the Seattle Mariners in the MLB First-Year Player Draft. The SoCon's first Golden Spikes Award winner, Lewis was a starter for the All-Star Futures Game in 2018 and made his major league debut on Sept. 10, 2019, with a home run off Trevor Bauer of the Cincinnati Reds. He would go on to be the unanimous winner of the American League Rookie of the Year award in 2020, claiming all 30 first-place votes from the Baseball Writers' Association of America.

Legendary golfer Arnold Palmer competed under the Southern Conference banner as a collegian at Wake Forest. He took medalist honors at the Southern Conference tournament in 1948 and 1949 and was the tournament's runner-up in 1950. Palmer was the medalist at the NCAA Golf Championships in 1949 and 1950. He went on to become one of the most accomplished golfers to play on the professional tour. Palmer won 62 tournaments while competing on the PGA Tour and added 10 more victories as a member of the Senior PGA Tour. A member of the SoCon Hall of Fame, he won eight major championships – four Masters, two British Opens, one U.S. Open and one U.S. Amateur.

Chattanooga's Stephen Jaeger was the 2012 champion at the NCAA Bowling Green Regional and has played in a pair of U.S. Opens, in 2015 and 2017. Chattanooga's Steven Fox won the U.S. Amateur in 2012, going on to play in the 2013 Masters, U.S. Open and Arnold Palmer Invitational,



among other PGA Tour events. ETSU's Adrian Meronk represented Europe in the Palmer Cup in 2015 and 2016, becoming the first Polish player to do so, and helped the European side to the title in 2016. He would go on to be the first Polish men's golfer in Olympic history at the 2020 Tokyo Games and in the summer of 2022, became the first Polish player to win on the DP Tour (formerly known as the European Tour) when he claimed the Irish Open. Wofford alum William McGirt won the Memorial Tournament in June 2016 for his first PGA Tour win, while Western Carolina's J.T. Poston, a two-time SoCon medalist and now a PGA TOUR member, made his major debut at the U.S. Open in June 2017 and won his first professional tournament in 2019, claiming the Wyndham Championship. He would add the John Deere Classic in 2022, fittingly winning the same day that Meronk won the Irish Open. Poston and Meronk overlapped in the SoCon for one year, with Poston topping Meronk in a playoff for the SoCon Championship individual title in 2015.

Furman golfer Dottie Pepper was named the Southern Conference Women's Athlete of the Decade in the 1980s and was honored as part of the league's 25th anniversary of women's championships celebration in 2007-08. The Paladins' Brandi Jackson won the NCAA Women's Golf East Regional in the spring of 2003, and Furman's Natalie Srinivasan was named the WGCA PING National Player of the Year and won the ANNIKA Award and the inaugural Juli Inkster Senior Award in 2020. Chattanooga women's golf alumna Christine Wolf represented her native Austria at the Tokyo Olympics. Furman's Anna Morgan earned All-America honors in 2022, finishing ninth at the NCAA Championship and competing at the Augusta National Women's Amateur and in the Arnold Palmer Cup. She competed at the ANWA again in 2023.

In track and field, Appalachian State's Mary Jayne Harrelson won NCAA outdoor titles in the 1,500-meter run in 1999 and 2001, while UNCG's Paul Chelimo posted runner-up finishes in the outdoor 5,000 meters in 2012 and 2013. Chelimo won a silver medal for the United States in the 5,000 meters at the Olympic Games in Rio in the summer of 2016 and competed in the event again at the Tokyo Olympics. Samford's Karisa Nelson made history in March



*Appalachian State's Mary Jayne Harrelson was the NCAA champion in the 1,500 meters in 1999 and 2001. She was inducted into the SoCon Hall of Fame in 2010.*

2017, becoming the Bulldogs' first Division I national champion when she won the mile run at the NCAA indoor championships.

#### **Coaches and administrators**

The Southern Conference has also been a breeding ground for some of college athletics' most recognized coaches and administrators.

Legendary basketball coaches Adolph Rupp of Kentucky and Everett Case of NC State both worked the sidelines in the Southern Conference. Rupp guided the Wildcats to a 30-5 mark during the 1931 and 1932 seasons. Yet, for all his coaching accomplishments, Rupp never led Kentucky to a Southern Conference tournament championship. Case mentored the Wolfpack to six consecutive Southern Conference tournament championships from 1947 through 1952.

West Virginia's Fred Schaus, who was named the Southern Conference Coach of the Year four times from 1954-60 and led the Mountaineers to SoCon tournament titles in all six seasons, would go on to be the first head coach of the Los Angeles Lakers after the team relocated from Minneapolis.

Lefty Driesell coached Davidson to Southern Conference tournament championships in 1966, 1968 and 1969. Driesell also won the league's Coach of the Year award four straight times from 1963-66. Former Georgia Tech coach Bobby Cremins earned league Coach of the Year honors three times in the late '70s and early '80s while at Appalachian State and again in 2010-11 as the head coach at the College of Charleston.

Terry Holland saw his basketball coaching career take off at Davidson when he returned to his alma mater in 1970. Holland was honored as the Southern Conference Coach of the Year for three consecutive seasons from 1970-72 and led the Wildcats to the conference tournament title and an appearance in the NCAA tournament in 1970. J. Dallas Shirley, a member of the Basketball Hall of Fame, spent 21 years as the assistant to the commissioner and supervisor of officials in the Southern Conference. He also served as president of the International Association of Basketball Officials and the United States Olympic Basketball Committee.

The legendary Paul "Bear" Bryant got his coaching start in the Southern Conference as he guided the Maryland Terrapins in 1945. Another famous Southern Conference football coach is Frank Howard of Clemson, who guided the Tigers as a league member from 1940-52 and won 69 Southern Conference games.

Bobby Ross, who piloted the San Diego Chargers to the 1996 Super Bowl, was the head coach at the Citadel from 1973-77. Former Buffalo Bills head coach Marv Levy, who coached the Bills in four Super Bowls, directed former league member William & Mary from 1964-68 and was succeeded there by Lou Holtz. The Carolina Panthers, then owned by Wofford alum Jerry Richardson and with former Wofford athletic director and SoCon commissioner Danny Morrison serving as team president, played in Super Bowl 50.

## Significant dates in league history

- Feb. 25-26, 1921: Representatives of Alabama, Auburn, Clemson, Georgia, Georgia Tech, Kentucky, Maryland, Mississippi State, North Carolina, NC State, Tennessee, Virginia, Virginia Tech and Washington & Lee meet in Atlanta, Ga., to form the Southern Intercollegiate Conference.
- Dec. 7-8, 1922: At the league's annual meeting in Washington, D.C., the name of the organization is officially changed to the Southern Conference. S.V. Sanford of Georgia is selected as the conference's first president.
- Dec. 8-10, 1932: At the annual meeting in Knoxville, Tenn., Alabama, Auburn, Florida, Georgia, Georgia Tech, Kentucky, Louisiana State, Mississippi, Mississippi State, University of the South, Tennessee, Tulane and Vanderbilt withdraw to form the Southeastern Conference.
- Dec. 8, 1950: Wallace Wade, who just completed a 16-year term as Duke's head football coach, is named the first commissioner of the Southern Conference. The commissioner's office is opened in Durham, N.C., on Jan. 1, 1951.
- May 8, 1953: Seven members – Clemson, Duke, Maryland, North Carolina, NC State, South Carolina and Wake Forest – withdraw to form the Atlantic Coast Conference.
- Nov. 29, 1980: At the request of the NCAA Basketball Rules Committee, the Southern Conference begins a season-long experiment with a 22-foot 3-point field goal, thus becoming the first conference to employ that rule. Ronnie Carr of Western Carolina makes the first 3-point field goal in college basketball history in a game against Middle Tennessee State.
- Dec. 3-4, 1981: The NCAA, at its fourth special convention in St. Louis, Mo., restructures I-A football. As a result, the Southern Conference's eight Division I-A football playing members are reclassified to Division I-AA.
- June 6, 1983: At a special meeting of the Southern Conference in Myrtle Beach, S.C., the league formalizes women's varsity competition in basketball and volleyball beginning with the 1983-84 season. The executive committee also approves pilot women's championships in tennis and golf for 1983-84.
- Dec. 18-19, 1995: The conference announces that the College of Charleston, University of North Carolina at Greensboro and Wofford College have accepted invitations to join the league.
- July 1, 2003: Elon University officially joins the league. VMI departs to join the Big South.
- July 1, 2008: Samford University officially joins the league.
- July 1, 2014: East Tennessee State University, Mercer University and VMI join the league. Appalachian State, Davidson, Elon and Georgia Southern depart.

## THE SOUTHERN CONFERENCE

*Preparing student-athletes for life's challenges since 1921*

### Academics-Oriented

- The SoCon has consistently ranked in the NCAA's top 10 in the Academic Progress Rate (APR), the NCAA's best indicator of graduation rates.
- Nearly 50 percent of all SoCon student-athletes earn all-academic honors (3.0 GPA or better).

### Community-Based

- Our student-athletes have a presence in the community and participate in many local charities, youth and educational initiatives.
- The SoCon and the Asheville-Buncombe Regional Sports Commission support a number of programs aimed at providing individuals and groups in the Western North Carolina area with assistance and allowing them to attend designated sessions of the Ingles SoCon Basketball Championships free of charge. Community initiatives at the basketball tournaments include: Education Days; the Downtown Dribble and KidsFest presented by Champion Credit Union; SoCon Morning/Afternoon Out; the Teddy Bear Toss; Hometown Heroes Night; and the Wounded Warrior Project.

### Competitive Athletics

- SoCon teams are highly competitive regionally and nationally.
- In the past 10 years, football, volleyball, men's soccer and men's and women's golf have all earned at-large team selections to NCAA postseason tournaments in addition to the league's automatic berths.
- SoCon teams have won eight FCS football titles, second-most in NCAA history.

### Diversity

- This is a conference that takes great pride in the diversity of its institutions.
- The SoCon consists of 10 members in six states, including four private institutions and six state institutions, two of which are military colleges.

### Geographic Integrity

- The SoCon believes in the value of a geographic footprint that minimizes missed class time and maximizes fan travel to away contests.
- The league extends across six contiguous states but still has a footprint that permits bus trips from one end of the conference to the other.

### History & Tradition

- The SoCon is the fifth-oldest Division I conference in America.
- Great coaches and athletes from different eras have competed in the Southern Conference, from Bear Bryant to Lou Holtz, from Sam Huff to Terrell Owens, from Jerry West to Stephen Curry.

### Sportsmanship

- For more than 30 years, the SoCon has presented an annual award to the program that displays the finest level of sportsmanship in the conference as voted upon by its peers.

### Student-Athlete Experience

- SoCon championships are conducted in a way to provide a memorable and positive experience for all participants.
- Scheduling decisions and tournament bracket formats determined by administrators and coaches consistently factor in the effect on the individual student-athlete and avoidance of missed class time.



## Southern Conference Hall of Fame Inductees

**Class of 2009**

Name	School	Sport(s)	Years
Megan Dunigan	Furman	Tennis	1999-02
Dick Groat	Duke	Basketball, Baseball	1949-52
Sam Huff	West Virginia	Football	1952-55
Charlie "Choo Choo" Justice	North Carolina	Football	1946-49
Melissa Morrison Howard	Appalachian State	Track & Field	1989-93
Arnold Palmer	Wake Forest	Golf	1948-50, 53-54
Adrian Peterson	Georgia Southern	Football	1998-01
Frank Selvy	Furman	Basketball	1951-54
Jerry West	West Virginia	Basketball	1956-60
Valorie Whiteside	Appalachian State	Basketball	1984-88

**Class of 2010**

Everett Case	North Carolina State	Basketball	1946-64
Mary Jayne (Harrelson) Reeves	Appalachian State	Cross Country, Track & Field	1996-2001
Fred Hetzel	Davidson	Basketball	1962-65
"Hot" Rod Hundley	West Virginia	Basketball	1954-57
Banks McFadden	Clemson	Football, Basketball, Track	1937-40
Wallace Wade	Alabama, Duke, SoCon	Football, Administration	1923-60
*J. Dallas Shirley	SoCon	Officiating, Administration	1967-88

**Class of 2011**

Dexter Coakley	Appalachian State	Football	1993-96
Lefty Driesell	Davidson	Basketball	1960-69
Regina Kirk	Chattanooga	Basketball	1985-88
Robert Neyland	Tennessee	Football	1926-52
Vic Seixas	North Carolina	Tennis	1947-49
Shannon Wommack	Chattanooga	Cross Country, Track & Field	2001-06

**Class of 2012**

Angie Barker	ETSU	Track & Field	1987-89
Percy Beard	Auburn	Track & Field	1926-29
*Jim Burch	SoCon	Officiating, Administration	1967-2011
Dick Modzelewski	Maryland	Football	1949-52
Paul Scarpa	Furman	Tennis	1967-2011

**Class of 2014**

Rushia Brown	Furman	Women's Basketball	1990-94
Eddie Cameron	Duke	Men's Basketball, Football	1929-45
Clint Dempsey	Furman	Men's Soccer	2001-03
Jerry Moore	Appalachian State	Football	1989-2012
Charlie Teague	Wake Forest	Baseball	1947-50

**Class of 2016**

Stephen Curry	Davidson	Men's Basketball	2006-09
Armanti Edwards	Appalachian State	Football	2006-09
Brad Faxon	Furman	Men's Golf	1979-83
Keith "Mister" Jennings	ETSU	Men's Basketball	1987-91
Karen Pelphrey	Marshall	Women's Basketball	1983-86

**Class of 2018**

Mike Ayers	ETSU/Wofford	Football	1985-2017
Ron Carter	VMI	Men's Basketball	1975-78
Susan Gardner Mayhorn	Western Carolina	Women's Track & Field/Cross Country	1989-93
Chal Port	The Citadel	Baseball	1965-91
*Les Robinson	The Citadel/ETSU	Men's Basketball/Administration	1974-90, 2000-08
Debbie Southern	Furman	Women's Tennis	1985-2015

**Class of 2020**

Lynne Agee	UNCG	Women's Basketball	1981-2011
Eric Breitenstein	Wofford	Football	2008-12
Terrell Owens	Chattanooga	Football/Men's Basketball/Men's Track & Field	1992-95
Rod Thorn	West Virginia	Men's Basketball/Baseball	1960-63
Wayne Tolleson	Western Carolina	Baseball/Football	1974-78

**Class of 2022**

DeShawne Blocker	ETSU	Women's Basketball	1991-95
Anita Buggins	Georgia Southern	Women's Tennis	1994-98
Michelle Fuzzard LaCourse	Chattanooga	Softball	2008-12
Clyde Mayes	Furman	Men's Basketball	1972-75
Kirk Roach	Western Carolina	Football	1984-87

**Class of 2024**

Paul Chelimo	UNCG	Men's Cross Country/Men's Track & Field	2011-13
Terry Holland	Davidson	Men's Basketball/Admin	1961-74, 1990-94
Ali Lord	UNCG	Women's Soccer	1995-98
Kevin Martin	Western Carolina	Men's Basketball	2001-04
Dick Sheridan	Furman	Football	1978-85

\* - Special contributor

# SOCON HALL OF FAME

SOCON




The Inaugural Southern Conference Hall of Fame class at the induction ceremony, May 4, 2009: (from left to right) Sam Huff, Megan Dunigan, Valorie Whiteside, Melissa Morrison Howard, Frank Selvy, Barbara Crews (daughter of the late Charlie Justice), Dick Groat, Adrian Peterson and Jerry West. Not pictured: Arnold Palmer.



Wake Forest golf great Arnold Palmer (left) was a member of the inaugural class in 2009.



Davidson's Fred Hetzel (left) received his Hall of Fame plaque from SoCon Commissioner John Iamarino in Hilton Head Island, S.C., on June 1, 2010. Wimbledon and U.S. Open tennis champion Vic Seixas of North Carolina (right) was inducted in 2011.



Furman's Paul Scarpa; East Tennessee State's Angie Barker; SoCon Commissioner John Iamarino, who accepted the honor on behalf of Maryland's Dick Modzelewski; special contributor Jim Burch; and Pat Beard, son of posthumous inductee Percy Beard of Auburn, at the 2012 induction ceremony.



Appalachian State's Jerry Moore (second from left) and Furman's Rushia Brown (far right) were among the five honored in the 2014 class. Duke's Eddie Cameron, whose family accepted the award on his behalf (center), and Wake Forest's Charlie Teague were honored posthumously. Furman's Clint Dempsey was unable to attend the ceremony.

SOCONSPORTS.COM





## MICHAEL CROSS COMMISSIONER

Michael "M.C." Cross, Ph.D., began his tenure as the 10th commissioner in Southern Conference history on July 1, 2023.

A nearly 30-year veteran of athletic administration, Cross came to the SoCon from the Knight Commission on Intercollegiate Athletics after previous stops at Penn State, Bradley, Princeton and Michigan.

Cross served as the managing director for communication and policy for the Knight Commission on Intercollegiate Athletics. There, he coordinated the Knight Commission's College Sports Governance and Structure Committee and efforts of the communications team.

From 2015-23, Cross was at Penn State, where he was the sport administrator for numerous programs, including the Nittany Lions' nationally ranked men's and women's hockey teams. He was also responsible for new business development, identifying, screening and advancing revenue-generating opportunities to provide resources for Intercollegiate Athletics. Additionally, he served as an Executive Committee member on the Penn State Center for the Study of Sport in Society board since its inception in 2016.

Prior to his stint at Penn State, Cross was the director of athletics at Bradley University from January 2010 to March 2015. He oversaw the opening and dedication of Renaissance Coliseum, a \$50 million, 4,200-seat arena that is home to Bradley's athletics department and teams.

During his tenure, Cross negotiated the department's first multimedia rights agreement that increased corporate sponsorship revenue to an institutional record of nearly \$1.1 million; instituted a coherent branding strategy, style guide and new mascot for the department; signed

Bradley's first-ever all-sports apparel deal with adidas; implemented a courtside seating plan for men's basketball that created \$100,000 in new annual revenue; and reinstated men's indoor and outdoor track after a nearly 20-year hiatus.

Cross spent over 10 years at Princeton in a variety of roles before moving to Bradley. He started at Princeton as assistant director of athletics for compliance in July 1999, working his way up to executive associate director of athletics in July 2006, a role he held for over three years. Cross also served as the acting director of athletics for a five-month period during that time.

During his tenure at Princeton, Cross concurrently served as the commissioner of the Collegiate Sprint Football League from 2003-07.


Cross began his career at Michigan, serving as a graduate assistant before earning a full-time post as an NCAA certification assistant. He was an assistant director of compliance for the final two years of his tenure.

Cross was the co-founder of Athlete Viewpoint, a technology-based survey tool and data analytics platform designed for athletic directors to fully understand the experience of their student-athletes to inform decision making, strategic planning, and quality control for every aspect of an athletic department. The company was acquired by Game Plan in 2021.

A native of Hamburg, New York, Cross is a former basketball student-athlete and a two-time graduate of the State University of New York at Buffalo, earning an undergraduate degree in economics in 1991 and a master's degree in college counseling in 1993. He would go on to earn a doctorate in higher education administration from the University of Michigan in 1999.

Cross and his wife, Jennifer, have two adult sons, Aidan and Nathan.

## PAST SOUTHERN CONFERENCE COMMISSIONERS



Wallace Wade  
1951-60



Lloyd Jordan  
1960-73



Ken Germann  
1974-86



Dave Hart Sr.  
1986-91



Wright Waters  
1991-98



Alfred White  
1998-2001



Danny Morrison  
2001-05



John Iamarino  
2006-19



Jim Schaus  
2019-23

# SOUTHERN CONFERENCE STAFF



**Geoff Cabe**  
Senior Associate  
Commissioner



**Terri Brne**  
Senior Associate  
Commissioner



**Doug King**  
Associate Commissioner  
for Compliance



**Jason Yaman**  
Associate  
Commissioner



**Sean Diminick**  
Associate Commissioner  
for Championships



**Paul Lollis**  
Associate Commissioner  
for Video Productions



**Carly Bonas**  
Associate Commissioner  
for Video Productions



**Dave Friedman**  
Associate Commissioner  
for Video Productions



**Ralan Wardlaw**  
Director of  
Communications



**Anna Brinkman**  
Assistant Director of  
Communications



**Caroline Reese**  
Director of Operations



**La J'ai Reed**  
Student-Athlete  
Engagement Coordinator



**Caroline Taylor**  
Associate Commissioner  
for Video Productions



**Hunter Sadlon**  
Director of  
Creative Services

## SOUTHERN CONFERENCE STAFF DIRECTORY

702 N. Pine St.; Spartanburg, SC 29303  
Administrative FAX 864-591-4282

Office phone 864-591-5100  
Media relations FAX 864-591-3448

Position	Name	Email	Extension
Commissioner	Michael Cross	mc@socon.org	
Senior Associate Commissioner	Geoff Cabe	gcabe@socon.org	205
Senior Associate Commissioner	Terri Brne	tbrne@socon.org	204
Associate Commissioner for Compliance	Doug King	dking@socon.org	203
Associate Commissioner	Jason Yaman	jyaman@socon.org	209
Associate Commissioner for Championships	Sean Diminick	sdiminick@socon.org	207
Associate Commissioner for Video Productions	Paul Lollis	plollis@socon.org	202
Associate Commissioner for Brand Strategy and Broadcast	Dave Friedman	dfriedman@socon.org	
Associate Commissioner for Creative Content	Carly Bonas	cbonas@socon.org	
Director of Communications	Ralan Wardlaw	rwardlaw@socon.org	213
Director of Operations	Caroline Reese	creese@socon.org	210
Assistant Director of Communications	Anna Brinkman	abrinkman@socon.org	214
Student-Athlete Engagement Coordinator	La J'ai Reed		





**Southern Conference**  
702 N. Pine St.  
Spartanburg, SC 29303  
www.SoConSports.com

**Press releases**

The Southern Conference utilizes email and the league's website (www.SoConSports.com) to distribute information, press releases, notes and statistics. If you wish to be added to the distribution list, please contact a member of the media relations staff.

**ESPN**

In the fall of 2020, the Southern Conference reached a six-year agreement with ESPN and ESPN+ through the 2025-26 academic year that features even more conference games across ESPN networks, as well as an increased presence across ESPN Digital platforms. As part of the new pact, there is an increase in SoCon men's basketball regular-season home telecasts that will air on an ESPN network each year, as well as an expanded men's basketball tournament broadcast schedule that will include both the semi-finals and championship game over the six years. All other live digital events produced by the SoCon – including football and men's basketball – will stream on ESPN+. In all, an estimated 4,200 SoCon events will be available on ESPN Digital platforms throughout the six-year agreement.

**SoCon Players of the Week**

Each week, a panel will select an Offensive, Defensive and Special Teams Player of the Week throughout the season. The honorees will be announced each Monday afternoon and will be available on the conference's website (www.SoConSports.com) and by email.

## Southern Conference Communications Staff



**Ralan Wardlaw**  
**Director of Communications**  
Office: 864-591-5100  
Cell: 864-941-6276  
Fax: 864-591-3448  
rwardlaw@socon.org



**Anna Brinkman**  
**Assistant Director of Communications**  
Office: 864-591-5100  
Cell: 864-906-9646  
Fax: 864-591-3448  
abrinkman@socon.org

**Postseason awards**

Following the conclusion of the regular season, two all-conference teams are selected. Voting will be conducted by the league's coaches and the Southern Conference Sports Media Association (SCSMA). Each group selects a first-team and a second-team as well as an Offensive Player of the Year, Defensive Player of the Year, Freshman of the Year and Coach of the Year. The conference coaches also select a recipient of the Jacobs Blocking Trophy, awarded to the top lineman in the conference, as well as an all-freshman team.

**Southern Conference on the Web**

Visit the Southern Conference's official website at www.SoConSports.com. Information related to football and the conference's other 19 sports can be found on the site, including up-to-date statistics, standings, weekly releases and game recaps.

**Southern Conference Sports Media Association (SCSMA)**

The Southern Conference Sports Media Association (SCSMA) is an independent organization of conference sportswriters, sportscasters and media relations staff who further the institutions that comprise the Southern Conference. The organization annually selects and recognizes all-conference football, men's and women's basketball and baseball teams as well as coach of the year, player of the year and freshman of the year awards for those sports. The organization also works toward the best interests of its members to increase knowledge and prestige of the league.

## SoCon Football Media Relations Directory

School	Website	Media Relations	Email	Office Phone	Press Box Phone
The Citadel	CitadelSports.com	Jay Sullivan	james.sullivan@citadel.edu	843-953-6567	843-953-9957
ETSU	ETSUBucs.com	Andy Fisher	fisherac1@etsu.edu	423-439-4220	423-747-3877
Furman	FurmanPaladins.com	Hunter Reid	hunter.reid@furman.edu	864-294-2061	864-294-3066
Mercer	MercerBears.com	Todd Anderson	anderson_t02@mercer.edu	478-301-5500	478-943-4355
Samford	SamfordSports.com	Tyler Brain	tbrain@samford.edu	205-726-4350	205-726-2143
Chattanooga	GoMocs.com	Jim Horten	james-horten@utc.edu	423-425-2350	423-757-9322
VMI	VMIKeydets.com	Phil Marcello	marcellopr@vmi.edu	540-464-7523	540-464-7834
Western Carolina	CatamountSports.com	Daniel Hooker	dhooker@email.wcu.edu	828-227-2339	828-227-2116
Wofford	WoffordTerriers.com	Brent Williamson	williamsondb@wofford.edu	864-597-4093	864-597-4487
SoCon	SoConSports.com	Ralan Wardlaw	rwardlaw@socon.org	864-591-5100	



# CREATORS CLUB

## JOIN THE CLUB. GET REWARDED.

On the field, court, or campus, your creativity is our inspiration. The adidas Creators Club is the membership program that unlocks the best of adidas. Join the community today, earn exciting prizes and get rewarded.

Discover a member-only shopping experience at [adidas.com/creatorsclub](https://adidas.com/creatorsclub)







# THE CITADEL

## MAURICE DRAYTON HEAD COACH



**Alma mater (year):**..... The Citadel (1998)  
**Hometown:** ..... Moncks Corner, S.C.  
**Career record (years):**.....0-11 (Second)  
**School record (years):**..... Same  
**SoCon record (years):**..... 0-8 (Second)  
**FCS Playoff appearances:**.....0

## DRAYTON'S YEAR-BY-YEAR RECORD

Year	School	SoCon	Overall
2023.....	The Citadel .....	0-11 .....	0-8
<b>Career (1) ...</b>	<b>The Citadel.....</b>	<b>0-11 (.000) .....</b>	<b>0-8 (.000)</b>

## 2024 COACHING STAFF

Keith Jones.....Chief of Staff  
 Danny Lewis.....Assistant head coach/tight ends  
 Patrick Covington.....Co-Offensive coordinator/offensive line  
 Lamar Owens.....Co-Offensive coordinator/wide receivers  
 Raleigh Jackson.....Defensive coordinator/linebackers  
 Tony Coaxum.....Special teams coordinator  
 Everette Sands.....Recruiting Coordinator / running backs  
 Jackson Eskierka.....Quarterbacks  
 Roberto Pinilla.....Defensive line  
 Jo Jackson.....Cornerbacks  
 Blaze Barista.....Safeties  
 Zane Vance.....Bandits

## 2024 ROSTER

No.	Name
0	JAVONTE GRAVES-BILLUPS
1	DUSTIN FLETCHER
2	THOMAS WYATT
3	MELVIN RAVENEL
4	JOHNNY CRAWFORD III
5	MALACHI TAYLOR
6	COBEY THOMPSON
6	RESE PATTERSON
7	DERVON PESNELL
8	JUSTIN PREASTER
9	ALEX LEWIS
10	ANDRE BANKS
11	JONATHAN BENNETT
12	JJ HUDSON
13	WILL PICKREN
16	EVAN BYRD
17	KALEB BROWN
18	GRAESON UNDERWOOD
18	RYLAND MITCHELL
19	DOMINICK POOLE
20	TRIPP WILCHER
21	ROMELLO JONES
22	GARRISON JOHNSON
23	JABRAIVON WOODARD
24	NIK MIRABELLA
25	AMOND MYERS
26	JALEEL LAFFITTE
27	COOPER WALLACE
28	NICK MCGILL
29	ELI BASS
30	COOPER JOHNS
31	CALE WILLIAMS
32	TEMARCUS ELAM
33	JEREMIAH HOLMES
34	BRADLEE JONES
36	QUEZ DAVENPORT
37	DaVONYAE PETTIS
38	HJ GRIGSBY
39	JUSTICE GILLIARD
40	PIERRE FERTIL
41	BERLIN CAMPFORT
42	COREY IBRAHIM
43	Je'MAZIN ROBERTS
44	BASH BOYLE
45	MIKEY ROSA
46	JACK WEIL
47	DANIEL TURPIN
48	CAM SUTTON
49	COLE ENGLAND
50	LEE ALEXANDER
52	GIOVANNI RICCIARDI
53	MILES ROBINSON
55	BRYSON JONES
56	JOSH COLE
57	MIKE BARTILUCCI
58	MAURICE BONNEAU
59	ALEX DURE
60	BRADY PICKETT
61	NATHAN TOKAR
62	MIKE LENGI
63	NIKKO RODRIQUE
64	QUENTIN GREEN
65	SAWYER WHITMAN
68	WHIT HOBGOOD
70	ZACH BLANCHARD
71	CAM MOEWE
72	CARTER JACOBS
73	ANDREW JACKSON
75	DARWIN MURILLO
76	JORDAN MARKS
77	TYLER HEGGINS-HILL
78	JAMES BROCKINGTON
79	BROCK NOBLES
80	SAUL DIAZ
81	KAIDEN SWORTZEL
82	HA'KEEM MONROE
83	BRAYLON KNAUTH
84	WILL RAMEY
85	WILSON LONG
86	JACK McCALL
87	BEN BARNES
88	TYLER CHERRY
89	VARNEY LAYMAN
90	JAMES PLATTE
91	CHRIS BENTON
92	DJ BRYANT
93	CHRIS IVERSON
94	TERRANCE WELLS
96	PHILIP COLLINS
97	JOHN HEWLETT
98	CARSON ARNOLD
99	KJ PIERCE
	CALEB DAVIS
	CHRISTIAN GARLAND
	GRANT MORTON
	COOPER TANKERSLEY
	COLTON GREEN
	DREW SPIRES
	JACE KRAFTCHICK
	AJ KUT
	BROCK HUNDLEY
	RYAN JOHNSON
	CJ MEETZE
	TANNER JOHNSON
	CHASE BURTON
	TYLER DERIENZO
	HAYDAN PINCKNEY
	PEYTON BETTS
	HAYDEN VASQUEZ
	RHYDER POPPELL

#SoConFB



## 2024 SCHEDULE

Aug. 31 (6 p.m.) <b>at Charleston Southern</b>		Oct. 12 (2:30 p.m.) <b>at Western Carolina*</b>	
Sept. 7 (Noon) <b>South Carolina State</b>		Oct. 19 (1:30 p.m.) <b>at VMI*</b>	
Sept. 14 (Noon) <b>North Greenville</b>		Oct. 26 (2 p.m.) <b>Samford*</b>	
Sept. 21 (6 p.m.) <b>at Mercer*</b>		Nov. 9 (2 p.m.) <b>Chattanooga*</b>	
Sept. 28 (2 p.m.) <b>ETSU*</b>		Nov. 16 (1:30 p.m.) <b>at Wofford*</b>	
Oct. 5 (2 p.m.) <b>Furman*</b>		Nov. 23 (TBD) <b>at Clemson</b>	

\* Southern Conference game

## THE CITADEL BULLDOGS

### Basic information

Location: .....Charleston, S.C.  
 Founded: .....1842  
 Enrollment: .....3,727  
 Nickname: .....Bulldogs  
 Colors: .....Citadel Blue and White  
 President: .....Gen. Glenn M. Walters  
 Dir. of athletics: .....Mike Capaccio  
 Stadium: .....Johnson Hagood Stadium  
 Capacity: .....11,332

### Media relations

Football contact: .....Jay Sullivan  
 Email: .....james.sullivan@citadel.edu  
 Office: .....843-953-6567  
 Cell: .....210-683-7717  
 Press box phone: .....843-953-9957  
 Website: .....CitadelSports.com

### Team information

2023 record: .....0-11  
 SoCon record: .....0-8 (9th)  
 Home: .....0-5  
 Away: .....0-6  
 Off. starters returning/lost: .....9/2  
 Def. starters returning/lost: .....6/5  
 Specialists returning/lost: .....1/2  
 Basic offense ..... Option  
 Basic defense ..... Multiple



Jay Sullivan  
Football SID

### SoCon titles (4)

1961, 1992, 2015, 2016

### FCS Playoff appearances (5)

1988, 1990, 1992, 2015, 2016



**THE CITADEL WIDE RECEIVER  
TYLER CHERRY**




**THE CITADEL RUNNING BACK COOPER WALLACE**





# THE CITADEL



## 2023 TEAM STATISTICS

TEAM STATISTICS	CIT	OPP
SCORING	110	384
Points Per Game	10.0	34.9
FIRST DOWNS	163	255
Rushing	76	113
Passing	63	123
Penalty	24	19
RUSHING YARDAGE	1359	2123
Yards gained rushing	1558	2304
Yards lost rushing	199	181
Rushing Attempts	393	427
Average Per Rush	3.5	5.0
Average Per Game	123.5	193.0
TDs Rushing	6	26
PASSING YARDAGE	1507	2529
Comp-Att-Int	137-262-9	209-288-6
Average Per Pass	5.8	8.8
Average Per Catch	11.0	12.1
Average Per Game	137.0	229.9
TDs Passing	6	23
TOTAL OFFENSE	2866	4652
Total Plays	655	715
Average Per Play	4.4	6.5
Average Per Game	260.5	422.9
KICK RETURNS: #-Yards	31-557	17-244
PUNT RETURNS: #-Yards	5-0	23-268
INT RETURNS: #-Yards	6-83	9-64
KICK RETURN AVERAGE	18.0	14.4
PUNT RETURN AVERAGE	0.0	11.7
INT RETURN AVERAGE	13.8	7.1
FUMBLES-LOST	19-12	8-3
PENALTIES-Yards	61-526	74-654
Average Per Game	47.8	59.5
PUNTS-Yards	52-2221	30-1160
Average Per Punt	42.7	38.7
Net punt average	37.2	38.0
TIME OF POSSESSION/Game	29:58	29:48
3RD-DOWN Conversions	50/150	47/112
3rd-Down Pct	33%	42%
4TH-DOWN Conversions	13/29	12/20
4th-Down Pct	45%	60%
SACKS BY-Yards	10-86	7-53
MISC YARDS	0	79
TOUCHDOWNS SCORED	12	51
FIELD GOALS-ATTEMPTS	9-11	9-12
ON-SIDE KICKS	1-1	0-0
RED-ZONE SCORES	(13-26) 50%	(47-56) 84%
RED-ZONE TOUCHDOWNS	(7-26) 27%	(40-56) 71%
PAT-ATTEMPTS	(9-11) 82%	(49-50) 98%
ATTENDANCE	55026	56167
Games/Avg Per Game	5/11005	6/9361
Neutral Site Games		0/0

### SCORE BY QUARTERS

	1st	2nd	3rd	4th	Total
The Citadel	17	36	36	21	110
Opponents	120	123	79	62	384

## 2023 INDIVIDUAL STATISTICS

RUSHING	GP	Att	Gain	Loss	Net	Avg	TD	Long	Avg/G
Cooper Wallace	8	76	302	24	278	3.7	0	35	34.8
Grae Underwood	11	77	312	69	243	3.2	3	27	22.1
J Crawford III	10	67	236	14	222	3.3	2	13	22.2
Hi'Keem Elmore	10	39	142	2	140	3.6	1	18	14.0
Hayden Johnson	10	31	124	12	112	3.6	0	13	11.2
Drew Beard	1	26	100	0	100	3.8	0	13	100.0
Graves-Billips	11	20	84	11	73	3.7	0	19	6.6
Ricky Conway	9	12	62	5	57	4.8	0	17	6.3
Varney Layman	7	13	60	10	50	3.8	0	14	7.1
Dusti Fletcher	4	12	48	11	37	3.1	0	11	9.2
Romello Jones	11	8	41	4	37	4.6	0	20	3.4
Var Fahrnbullah	1	3	25	0	25	8.3	0	13	25.0
Elijah Bass	10	1	15	0	15	15.0	0	15	1.5
Ahmad Green	8	2	7	0	7	3.5	0	6	0.9
TEAM	10	3	0	13	-13	-4.3	0	0	-1.3
Total.....	11	393	1558	199	1359	3.5	6	35	123.5
Opponents.....	11	427	2304	181	2123	5.0	26	50	193.0

PASSING	GP	Effic	Cmp-Att-Int	Pct	Yards	TD	Long	Avg/G
Grae Underwood	11	97.63	110-219-8	50.2	1230	5	40	111.8
Dusti Fletcher	4	113.96	22-36-1	61.1	211	1	75	52.8
Varney Layman	7	50.00	1-2-0	50.0	0	0	0	0.0
Cooper Wallace	8	251.20	2-2-0	100.0	36	0	24	4.5
Ricky Conway	9	242.80	1-1-0	100.0	17	0	17	1.9
TEAM	10	0.00	0-1-0	0.0	0	0	0	0.0
James Platte	11	209.20	1-1-0	100.0	13	0	13	1.2
Total.....	11	101.29	137-262-9	52.3	1507	6	75	137.0
Opponents.....	11	168.52	209-288-6	72.6	2529	23	58	229.9

RECEIVING	G	No.	Yds	Avg	TD	Lg	Avg/G
Tyler Cherry	11	22	210	9.5	0	22	19.1
Malachi Taylor	11	18	165	9.2	1	36	15.0
Graves-Billips	11	16	186	11.6	1	40	16.9
Patr McSweeney	11	15	186	12.4	0	25	16.9
Cooper Wallace	8	12	172	14.3	2	39	21.5
Ha'Keem Monroe	9	10	132	13.2	1	36	14.7
Hayden Johnson	10	8	76	9.5	0	20	7.6
Devon Pesnell	11	8	62	7.8	0	19	5.6
J Crawford III	10	7	40	5.7	0	14	4.0
Landon Owens	8	6	49	8.2	0	20	6.1
Ricky Conway	9	5	32	6.4	0	12	3.6
Tyson Trotter	11	4	124	31.0	1	75	11.3
Romello Jones	11	4	40	10.0	0	20	3.6
Ahmad Green	8	1	20	20.0	0	20	2.5
Jack McCall	11	1	13	13.0	0	13	1.2
Total.....	11	137	1507	11.0	6	75	137.0
Opponents.....	11	209	2529	12.1	23	58	229.9

PUNT RETURNS	No.	Yards	Avg	TD	Long
Dominick Poole	4	0	0.0	0	4
Tyler Cherry	1	0	0.0	0	0
Total.....	5	0	0.0	0	4
Opponents.....	23	268	11.7	0	40

INTERCEPTIONS	No.	Yards	Avg	TD	Long
Dominick Poole	2	3	1.5	0	3
Cale Williams	1	0	0.0	0	0
Jamond DuBose	1	0	0.0	0	0
Cooper Johns	1	15	15.0	0	15
Melvin Ravenel	1	65	65.0	0	65
Total.....	6	83	13.8	0	65
Opponents.....	9	64	7.1	1	27

KICK RETURNS	No.	Yards	Avg	TD	Long
Romello Jones	16	326	20.4	0	39
Landon Owens	7	137	19.6	0	29
Ricky Conway	2	35	17.5	0	19
Malachi Taylor	2	38	19.0	0	22
J Crawford III	2	3	1.5	0	13
Cooper Wallace	1	18	18.0	0	18
Ha'Keem Monroe	1	0	0.0	0	0
Total.....	31	557	18.0	0	39
Opponents.....	17	244	14.4	0	35

TACKLES	GP	Solo	Ast	Total	TFL/Yds	Sacks/Yds
Carson Walter	11	57	21	78	0.5-1	.
Thomas Wyatt	11	32	29	61	4.5-17	0.5-5
Cale Williams	11	38	17	55	.	.
Dominick Poole	11	31	13	44	.	.
Hasan Black	11	20	22	42	4.5-18	.
Total.....	11	455	256	711	39-170	10-86
Opponents.....	11	431	171	602	43.0-140	7-53

ALL PURPOSE	GP	Rush	Rcv	PR	KR	IR	Total	Avg/G
Cooper Wallace	8	278	172	0	18	0	468	58.5
Romello Jones	11	37	40	0	326	0	403	36.6
J Crawford III	10	222	40	0	3	0	265	26.5
Graves-Billips	11	73	186	0	0	0	259	23.5
Grae Underwood	11	243	0	0	0	0	243	22.1
Total.....	11	1359	1507	0	557	83	3506	318.7
Opponents.....	11	2123	2529	268	244	64	5228	475.3

FIELD GOALS	Made-Att	Pct	01-19	20-29	30-39	40-49	50-99	Long	Blkd
Colby Kintner	9-11	81.8	0-0	2-2	4-5	3-3	0-1	49	1

SCORING	TD	Fgs	[---PATs---]	Kick	Rush	Rcv	Pass	DXP	Saf	Pts
Colby Kintner	0	9-11	9-11	0-0	0	0-0	0	0	0	36
Grae Underwood	3	0-0	0-0	0-0	0	1-1	0	0	0	18
J Crawford III	2	0-0	0-0	0-0	0	0-0	0	0	0	12
Cooper Wallace	2	0-0	0-0	0-0	0	0-0	0	0	0	12
Graves-Billips	1	0-0	0-0	0-0	1	0-0	0	0	0	8
Ha'Keem Monroe	1	0-0	0-0	0-0	0	0-0	0	0	0	6
Tyson Trotter	1	0-0	0-0	0-0	0	0-0	0	0	0	6
Malachi Taylor	1	0-0	0-0	0-0	0	0-0	0	0	0	6
Hi'Keem Elmore	1	0-0	0-0	0-0	0	0-0	0	0	0	6
Total.....	12	9-11	9-11	0-0	1	1-1	0	0	0	110
Opponents.....	51	9-12	49-50	1-1	0	0-0	0	0	0	384

TOTAL OFFENSE	GP	Plays	Rush	Pass	Total	Avg/G
Grae Underwood	11	296	243	1230	1473	133.9
Cooper Wallace	8	78	278	36	314	39.2
Dusti Fletcher	4	48	37	211	248	62.0
J Crawford III	10	67	222	0	222	22.2
Hi'Keem Elmore	10	39	140	0	140	14.0
Hayden Johnson	10	31	112	0	112	11.2
Drew Beard	1	26	100	0	100	100.0
Ricky Conway	9	13	57	17	74	8.2
Graves-Billips	11	20	73	0	73	6.6
Varney Layman	7	15	50	0	50	7.1
Romello Jones	11	8	37	0	37	3.4
Var Fahrnbullah	1	3	25	0	25	25.0
Elijah Bass	10	1	15	0	15	1.5
James Platte	11	1	0	13	13	1.2
Ahmad Green	8	2	7	0	7	0.9
Hasan Black	11	1	-2	0	-2	-0.2
TEAM	10	4	-13	0	-13	-1.3
Devon Pesnell	11	1	-22	0	-22	-2.0
Total.....	11	655	1359	1507	2866	260.5
Opponents.....	11	715	2123	2529	4652	422.9

PUNTING	No.	Yds	Avg	Long	TB	FC	I20	50+	Blkd
James Platte	49	2112	43.1	61	1	6	13	18	0
Jack Weil	2	93	46.5	51	0	0	0	1	0
Colby Kintner	1	16	16.0	16	0	0	0	0	0
Total.....	52	2221	42.7	61	1	6	13	19	0
Opponents.....	30	1160	38.7	70	1	10	12	4	0

KICKOFFS	No.	Yds	Avg	TB	OB Retn	Net YdLn		
Colby Kintner	29	1430	49.3	6	1	244	36.0	29
Jack Weil	1	14	14.0	0	0	0	0	0
Total.....	30	1444	48.1	6	1	244	36.0	29
Opponents.....	69	3989	57.8	32	1	557	40.5	24

#SoConFB



## 2023 RESULTS (0-11, 0-8 SOCON; 9TH)

Date	Opponent	Score	W/L	Attendance
Sep 02, 2023	at Georgia Southern	0-34	L	17803
Sep 09, 2023	CAMPBELL	7-56	L	9327
*Sep 16, 2023	at Chattanooga	3-48	L	6440
Sep 23, 2023	at South Carolina St.	10-31	L	9012
*Sep 30, 2023	WESTERN CAROLINA	14-49	L	12317
*Oct 07, 2023	at Furman	14-28	L	12157
*Oct 14, 2023	VMI	13-17	L	11349
*Oct 28, 2023	at Samford	7-37	L	5023
*Nov 04, 2023	MERCER	16-38	L	11721
*Nov 11, 2023	WOFFORD	3-11	L	10312
*Nov 18, 2023	at ETSU	23-35	L	5732

\* Southern Conference game

## 2023 TEAM GAME-BY-GAME

Date	Opponent	Rushing				Receiving				Passing				Kick returns				Punt returns				Total off		
		No.	Yds	TD	Lg	No.	Yds	TD	Lg	Cmp	Att	Int	Yds	TD	Lg	No	Yds	TD	Lg	No	Yds		TD	Lg
Sep 02, 2023	at Georgia Southern	43	198	0	35	2	14	0	9	2-8-0	14	0	9	0	0	0	0	0	0	0	0	0	0	212
Sep 09, 2023	CAMPBELL	36	148	0	13	14	184	1	75	14-21-0	184	1	75	3	63	0	25	0	0	0	0	0	332	
Sep 16, 2023	at Chattanooga	30	90	0	13	10	68	0	14	10-15-1	68	0	14	4	68	0	21	1	0	0	0	0	158	
Sep 23, 2023	at South Carolina St.	24	54	0	11	12	148	1	39	12-26-1	148	1	39	4	57	0	39	0	0	0	0	0	202	
Sep 30, 2023	WESTERN CAROLINA	30	123	1	20	12	103	1	31	12-17-0	103	1	31	2	40	0	22	0	0	0	0	0	226	
Oct 07, 2023	at Furman	28	39	2	9	19	239	0	37	19-34-2	239	0	37	1	18	0	18	0	0	0	0	0	278	
Oct 14, 2023	VMI	38	140	1	18	12	142	0	24	12-27-1	142	0	24	2	16	0	16	0	0	0	0	0	282	
Oct 28, 2023	at Samford	43	186	0	19	11	122	1	40	11-22-0	122	1	40	3	63	0	23	3	-4	0	0	0	308	
Nov 04, 2023	MERCER	40	120	1	15	14	139	1	25	14-28-2	139	1	25	6	95	0	28	0	0	0	0	0	259	
Nov 11, 2023	WOFFORD	40	148	0	16	7	87	0	20	7-19-1	87	0	20	2	47	0	29	0	0	0	0	0	235	
Nov 18, 2023	at ETSU	41	113	1	17	24	261	1	36	24-45-1	261	1	36	4	90	0	29	1	4	0	4	4	374	
	<b>Totals</b>	<b>393</b>	<b>1359</b>	<b>6</b>	<b>35</b>	<b>137</b>	<b>1507</b>	<b>6</b>	<b>75</b>	<b>137-262-9</b>	<b>1507</b>	<b>6</b>	<b>75</b>	<b>31</b>	<b>557</b>	<b>0</b>	<b>39</b>	<b>5</b>	<b>0</b>	<b>0</b>	<b>4</b>	<b>4</b>	<b>2866</b>	
	<b>Opponent</b>	<b>427</b>	<b>2123</b>	<b>26</b>	<b>50</b>	<b>209</b>	<b>2529</b>	<b>23</b>	<b>58</b>	<b>209-288-6</b>	<b>2529</b>	<b>23</b>	<b>58</b>	<b>17</b>	<b>244</b>	<b>0</b>	<b>35</b>	<b>23</b>	<b>268</b>	<b>0</b>	<b>40</b>	<b>40</b>	<b>4652</b>	

Games played: 11  
 Avg per rush: 3.5  
 Avg per catch: 11.0  
 Pass efficiency: 101.29  
 Kick ret avg: 18.0  
 Punt ret avg: 0.0  
 All purpose avg/game: 318.7  
 Total offense avg/gm: 260.5

Date	Opponent	Tackles				Sacks	Fumble			Pass defense			Blkd Kick	PAT attempts			Saf	Pts		
		Solo	Asst	Total	TFL-Yds		No-Yds	FF	FR-Yds	Int-Yds	QBH	Brk		Att-Mad	Run	Rcv				
Sep 02, 2023	at Georgia Southern	43	42	85	5.0-18	2.0-9	2	1-0	1-0	3	1	0	0-0	0	0	0	0	0	0	7
Sep 09, 2023	CAMPBELL	44	14	58	1.0-1	0.0-0	0	0-0	0-0	0	1	0	1-1	0	0	0	0	0	0	3
Sep 16, 2023	at Chattanooga	36	16	52	4.0-19	1.0-15	0	0-0	0-0	2	1	0	0-0	0	0	0	0	0	0	10
Sep 23, 2023	at South Carolina St.	48	26	74	3.0-10	0.0-0	0	0-0	2-80	1	1	0	1-1	0	0	0	0	0	0	14
Sep 30, 2023	WESTERN CAROLINA	52	24	76	4.0-19	0.0-0	0	0-0	1-3	0	2	0	2-2	0	0	0	0	0	0	14
Oct 07, 2023	at Furman	33	60	93	6.0-37	0.0-0	0	0-0	1-0	0	2	0	1-0	0	1	0	0	1	0	14
Oct 14, 2023	VMI	46	14	60	2.0-5	1.0-4	0	0-0	0-0	2	3	0	1-1	0	0	0	0	0	0	13
Oct 28, 2023	at Samford	39	26	65	2.0-12	1.0-10	0	0-0	0-0	1	2	0	1-1	0	0	0	0	0	0	7
Nov 04, 2023	MERCER	37	16	53	7.0-26	2.0-17	0	0-0	0-0	1	3	0	2-1	0	0	0	0	0	0	16
Nov 11, 2023	WOFFORD	42	16	58	2.0-10	1.0-9	1	0-0	1-0	0	1	0	0-0	0	0	0	0	0	0	3
Nov 18, 2023	at ETSU	35	2	37	3.0-13	1.0-8	2	2-0	0-0	1	0	0	2-2	0	0	0	0	0	0	23
	<b>Totals</b>	<b>455</b>	<b>256</b>	<b>711</b>	<b>39.0-170</b>	<b>9.0-72</b>	<b>5</b>	<b>3-0</b>	<b>6-83</b>	<b>11</b>	<b>17</b>	<b>0</b>	<b>11-9</b>	<b>0</b>	<b>1</b>	<b>0</b>	<b>1</b>	<b>0</b>	<b>110</b>	
	<b>Opponent</b>	<b>431</b>	<b>171</b>	<b>602</b>	<b>43.0-140</b>	<b>7.0-53</b>	<b>8</b>	<b>12-42</b>	<b>9-64</b>	<b>17</b>	<b>40</b>	<b>1</b>	<b>50-49</b>	<b>1</b>	<b>0</b>	<b>0</b>	<b>0</b>	<b>0</b>	<b>384</b>	

Date	Opponent	Punting				Blkd	TB	FC	50+	120	Field goals			Kickoffs					
		No	Yds	Avg	Long						Att-Made	Lg	Blkd	No	Yds	Avg	TB	OB	
Sep 02, 2023	at Georgia Southern	9	309	34.3	51	0	0	0	1	0	0-0	0	0	1	50	50.0	0	0	0
Sep 09, 2023	CAMPBELL	4	174	43.5	51	0	0	2	2	2	0-0	0	0	2	89	44.5	1	0	0
Sep 16, 2023	at Chattanooga	5	193	38.6	51	0	0	1	1	1	1-1	49	0	2	89	44.5	0	0	0
Sep 23, 2023	at South Carolina St.	5	225	45.0	60	0	0	1	2	2	1-1	25	0	3	129	43.0	0	0	0
Sep 30, 2023	WESTERN CAROLINA	4	157	39.2	53	0	0	0	2	0	0-0	0	0	3	169	56.3	1	0	0
Oct 07, 2023	at Furman	3	141	47.0	61	0	0	0	1	1	0-0	0	0	3	129	43.0	0	0	0
Oct 14, 2023	VMI	3	134	44.7	50	0	0	1	1	2	3-2	38	0	4	177	44.2	1	0	0
Oct 28, 2023	at Samford	5	235	47.0	53	0	1	1	2	1	0-0	0	0	2	129	64.5	1	0	0
Nov 04, 2023	MERCER	5	227	45.4	55	0	0	0	2	1	1-1	32	0	4	151	37.8	0	0	0
Nov 11, 2023	WOFFORD	5	226	45.2	55	0	0	0	2	2	1-1	25	0	2	105	52.5	1	0	0
Nov 18, 2023	at ETSU	4	200	50.0	55	0	0	0	3	1	4-3	49	14	227	56.8	1	1	1	1
	<b>Totals</b>	<b>52</b>	<b>2221</b>	<b>42.7</b>	<b>61</b>	<b>0</b>	<b>1</b>	<b>6</b>	<b>19</b>	<b>13</b>	<b>11-9</b>	<b>49</b>	<b>130</b>	<b>1444</b>	<b>48.1</b>	<b>6</b>	<b>1</b>	<b>1</b>	<b>1</b>
	<b>Opponent</b>	<b>30</b>	<b>1160</b>	<b>38.7</b>	<b>70</b>	<b>0</b>	<b>1</b>	<b>10</b>	<b>4</b>	<b>12</b>	<b>12-9</b>	<b>50</b>	<b>169</b>	<b>3989</b>	<b>57.8</b>	<b>32</b>	<b>1</b>	<b>1</b>	<b>1</b>





## THE CITADEL VS. 2024 OPPONENTS

### The Citadel 7, Charleston Southern 6

**At CIT:** CIT leads 7-4  
**At CSU:** CSU leads 2-0  
**Maurice Drayton vs. CSU:** 0-0  
**Last CIT win:** 22-13 in 2019  
**Last CSU win:** 38-21 in 2021  
**Longest CIT streak:** 3, 2002-05  
**Longest CSU streak:** 4 (2013-15)  
**Last 10 meetings:** CSU leads 6-4  
**Current streak:** CSU has won one  
**Largest CIT win:** 64-10 in 2003  
**Largest CSU win:** 38-21 in 2021

### The Citadel 4, South Carolina State 1

**At CIT:** CIT leads 3-0  
**At SCSU:** SCSU leads 1-0  
**At neutral sites:** CIT leads 1-0  
**Maurice Drayton vs. SCSU:** 0-1  
**Last CIT win:** 31-8 in 2001  
**Last SCSU win:** 31-10 in 2023  
**Longest CIT streak:** 4 (1989-01)  
**Longest SCSU streak:** 1 (2023)  
**Last 10 meetings:** CIT leads 4-1  
**Current streak:** CIT has won four  
**Largest CIT win:** 45-16 in 2000  
**Largest SCSU win:** 31-10 in 2023

Year	Winner	Score	Site
1989	CIT	31-20	Columbia, S.C.
1999	CIT	20-14	Charleston, S.C.
2000	CIT	45-16	Charleston, S.C.
2001	CIT	31-8	Charleston, S.C.
2023	SCSU	31-10	Orangeburg, S.C.

### The Citadel 2, North Greenville 0

**At CIT:** CIT leads 1-0  
**At NGU:** CIT leads 1-0  
**Maurice Drayton vs. NGU:** 0-0  
**Last CIT win:** 45-13 in 2021  
**Last NGU win:** N/A  
**Longest CIT streak:** 2 (2016-21)  
**Longest SCSU streak:** N/A  
**Last 10 meetings:** CIT leads 2-0  
**Current streak:** CIT has won two  
**Largest CIT win:** 45-13 in 2021  
**Largest NGU win:** N/A

Year	Winner	Score	Site
2016	CIT	45-13	Orangeburg, S.C.
2021	CIT	38-14	Tigerville, S.C.

### The Citadel 11, Mercer 9, 1 tie

**At CIT:** Tied at 5-5-1  
**At MER:** CIT leads 4-2  
**At neutral sites:** Series tied 2-2  
**Maurice Drayton vs. MER:** 0-1  
**Last CIT win:** 35-24 in 2019  
**Last MER win:** 38-16 in 2023  
**Longest CIT streak:** 3 (2014-16)  
**Longest MER streak:** 4 (2020-23)  
**Last 10 meetings:** Series tied 5-5  
**Current streak:** MER has won four  
**Largest CIT win:** 31-0 in 1925  
**Largest MER win:** 34-7 in 2021

Year	Winner	Score	Site
1906	CIT	10-0	Charleston, S.C.
1908	CIT	10-0	Charleston, S.C.
1910	MER	21-0	Savannah, Ga.
1911	CIT	5-0	Savannah, Ga.
1913	Tie	7-7	Charleston, S.C.
1925	CIT	31-0	Augusta, Ga.
1926	CIT	12-7	Macon, Ga.
1927	MER	6-0	Charleston, S.C.
1928	MER	7-0	Savannah, Ga.
1929	CIT	21-13	Charleston, S.C.
1931	MER	26-0	Charleston, S.C.
2014	CIT	28-26	Macon, Ga.
2015	CIT	21-19	Charleston, S.C.
2016	CIT	24-23	Macon, Ga.
2017	MER	24-14	Charleston, S.C.
2018	CIT	38-31	Macon, Ga.
2019	CIT	35-24	Charleston, S.C.
2020-21	MER	42-28	Macon, Ga.
2021	MER	34-7	Charleston, S.C.
2022	MER	17-0	Macon, Ga.

2023 MER 38-16 Charleston, S.C.

### ETSU 19, The Citadel 13

**At CIT:** Series tied 8-8  
**At ETSU:** ETSU leads 11-5  
**Maurice Drayton vs. ETSU:** 0-0  
**Last CIT win:** 20-27 in 2022  
**Last ETSU win:** 35-23 in 2023  
**Longest CIT streak:** 3 (1990-92)  
**Longest ETSU streak:** 4 (1981-84; 1993-96)  
**Last 10 meetings:** Series tied 5-5  
**Current streak:** ETSU has won one  
**Largest CIT win:** 45-10 in 2016  
**Largest ETSU win:** 45-0 in 1983

Year	Winner	Score	Site
1966	CIT	3-0	Charleston, S.C.
1981	ETSU	17-13	Johnson City, Tenn.
1982	ETSU	3-0	Charleston, S.C.
1983	ETSU	45-0	Johnson City, Tenn.
1984	ETSU	16-6	Charleston, S.C.
1985	CIT	28-21	Johnson City, Tenn.
1986	ETSU	35-9	Charleston, S.C.
1987	ETSU	24-21	Johnson City, Tenn.
1988	CIT	48-21	Charleston, S.C.
1989	ETSU	35-33	Johnson City, Tenn.
1990	CIT	35-15	Charleston, S.C.
1991	CIT	17-7	Johnson City, Tenn.
1992	CIT	28-7	Charleston, S.C.
1993	ETSU	20-17	Johnson City, Tenn.
1994	ETSU	56-34	Charleston, S.C.
1995	ETSU	21-13	Johnson City, Tenn.
1996	ETSU	41-20	Charleston, S.C.
1997	CIT	23-20 (OT)	Johnson City, Tenn.
1998	CIT	31-20	Charleston, S.C.
1999	ETSU	28-10	Johnson City, Tenn.
2000	ETSU	20-7	Charleston, S.C.
2001	ETSU	23-21	Johnson City, Tenn.
2002	CIT	26-7	Charleston, S.C.
2003	ETSU	16-13	Johnson City, Tenn.
2016	CIT	45-10	Charleston, S.C.
2017	CIT	31-25	Johnson City, Tenn.
2018	ETSU	26-23	Charleston, S.C.
2019	CIT	31-27	Johnson City, Tenn.
2020-21	ETSU	28-21	Charleston, S.C.
2021	ETSU	48-21	Johnson City, Tenn.
2022	CIT	20-17	Charleston, S.C.
2023	ETSU	35-23	Johnson City, Tenn.

### Furman 63, The Citadel 37, 3 ties

**At CIT:** FUR leads 25-22-2  
**At FUR:** FUR leads 35-15  
**At neutral sites:** FUR leads 3-0-1  
**Maurice Drayton vs. FUR:** 0-1  
**Last CIT win:** 26-7 in 2020-21  
**Last FUR win:** 28-14 in 2023  
**Longest CIT streak:** 7 (1971-77)  
**Longest FUR streak:** 9 (1982-90)  
**Last 10 meetings:** Series tied 5-5  
**Current streak:** FUR has won three  
**Largest CIT win:** 75-0 in 1913  
**Largest FUR win:** 58-13 in 1987

Year	Winner	Score	Site
1913	CIT	75-0	Charleston, S.C.
1919	FUR	21-6	Greenville, S.C.
1920	FUR	21-6	Charleston, S.C.
1921	FUR	42-0	Greenville, S.C.
1922	FUR	28-0	Florence, S.C.
1923	FUR	30-14	Greenville, S.C.
1924	CIT	6-0	Charleston, S.C.
1925	FUR	7-0	Greenville, S.C.
1926	FUR	7-0	Charleston, S.C.
1927	FUR	6-0	Charleston, S.C.
1928	FUR	13-0	Greenville, S.C.
1929	Tie	0-0	Charleston, S.C.
1930	FUR	31-6	Greenville, S.C.
1931	FUR	33-7	Charleston, S.C.
1932	FUR	20-0	Orangeburg, S.C.
1933	FUR	14-0	Greenville, S.C.
1934	FUR	6-0	Charleston, S.C.
1935	FUR	35-0	Greenville, S.C.
1936	FUR	13-7	Greenville, S.C.
1937	CIT	8-0	Charleston, S.C.
1938	CIT	9-6	Greenville, S.C.

1939	FUR	7-0	Charleston, S.C.
1940	FUR	36-7	Greenville, S.C.
1941	Tie	13-13	Charleston, S.C.
1942	FUR	20-0	Greenville, S.C.
1946	FUR	14-0	Charleston, S.C.
1947	FUR	7-0	Greenville, S.C.
1948	FUR	9-0	Greenville, S.C.
1949	FUR	19-7	Charleston, S.C.
1950	FUR	21-7	Greenville, S.C.
1951	FUR	35-14	Orangeburg, S.C.
1952	Tie	7-7	Orangeburg, S.C.
1953	FUR	27-0	Charleston, S.C.
1954	FUR	31-20	Greenville, S.C.
1955	CIT	25-19	Charleston, S.C.
1956	FUR	7-0	Greenville, S.C.
1957	CIT	18-14	Charleston, S.C.
1958	CIT	24-6	Greenville, S.C.
1959	CIT	18-14	Charleston, S.C.
1960	CIT	7-6	Greenville, S.C.
1961	CIT	9-8	Charleston, S.C.
1962	FUR	33-25	Greenville, S.C.
1963	FUR	34-25	Charleston, S.C.
1964	CIT	17-0	Greenville, S.C.
1965	CIT	28-0	Charleston, S.C.
1966	CIT	10-6	Greenville, S.C.
1967	FUR	14-6	Charleston, S.C.
1968	CIT	31-12	Greenville, S.C.
1969	CIT	37-21	Charleston, S.C.
1970	FUR	28-21	Greenville, S.C.
1971	CIT	35-33	Charleston, S.C.
1972	CIT	19-13	Greenville, S.C.
1973	CIT	26-21	Charleston, S.C.
1974	CIT	24-0	Greenville, S.C.
1975	CIT	13-9	Charleston, S.C.
1976	CIT	17-16	Greenville, S.C.
1977	CIT	10-3	Charleston, S.C.
1978	FUR	17-13	Greenville, S.C.
1979	FUR	45-44	Charleston, S.C.
1980	FUR	28-15	Greenville, S.C.
1981	CIT	35-18	Charleston, S.C.
1982	FUR	27-0	Greenville, S.C.
1983	FUR	49-21	Charleston, S.C.
1984	FUR	42-14	Greenville, S.C.
1985	FUR	42-0	Charleston, S.C.
1986	FUR	37-14	Greenville, S.C.
1987	FUR	58-13	Charleston, S.C.
1988	FUR	30-17	Greenville, S.C.
1989	FUR	44-9	Charleston, S.C.
1990	FUR	30-17	Greenville, S.C.
1991	CIT	10-6	Charleston, S.C.
1992	CIT	20-14	Greenville, S.C.
1993	CIT	20-10	Charleston, S.C.
1994	CIT	52-44	Greenville, S.C.
1995	FUR	24-3	Charleston, S.C.
1996	FUR	35-25	Greenville, S.C.
1997	FUR	21-7	Charleston, S.C.
1998	CIT	25-24	Greenville, S.C.
1999	FUR	31-17	Charleston, S.C.
2000	FUR	33-7	Greenville, S.C.
2001	FUR	30-7	Charleston, S.C.
2002	FUR	37-10	Greenville, S.C.
2003	CIT	10-9	Charleston, S.C.
2004	FUR	33-14	Greenville, S.C.
2005	FUR	39-31 (3OT)	Charleston, S.C.
2006	FUR	23-17	Greenville, S.C.
2007	CIT	54-51 (OT)	Charleston, S.C.
2008	FUR	34-20	Greenville, S.C.
2009	CIT	38-28	Charleston, S.C.
2010	FUR	31-14	Greenville, S.C.
2011	FUR	16-6	Charleston, S.C.
2012	CIT	42-20	Greenville, S.C.
2013	FUR	24-17	Charleston, S.C.
2014	CIT	42-35 (OT)	Charleston, S.C.
2015	CIT	38-17	Greenville, S.C.
2016	CIT	19-14	Charleston, S.C.
2017	FUR	56-20	Greenville, S.C.
2018	FUR	28-17	Charleston, S.C.
2019	CIT	27-10	Greenville, S.C.
2020-21	CIT	26-7	Charleston, S.C.
2021	FUR	24-14	Greenville, S.C.
2022	FUR	21-10	Charleston, S.C.
2023	FUR	28-14	Greenville, S.C.

#SoConFB



## THE CITADEL VS. 2024 OPPONENTS



### THE CITADEL DEFENSIVE BACK DOMINICK POOLE

#### The Citadel 27, Western Carolina 20, 1 tie

**At CIT:** CIT leads 14-9

**At WCU:** CIT leads 13-11

**At neutral sites:** Series tied 0-0-1

**Maurice Drayton vs. WCU:** 0-1

**Last CIT win:** 34-21 in 2022

**Last WCU win:** 49-14 in 2023

**Longest CIT streak:** 5 (2004-08)

**Longest WCU streak:** 3, three times

**Last 10 meetings:** Tied 5-5

**Current streak:** WCU has won one

**Largest CIT win:** 38-13 in 1991

**Largest WCU win:** 49-14 in 2023

Year	Winner	Score	Site
1972	WCU	10-0	Charleston, S.C.
1977	CIT	20-0	Charleston, S.C.
1978	WCU	38-24	Cullowhee, N.C.
1979	CIT	21-19	Charleston, S.C.
1980	CIT	28-21	Cullowhee, N.C.
1981	CIT	12-3	Charleston, S.C.
1982	CIT	24-20	Cullowhee, N.C.
1983	WCU	44-17	Charleston, S.C.
1984	CIT	34-33	Cullowhee, N.C.
1985	CIT	10-3	Charleston, S.C.
1986	WCU	27-12	Cullowhee, N.C.
1987	CIT	38-24	Charleston, S.C.
1988	CIT	27-21	Cullowhee, N.C.
1989	Tie	22-22	Columbia, S.C.
1990	CIT	28-10	Cullowhee, N.C.
1991	CIT	38-13	Charleston, S.C.
1992	CIT	36-31	Cullowhee, N.C.
1993	WCU	38-18	Cullowhee, N.C.
1994	WCU	42-38	Charleston, S.C.
1995	WCU	31-14	Cullowhee, N.C.
1996	CIT	28-14	Charleston, S.C.
1997	WCU	45-25	Cullowhee, N.C.
1998	WCU	14-8	Charleston, S.C.
1999	WCU	24-17	Cullowhee, N.C.
2000	CIT	17-10	Charleston, S.C.
2001	WCU	28-25	Cullowhee, N.C.
2002	WCU	37-34	Charleston, S.C.
2003	WCU	28-21	Cullowhee, N.C.
2004	CIT	17-0	Charleston, S.C.
2005	CIT	17-7	Cullowhee, N.C.
2006	CIT	30-27 (OT)	Charleston, S.C.
2007	CIT	37-31	Cullowhee, N.C.
2008	CIT	34-14	Charleston, S.C.
2009	WCU	14-10	Cullowhee, N.C.
2010	WCU	24-13	Charleston, S.C.
2011	CIT	35-7	Cullowhee, N.C.
2012	CIT	45-31	Charleston, S.C.

2013	CIT	28-21	Cullowhee, N.C.
2014	WCU	29-15	Cullowhee, N.C.
2015	CIT	28-10	Charleston, S.C.
2016	CIT	37-14	Cullowhee, N.C.
2017	WCU	31-19	Charleston, S.C.
2018	CIT	38-24	Cullowhee, N.C.
2019	CIT	35-17	Charleston, S.C.
2020-21	WCU	21-14	Cullowhee, N.C.
2021	WCU	45-31	Charleston, S.C.
2022	CIT	34-21	Cullowhee, N.C.
2023	WCU	49-14	Charleston, S.C.

#### The Citadel 44, VMI 33, 2 ties

**At CIT:** CIT leads 26-12

**At VMI:** VMI leads 17-13-2

**At neutral sites:** CIT leads 5-4

**Maurice Drayton vs. VMI:** 0-1

**Last CIT win:** 26-22 in 2022

**Last VMI win:** 17-13 in 2023

**Longest CIT streak:** 12 (2003-18)

**Longest VMI streak:** 7 (1950-57)

**Last 10 meetings:** CIT leads 7-3

**Current streak:** VMI has won one

**Largest CIT win:** 50-0 in 1992

**Largest VMI win:** 42-0 in 1954

Year	Winner	Score	Site
1920	VMI	35-0	Lynchburg, Va.
1929	VMI	13-7	Lexington, Va.
1930	CIT	7-6	Charleston, S.C.
1931	Tie	13-13	Lexington, Va.
1932	CIT	12-6	Charleston, S.C.
1937	VMI	27-0	Lexington, Va.
1946	VMI	26-7	Lexington, Va.
1947	CIT	7-6	Charleston, S.C.
1948	VMI	34-6	Lexington, Va.
1949	CIT	19-14	Charleston, S.C.
1950	VMI	13-7	Lexington, Va.
1951	VMI	13-7	Charleston, S.C.
1952	VMI	20-19	Lexington, Va.
1953	VMI	14-0	Charleston, S.C.
1954	VMI	42-0	Lexington, Va.
1955	VMI	14-0	Charleston, S.C.
1957	VMI	33-7	Lexington, Va.
1958	CIT	14-6	Charleston, S.C.
1959	VMI	32-8	Lexington, Va.
1960	VMI	20-6	Charleston, S.C.
1961	CIT	14-8	Lexington, Va.
1962	VMI	16-7	Charleston, S.C.
1963	VMI	33-8	Lexington, Va.
1964	CIT	17-0	Charleston, S.C.
1965	VMI	21-7	Lexington, Va.

1966	CIT	30-14	Charleston, S.C.
1967	VMI	22-11	Lexington, Va.
1968	CIT	13-8	Charleston, S.C.
1969	CIT	28-2	Lexington, Va.
1970	CIT	56-9	Charleston, S.C.
1971	CIT	25-24	Lexington, Va.
1972	CIT	42-3	Charleston, S.C.
1973	VMI	23-6	Lexington, Va.
1974	VMI	20-9	Charleston, S.C.
1975	CIT	6-3	Lexington, Va.
1976	VMI	30-14	Charleston, S.C.
1977	VMI	19-3	Lexington, Va.
1978	CIT	14-3	Charleston, S.C.
1979	CIT	37-6	Lexington, Va.
1980	CIT	28-0	Charleston, S.C.
1981	VMI	14-0	Norfolk, Va.
1982	CIT	21-7	Charleston, S.C.
1983	CIT	27-6	Norfolk, Va.
1984	CIT	27-24	Charleston, S.C.
1985	Tie	14-14	Lexington, Va.
1986	VMI	47-30	Charleston, S.C.
1987	VMI	7-3	Charleston, S.C.
1988	CIT	31-20	Norfolk, Va.
1989	VMI	20-10	Norfolk, Va.
1990	CIT	23-3	Charleston, S.C.
1991	CIT	17-14	Norfolk, Va.
1992	CIT	50-0	Charleston, S.C.
1993	CIT	34-33	Charleston, S.C.
1994	CIT	58-14	Norfolk, Va.
1995	VMI	34-7	Charleston, S.C.
1996	VMI	34-27 (OT)	Lexington, Va.
1997	CIT	28-6	Charleston, S.C.
1998	CIT	36-10	Lexington, Va.
1999	CIT	7-6	Charleston, S.C.
2000	VMI	41-21	Lexington, Va.
2001	CIT	49-7	Charleston, S.C.
2002	VMI	23-21	Charlotte, N.C.
2003	CIT	27-23	Charlotte, N.C.
2005	CIT	22-14	Lexington, Va.
2006	CIT	48-21	Charleston, S.C.
2007	CIT	70-28	Lexington, Va.
2011	CIT	41-14	Charleston, S.C.
2012	CIT	27-24	Lexington, Va.
2013	CIT	31-10	Charleston, S.C.
2014	CIT	45-25	Lexington, Va.
2015	CIT	35-14	Charleston, S.C.
2016	CIT	30-20	Lexington, Va.
2017	CIT	21-3	Charleston, S.C.
2018	CIT	34-32	Lexington, Va.
2019	VMI	34-21	Charleston, S.C.
2020-21	VMI	31-17	Lexington, Va.
2021	CIT	35-24	Charleston, S.C.
2022	CIT	26-22	Lexington, Va.
2023	VMI	17-13	Charleston, S.C.

#### Samford 10, The Citadel 7

**At CIT:** Tied at 5-5

**At SAM:** SAM leads 5-2

**Maurice Drayton vs. SAM:** 0-1

**Last CIT win:** 42-27 in 2018

**Last SAM win:** 37-3 in 2023

**Longest CIT streak:** 2 (2009-10)

**Longest SAM streak:** 5 (2019-23)

**Last 10 meetings:** SAM leads 7-3

**Current streak:** SAM has won five

**Largest CIT win:** 35-16 in 1989; 44-25 in 2015

**Largest SAM win:** 55-7 in 2020-21

Year	Winner	Score	Site
1989	CIT	35-16	Charleston, S.C.
2008	SAM	28-10	Birmingham, Ala.
2009	CIT	28-16	Charleston, S.C.
2010	CIT	13-12	Birmingham, Ala.
2011	SAM	19-14	Charleston, S.C.
2012	SAM	38-7	Birmingham, Ala.
2013	CIT	28-26	Charleston, S.C.
2014	SAM	20-17	Charleston, S.C.
2015	CIT	44-25	Birmingham, Ala.
2016	CIT	37-34 (OT)	Charleston, S.C.
2017	SAM	35-14	Birmingham, Ala.
2018	CIT	42-27	Charleston, S.C.
2019	SAM	61-55 (4OT)	Birmingham, Ala.
2020-21	SAM	55-7	Charleston, S.C.





# THE CITADEL

## THE CITADEL VS. 2024 OPPONENTS

2021	SAM	35-14	Birmingham, Ala.
2022	SAM	38-3	Charleston, S.C.
2023	SAM	37-13	Birmingham, Ala.

### Chattanooga 36, The Citadel 20, 2 ties

**At CIT:** UTC leads 15-12-1  
**At UTC:** UTC leads 20-8-1  
**Maurice Drayton vs. UTC:** 0-1  
**Last CIT win:** 24-21 in 2021  
**Last UTC win:** 48-3 in 2023  
**Longest CIT streak:** 3, three times  
**Longest UTC streak:** 5 (1982-87)  
**Last 10 meetings:** UTC leads 7-3  
**Current streak:** UTC has won two  
**Largest CIT win:** 41-16 in 2007  
**Largest UTC win:** 48-3 in 2023

Year	Winner	Score	Site
1926	UTC	6-3	Charleston, S.C.
1927	UTC	31-6	Chattanooga, Tenn.
1930	Tie	7-7	Charleston, S.C.
1936	UTC	13-0	Charleston, S.C.
1968	UTC	31-9	Chattanooga, Tenn.
1969	UTC	10-5	Charleston, S.C.
1970	UTC	29-28	Chattanooga, Tenn.
1971	CIT	52-35	Charleston, S.C.
1972	CIT	12-0	Chattanooga, Tenn.
1973	CIT	28-20	Charleston, S.C.
1975	UTC	24-6	Chattanooga, Tenn.
1976	CIT	14-10	Charleston, S.C.
1977	UTC	21-14	Chattanooga, Tenn.
1979	UTC	28-7	Chattanooga, Tenn.
1980	CIT	29-13	Charleston, S.C.
1981	Tie	28-28	Chattanooga, Tenn.
1982	UTC	24-7	Charleston, S.C.
1983	UTC	30-9	Chattanooga, Tenn.
1985	UTC	34-17	Chattanooga, Tenn.
1986	UTC	42-7	Charleston, S.C.
1987	UTC	22-19	Chattanooga, Tenn.
1988	CIT	23-17	Charleston, S.C.
1989	UTC	17-9	Chattanooga, Tenn.
1990	UTC	7-6	Charleston, S.C.
1991	UTC	33-26	Chattanooga, Tenn.
1992	CIT	33-13	Charleston, S.C.
1993	CIT	41-27	Chattanooga, Tenn.
1994	CIT	42-26	Charleston, S.C.
1995	UTC	29-24	Chattanooga, Tenn.
1996	CIT	16-13	Charleston, S.C.
1997	CIT	7-3	Chattanooga, Tenn.
1998	UTC	13-10	Charleston, S.C.
1999	UTC	30-27 (OT)	Chattanooga, Tenn.
2000	UTC	20-13	Charleston, S.C.
2001	CIT	20-17 (2OT)	Chattanooga, Tenn.
2002	UTC	34-31	Charleston, S.C.
2003	UTC	29-20	Chattanooga, Tenn.
2004	CIT	44-24	Charleston, S.C.
2005	UTC	31-21	Chattanooga, Tenn.
2006	CIT	24-21	Charleston, S.C.
2007	CIT	41-16	Chattanooga, Tenn.
2008	CIT	24-21	Charleston, S.C.
2009	UTC	31-28	Chattanooga, Tenn.
2010	UTC	28-10	Charleston, S.C.
2011	CIT	28-27	Chattanooga, Tenn.
2012	UTC	28-10	Charleston, S.C.
2013	UTC	28-24	Chattanooga, Tenn.
2014	UTC	34-14	Charleston, S.C.
2015	UTC	31-23	Chattanooga, Tenn.
2016	CIT	22-14	Charleston, S.C.
2017	CIT	20-14	Chattanooga, Tenn.
2018	UTC	29-28 (OT)	Charleston, S.C.
2019	UTC	34-33	Chattanooga, Tenn.
2020-21	UTC	25-24 (OT)	Charleston, S.C.
2021	CIT	24-21	Chattanooga, Tenn.
2022	UTC	31-21	Charleston, S.C.
2023	UTC	48-3	Chattanooga, Tenn.

### The Citadel 44, Wofford 32, 1 tie

**At CIT:** CIT leads 29-15-1  
**At WOF:** WOF leads 17-12  
**At neutral sites:** CIT leads 3-0  
**Maurice Drayton vs. WOF:** 0-1  
**Last CIT win:** 45-44 (OT) in 2021  
**Last WOF win:** 11-3 in 2023  
**Longest CIT streak:** 15 (1959-90)



## THE CITADEL QUARTERBACK GRAESON UNDERWOOD

**Longest WOF streak:** 16 (1999-14)  
**Last 10 meetings:** WOF leads 6-4  
**Current streak:** WOF has won two  
**Largest CIT win:** 41-0 in 1936  
**Largest WOF win:** 43-14 in 2011

Year	Winner	Score	Site
1916	CIT	37-0	Charleston, S.C.
1919	WOF	12-0	Spartanburg, S.C.
1920	CIT	19-0	Charleston, S.C.
1921	CIT	28-0	Charleston, S.C.
1923	CIT	9-0	Spartanburg, S.C.
1924	CIT	19-0	Charleston, S.C.
1926	CIT	6-0	Spartanburg, S.C.
1927	Tie	6-6	Charleston, S.C.
1928	WOF	9-7	Spartanburg, S.C.
1929	CIT	7-0	Spartanburg, S.C.
1930	CIT	7-6	Spartanburg, S.C.
1931	CIT	28-7	Charleston, S.C.
1932	CIT	13-0	Spartanburg, S.C.
1933	CIT	14-0	Charleston, S.C.
1934	CIT	18-7	Spartanburg, S.C.
1935	CIT	20-7	Charleston, S.C.
1936	CIT	41-0	Augusta, S.C.
1937	CIT	38-0	Spartanburg, S.C.
1938	CIT	27-0	Charleston, S.C.
1939	CIT	21-2	Wilmington, S.C.
1940	CIT	7-3	Orangeburg, S.C.
1941	CIT	42-7	Charleston, S.C.
1949	WOF	21-7	Spartanburg, S.C.
1954	CIT	14-13	Spartanburg, S.C.
1955	WOF	27-7	Spartanburg, S.C.
1956	WOF	23-19	Spartanburg, S.C.
1957	WOF	34-0	Spartanburg, S.C.
1958	WOF	18-6	Spartanburg, S.C.
1959	CIT	40-8	Spartanburg, S.C.
1967	CIT	17-7	Charleston, S.C.
1975	CIT	16-7	Charleston, S.C.
1977	CIT	7-0	Charleston, S.C.
1978	CIT	35-17	Charleston, S.C.
1979	CIT	49-30	Charleston, S.C.
1980	CIT	35-3	Charleston, S.C.
1981	CIT	24-14	Charleston, S.C.
1982	CIT	21-14	Charleston, S.C.
1984	CIT	23-16	Charleston, S.C.
1985	CIT	42-28	Charleston, S.C.
1986	CIT	20-6	Charleston, S.C.
1987	CIT	38-0	Charleston, S.C.
1989	CIT	42-21	Charleston, S.C.
1990	CIT	48-14	Charleston, S.C.
1991	WOF	15-12	Charleston, S.C.
1992	CIT	30-13	Charleston, S.C.
1993	WOF	20-6	Charleston, S.C.
1994	CIT	31-3	Charleston, S.C.
1995	CIT	27-10	Charleston, S.C.
1996	WOF	26-21	Charleston, S.C.

1997	CIT	7-3	Charleston, S.C.
1998	CIT	20-14	Spartanburg, S.C.
1999	WOF	47-16	Charleston, S.C.
2000	WOF	31-10	Spartanburg, S.C.
2001	WOF	13-0	Charleston, S.C.
2002	WOF	27-14	Spartanburg, S.C.
2003	WOF	42-16	Charleston, S.C.
2004	WOF	38-17	Spartanburg, S.C.
2005	WOF	28-10	Charleston, S.C.
2006	WOF	28-20	Spartanburg, S.C.
2007	WOF	28-7	Charleston, S.C.
2008	WOF	33-28	Spartanburg, S.C.
2009	WOF	43-17	Charleston, S.C.
2010	WOF	35-0	Spartanburg, S.C.
2011	WOF	43-14	Charleston, S.C.
2012	WOF	24-21	Spartanburg, S.C.
2013	WOF	21-10	Charleston, S.C.
2014	WOF	17-13	Spartanburg, S.C.
2015	CIT	39-12	Charleston, S.C.
2016	CIT	24-21 (OT)	Spartanburg, S.C.
2016*	WOF	17-3	Charleston, S.C.
2017	WOF	20-16	Charleston, S.C.
2018	WOF	28-21	Spartanburg, S.C.
2019	WOF	31-11	Charleston, S.C.
2020-21	CIT	28-24	Spartanburg, S.C.
2021	CIT	45-44 (OT)	Charleston, S.C.
2022	WOF	31-16	Spartanburg, S.C.
2023	WOF	11-3	Charleston, S.C.

\* NCAA Playoffs

### Clemson 33, The Citadel 5, tied 1

**At CIT:** CU leads 13-1  
**At CU:** CU leads 16-1  
**At neutral sites:** CU leads 4-3-1  
**Maurice Drayton vs. CU:** 0-0  
**Last CIT win:** 6-0 in 1931  
**Last CU win:** 49-0 in 2020  
**Longest CIT streak:** 1  
**Longest CU streak:** 18 (1932-2020)  
**Last 10 meetings:** CU leads 10-0  
**Current streak:** CU has won 18  
**Largest CIT win:** 64-10 in  
**Largest CU win:** 59-0 in 1954

#SoConFB





## THE CITADEL YEAR-BY-YEAR

Year	Overall	SoCon	Place	Coach
1905	2 3 1			Sidney Smith
1906	3 0 0			Ralph Foster
1907	1 5 1			Ralph Foster
1908	4 1 1			Ralph Foster
1909	4 3 2			Sam Costen
1910	3 4 0			Sam Costen
1911	5 2 2			L.S. LeTellier
1912	3 4 0			L.S. LeTellier
1913	3 4 2			George Rogers
1914	2 5 0			George Rogers
1915	5 3 0			George Rogers
1916	6 1 1			Harry O'Brien
1917	3 3 0			Harry O'Brien
1918	0 2 1			Harry O'Brien
1919	4 4 1			George Rogers
1920	2 6 0			Harry O'Brien
1921	3 3 2			Harry O'Brien
1922	3 5 0			Carl Prause
1923	5 3 1			Carl Prause
1924	6 4 0			Carl Prause
1925	6 4 0			Carl Prause
1926	7 3 0			Carl Prause
1927	3 6 1			Carl Prause
1928	6 3 1			Carl Prause
1929	5 4 1			Carl Prause
1930	4 5 2			Johnny Floyd
1931	5 4 1			Johnny Floyd
1932	4 5 0			Tatum Gressette
1933	3 5 1			Tatum Gressette
1934	3 5 1			Tatum Gressette
1935	4 3 1			Tatum Gressette
1936	4 6 0	0 4 0	t-14th	Tatum Gressette
1937	7 4 0	2 3 0	t-8th	Tatum Gressette
1938	6 5 0	2 3 0	11th	Tatum Gressette
1939	3 8 0	0 4 0	15th	Tatum Gressette
1940	4 5 0	0 4 0	15th	John Rowland
1941	4 3 1	0 2 1	14th	John Rowland
1942	5 2 0	2 2 0	8th	John Rowland
1943-45	No team			
1946	3 5 0	1 5 0	15th	Quinn Decker
1947	3 5 0	1 4 0	t-13th	Quinn Decker
1948	2 7 0	0 5 0	16th	Quinn Decker
1949	4 5 0	2 2 0	t-7th	Quinn Decker
1950	4 6 0	2 3 0	11th	Quinn Decker
1951	4 6 0	1 3 0	14th	Quinn Decker
1952	3 5 1	1 3 1	13th	Quinn Decker
1953	2 7 0	1 3 0	9th	J.D. McMillan
1954	2 8 0	0 4 0	9th	J.D. McMillan
1955	5 4 0	2 2 0	6th	John Sauer
1956	3 5 1	1 3 0	8th	John Sauer
1957	5 4 1	4 2 0	3rd	Eddie Teague
1958	4 6 0	2 3 0	t-6th	Eddie Teague
1959	8 2 0	5 1 0	2nd	Eddie Teague
1960	8 2 1	4 2 0	t-2nd	Eddie Teague
1961	7 3 0	5 1 0	1st	Eddie Teague
1962	3 7 0	1 4 0	7th	Eddie Teague
1963	4 6 0	2 4 0	7th	Eddie Teague
1964	4 6 0	4 3 0	t-4th	Eddie Teague
1965	2 8 0	2 6 0	8th	Eddie Teague
1966	4 6 0	3 5 0	6th	Red Parker
1967	5 5 0	2 4 0	7th	Red Parker
1968	5 5 0	4 2 0	2nd	Red Parker
1969	7 3 0	4 2 0	3rd	Red Parker
1970	5 6 0	4 2 0	2nd	Red Parker
1971	8 3 0	4 2 0	3rd	Red Parker
1972	5 6 0	4 3 0	4th	Red Parker
1973	3 8 0	1 6 0	t-7th	Bobby Ross
1974	4 7 0	3 4 0	5th	Bobby Ross
1975	6 5 0	4 3 0	4th	Bobby Ross
1976	6 5 0	1 4 0	6th	Bobby Ross
1977	5 6 0	3 2 0	3rd	Bobby Ross
1978	5 6 0	2 3 0	5th	Art Baker
1979	6 5 0	4 2 0	3rd	Art Baker
1980	7 4 0	3 2 0	4th	Art Baker
1981	7 3 1	3 2 1	t-4th	Art Baker

Year	Overall	SoCon	Place	Coach
1982	5 6 0	3 4 0	t-4th	Art Baker
1983	3 8 0	1 6 0	t-7th	Tom Moore
1984	7 4 0	4 2 0	3rd	Tom Moore
1985	5 5 1	2 4 1	t-5th	Tom Moore
1986	3 8 0	0 6 0	t-8th	Tom Moore
1987	4 7 0	1 5 0	8th	Charlie Taaffe
1988	8 4 0	5 2 0	3rd	Charlie Taaffe
1989	5 5 1	1 5 1	8th	Charlie Taaffe
1990	7 5 0	4 3 0	t-4th	Charlie Taaffe
1991	7 4 0	5 2 0	t-2nd	Charlie Taaffe
1992	11 2 0	6 1 0	1st	Charlie Taaffe
1993	5 6 0	4 4 0	t-4th	Charlie Taaffe
1994	6 5 0	4 4 0	t-5th	Charlie Taaffe
1995	2 9 0	0 8 0	9th	Charlie Taaffe
1996	4 7 0	3 5 0	5th	Don Powers
1997	6 5 0	4 4 0	t-5th	Don Powers
1998	5 6 0	4 4 0	t-4th	Don Powers
1999	2 9 0	1 7 0	8th	Don Powers
2000	2 9 0	1 7 0	8th	Don Powers
2001	3 7 0	2 6 0	7th	Ellis Johnson
2002	3 9 0	1 7 0	9th	Ellis Johnson
2003	6 6 0	4 4 0	t-4th	Ellis Johnson
2004	3 7 0	2 5 0	t-5th	John Zernhelt
2005	4 7 0	2 5 0	7th	Kevin Higgins
2006	5 6 0	4 3 0	4th	Kevin Higgins
2007	7 4 0	4 3 0	t-3rd	Kevin Higgins
2008	4 8 0	2 6 0	7th	Kevin Higgins
2009	4 7 0	2 6 0	t-7th	Kevin Higgins
2010	3 8 0	1 7 0	t-8th	Kevin Higgins
2011	4 7 0	2 6 0	8th	Kevin Higgins
2012	7 4 0	5 3 0	t-4th	Kevin Higgins
2013	5 7 0	4 4 0	t-4th	Kevin Higgins
2014	5 7 0	3 4 0	5th	Mike Houston
2015	9 4 0	6 1 0	t-1st	Mike Houston
2016	10 2 0	8 0 0	1st	Brent Thompson
2017	5 6 0	3 5 0	t-6th	Brent Thompson
2018	5 6 0	4 4 0	t-5th	Brent Thompson
2019	6 6 0	4 4 0	t-4th	Brent Thompson
2020-21	2 10 0	2 6 0	7th	Brent Thompson
2021	4 7 0	3 5 0	t-7th	Brent Thompson
2022	4 7 0	3 5 0	t-6th	Brent Thompson
2023	0 11 0	0 8 0	9th	Maurice Drayton
<b>Total</b>	<b>523-602-32</b>	<b>220-323-5</b>		

## ALL-TIME CITADEL COACHES

Coach	Seasons	Years	W	L	T	Pct.
Sidney Smith	1905	1	2	3	1	.417
Ralph Foster	1906-08	3	8	6	2	.563
Sam Costen	1909-10	2	7	7	2	.500
L.S. LeTellier	1911-12	2	8	6	2	.563
George Rogers	1913-15, 1919	4	14	16	3	.470
Harry O'Brien	1916-18, 1920-21	5	14	15	4	.485
Carl Prause	1922-29	8	41	32	4	.558
Johnny Floyd	1930-31	2	9	9	3	.500
Tatum Gressette	1932-39	8	34	41	3	.455
John Rowland	1940-42	3	13	10	1	.563
Quinn Decker	1946-52	7	23	39	1	.373
J.D. McMillan	1953-54	2	4	15	0	.211
John Sauer	1955-56	2	8	9	1	.472
Eddie Teague	1957-65	9	45	44	2	.505
Red Parker	1966-72	7	39	34	0	.534
Bobby Ross	1973-77	5	24	31	0	.436
Art Baker	1978-82	5	30	24	1	.555
Tom Moore	1983-86	4	18	25	1	.420
Charlie Taaffe	1987-95	9	55	47	1	.539
Don Powers	1996-00	5	19	36	0	.345
Ellis Johnson	2001-03	3	12	22	0	.353
John Zernhelt	2004	1	3	7	0	.300
Kevin Higgins	2005-13	9	43	58	0	.426
Mike Houston	2014-15	2	14	11	0	.560
Brent Thompson	2016-22	7	36	44	0	.450
Maurice Drayton	2023-present	1	0	11	0	.000



**JOHNSON HAGOOD STADIUM (11,332)**



## TRE LAMB HEAD COACH

**Alma mater (year):**..... Tennessee Tech (2013)  
**Hometown:**..... Calhoun, Ga.  
**Career record (years):**..... 20-20 (4)  
**School record (years):**..... 0-0 (First)  
**SoCon record (years):**..... 0-0 (First)  
**FCS Playoff appearances:**..... 2



## LAMB'S YEAR-BY-YEAR RECORD

Year	School	SoCon	Overall
2020-21	Gardner-Webb		2-2
2021	Gardner-Webb		4-7
2022	Gardner-Webb		7-4
2023	Gardner-Webb		7-5
<b>Career (4)</b>		<b>0-0 (.000)</b>	<b>20-20 (.500)</b>

## 2024 COACHING STAFF

Josh Reardon.....Associate Head Coach / Defensive Coordinator  
 Hakim Gray.....Assistant Head Coach / Defensive Line  
 Joe Scelfo.....Offensive Coordinator / Offensive Line  
 Jay Graham.....Special Teams Coordinator / Tight Ends  
 Kevin Wolthausen.....Co-Defensive Coordinator / Linebackers  
 Dominique Davenport.....Co-Special Teams / Running Backs  
 Kishawn McClain.....Pass Game Coordinator / Wide Receivers  
 Tyler Dell.....Quarterbacks / Recruiting Coordinator  
 Cam Haney.....Defensive backs  
 Paul Potter.....Outside Linebackers / Video Coordinator

## 2024 ROSTER

NO.	NAME	POS.	HT.	WT.	YR.	HOMETOWN/PREVIOUS SCHOOL	38	Brock Winstead	LS	6-3	234	R-Fr.	Raleigh, N.C./ECU
0	Cody Goatley	LB	6-2	223	R-Jr.	Mayfield, Ky./Murray State	39	Ethan Turner	LB	6-2	204	Fr.	Mosheim, Tenn./West Greene High School
0	Cameron Lewis	TE	6-3	221	Gr.	Atlanta, Ga./Winston-Salem State	40	Vashawn Nalls	TE	6-3	210	Fr.	Oak Ridge, Tenn./Oak Ridge High School
1	DiAndre Davis	OLB	6-2	223	R-Sr.	Charlotte, N.C./Hough High School	42	Eric Reuss	TE	6-3	248	R-So.	Festus, Mo./Murray State
1	Justin Franklin	WR	5-8	160	R-Jr.	Douglasville, Ga./Gardner-Webb	43	Cade Fleeman	LB	5-10	205	R-So.	Johnson City, Tenn./Science Hill High School
2	Jaylen King	QB	6-3	210	So.	Folkston, Ga./Gardner-Webb	44	Grant Bullard	LB	6-0	205	R-Fr.	Rome, Ga./Gardner-Webb
2	William McRainey	LB	6-0	228	R-Sr.	Shalotte, N.C./Gardner-Webb	45	Emmitt Newman	LB	6-1	215	Fr.	Dandridge, Tenn./Jefferson County High School
3	Devontae Houston	RB	5-10	163	R-Jr.	Roanoke, Ala./UConn	46	Chauncey Felts	LB	5-10	205	Fr.	Clinton, Tenn./Clinton High School
3	Jaden Woods	DB	6-0	205	R-Sr.	Decatur, Ga./Akron	47	Esteban Mendoza	P/K	6-0	233	So.	Erwin, Tenn./Unicoi County High School
4	Cole Doyle	QB	5-10	175	R-Sr.	Glendale, Calif./St. Francis (PA)	48	Demetrius Williams	LB	6-6	155	R-So.	Forest City, N.C./Thomas Jefferson Classical
4	Zach West	OLB	6-1	223	R-Sr.	Boone, N.C./Watauga High School	49	Neal Farris	P	6-0	175	Fr.	Clover, S.C./Clover High School
5	Jimmy Bowdry	DB	5-11	185	Jr.	Thomasville, Ga./Gardner-Webb	50	Josh Meltzer	DL	6-1	250	So.	Fort Pierce, Fla./John Carroll High School
5	Karim Page	WR	6-0	178	Jr.	Dalton, Ga./Gardner-Webb	52	Frank West	OL	6-3	320	Fr.	Corbin, Ky./Corbin High School
6	Gino English	QB	6-1	195	5th	Winter Park, Fla./Gardner-Webb	54	Bryson Horney	LB	5-10	237	So.	Hampstead, N.C./Topsail High School
6	Cam Sims	DB	6-2	185	R-Sr.	Memphis, Tenn./Mercer	55	Will McCraw	OL	6-4	265	Jr.	Tiger, Ga./Gardner-Webb
7	Bryson Irby	RB	6-0	203	Sr.	Douglasville, Ga./Alexander High School	56	Connor Doeren	OL	6-5	260	Fr.	Raleigh, N.C./Cardinal Gibbons High School
7	Mike Jenkins	DB	6-2	167	So.	Summerville, S.C./Summerville High School	57	Jacob Halfacre	DL	6-2	256	R-So.	Arden, N.C./Butler
8	Torey Lambert	RB	5-10	200	So.	New Orleans, La./Brother Martin High School	58	Maddox Raddcliffe	OL	6-0	256	So.	Rockville, Va./Patrick Henry High School
8	Rashad Whitehead	DL	6-3	255	R-Sr.	Atlanta, Ga./Gardner-Webb	59	Taylor McClure	LB	6-1	210	Fr.	Hayesville, N.C./Hayesville High School
9	Jayvon Henderson	DB	5-10	189	R-So.	Auburn, Ga./Mill Creek High School	60	Micha Sumpter	OL	6-4	300	Fr.	Knightdale, N.C./Charlotte
9	Steven Johnson	QB	6-4	190	R-So.	Bristol, Tenn./Charlotte	61	Gabe Thompson	OL	6-3	310	R-Sr.	Spartanburg, S.C./Gardner-Webb
10	Ty Anderson	LB	6-1	210	Jr.	Thomasville, Ga./Gardner-Webb	64	Braxton Shipp	OL	6-3	290	R-Jr.	Concord, N.C./Northwest Cabarrus High School
10	Bayler Hayes	QB	6-1	175	Fr.	Brentwood, Tenn./Brentwood High School	65	Miada Jones	OL	6-0	296	So.	Duluth, Ga./Norcross High School
11	Jaylon George	DL	6-2	265	R-So.	Suwanee, Ga./Collins Hill High School	66	Luke Smith	OL	6-1	280	Gr.	Lebanon, Tenn./Appalachian State
11	AJ Johnson	WR	6-3	195	R-So.	New Orleans, La./Gardner-Webb	67	Seth Williams	OL	6-4	300	R-Jr.	Statesville, N.C./Appalachian State
12	Damon Early	DL	6-3	240	R-Jr.	Charlotte, N.C./Limestone	70	Tyson Moorer	OL	6-4	280	R-Fr.	Charlotte, N.C./Gardner-Webb
12	Ephraim Floyd	WR	5-10	190	Jr.	Vero Beach, Fla./Gardner-Webb	71	Derrell Bailey Jr.	OL	6-6	305	R-Sr.	Montgomery, Ala./USF
13	Reece Fountain	QB	6-0	189	Fr.	Rome, Ga./Rome High School	72	Eli Greene	OL	6-2	275	Fr.	Boone, N.C./Watauga High School
13	Jackson Norkunas	DB	5-9	170	Fr.	Coconut Creek, Fla./Coconut Creek High School	74	Jay Wade	OL	6-1	278	So.	Knoxville, Tenn./Webb School
14	Chris Hope	DB	6-0	209	Sr.	Madison, Ala./James Clemens High School	75	Jack Hood	OL	6-6	255	Fr.	Rabun, Ga./Rabun County High School
14	William Riddle	QB	6-0	192	R-So.	Chattanooga, Tenn./McCallie School	76	Isaiah Hall	OL	6-3	270	Fr.	LaGrange, Ga./Troup County Comprehensive HS
15	Jayson Graham	DB	6-0	185	Fr.	Jonesborough, Tenn./Clinton High School	77	JaQuan Adams	OL	6-5	290	R-So.	Raleigh, N.C./Gardner-Webb
15	Ewan Johnson	K	5-10	180	R-So.	Knoxville, Tenn./South Doyle High School	79	Mitchell Dunlap	OL	6-5	265	Fr.	Cumming, Ga./East Forsyth High School
16	Ryan Barrett	DB	6-1	185	R-Fr.	Marietta, Ga./Gardner-Webb	80	Jordan (JC) Anderson	WR	6-3	196	Fr.	Jacksonville, Fla./First Coast High School
16	Nate Brackett	P	6-4	221	R-Jr.	Rockwood, Tenn./Rockwood High School	81	Kendall Williams	TE	6-5	220	R-Fr.	Columbia, S.C./Gardner-Webb
17	Trey Foster	RB	5-11	193	R-Jr.	Knoxville, Tenn./Austin-East High School	82	Izay Bridges	WR	5-8	160	Fr.	Shelby, N.C./Shelby High School
17	Jonathan Hunt	QB	6-2	205	Fr.	Irmo, S.C./Dutch Fork High School	83	Hakeem Meggett	WR	6-2	180	Sr.	Monck's Corner, S.C./Gardner-Webb
18	Jonathan Burns	TE	6-4	235	R-Jr.	Aiken, S.C./Gardner-Webb	85	Traven Watson	WR	5-11	175	Fr.	Gainesville, Ga./Gainesville High School
18	Terrance Lee	DB	6-0	167	Fr.	Chattanooga, Tenn./Brainerd High School	86	Matthew Manning	WR	6-1	180	Fr.	Brentwood, Tenn./Brentwood High School
19	Xavier Gaillardetz	WR	6-0	204	R-So.	Trois-Rivieres, Quebec, Canada/McCallie School	87	Ryan Mechley	WR	5-10	175	R-Fr.	Cincinnati, Ohio/Mercyhurst
19	Andrew Hand	DB	6-1	180	Fr.	Woodstock, Ga./River Ridge High School	88	Javan Richardson	WR	5-11	160	Fr.	Mableton, Ga./South Cobb High School
20	Devin Ingram	RB	5-8	175	Fr.	Stone Mountain, Ga./Stephenson High School	89	Parker Self	WR	6-2	190	R-Sr.	Douglasville, Ga./Georgia Southern
20	Tywan Royal	DB	6-0	180	R-Fr.	Norcross, Ga./Gardner-Webb	90	Dailen Howard	DL	6-1	260	So.	Athens, Ga./Georgia Military College
21	Ray Coney	LB	6-3	218	So.	Fairfield, Ohio/Fairfield High School	91	Brendan LeBlanc	DL	6-0	262	So.	Marrero, La./Brother Martin High School
22	Nick Hunter	LB	6-5	218	R-Jr.	Atlanta, Ga./Gardner-Webb	92	Jase Banco	DL	5-11	255	Fr.	Washington, Pa./Trinity Area High School
23	Khamran Laborn	WR	5-9	167	R-Jr.	Norfolk, Va./Buffalo	93	Mason Ball	DL	6-4	253	Fr.	Elizabethton, Tenn./Elizabethton High School
24	Ezra Sexton	RB	5-11	181	R-Fr.	Fairhope, Ala./New Mexico	94	Brandon Wilson	DL	6-1	265	5th	Beaufort, S.C./Gardner-Webb
25	Cole Horine	DB	5-11	193	So.	Boone, N.C./Watauga High School	95	Jaden Pierce	DL	6-3	285	Fr.	Shelby, N.C./Shelby High School
26	Noah Gravel	LB	6-0	205	So.	Montreal, Canada/Baylor School	96	Tyreek Nard	DL	6-3	243	Jr.	Tullahoma, Tenn./Mount Mary University
27	Teddy Wilson	LB	6-1	190	R-Jr.	Edenton, N.C./Louisburg College	97	Willie Harris	DL	6-1	280	Sr.	Cochran, Ga./Gardner-Webb
28	Carlton Horine	DB	5-11	192	So.	Boone, N.C./Watauga High School	98	Jai Barnes	DL	6-2	300	Jr.	Cedaratown, Ga./Gardner-Webb
29	Elijah Taylor	LB	6-2	212	So.	Gadsden, Ala./Gadsden City High School	99	Max Baker	DL	6-2	250	Fr.	Morristown, Tenn./Morristown-Hamblen East HS
30	Quinton Brandon	P	6-0	160	Fr.	Greenville, Tenn./Greenville High School							
31	Adrian Johnson	RB	6-0	244	R-Jr.	Hendersonville, Tenn./Beech High School							
32	Marlon Ayers Jr.	DB	5-11	163	So.	Woodstock, Ga./Clark Atlanta University							
33	Dre Delinoy	LB	6-1	220	So.	Chattanooga, Tenn./McCallie High School							
35	Jeremiah Curry	LB	5-11	205	Fr.	Bluffton, S.C./Bluffton High School							
37	Hayden Ross	LS	6-1	175	Fr.	Tiger, Ga./Rabun County High School							

## 2024 SCHEDULE

Aug. 31 (3:30 p.m.)  
at App State



Oct. 12 (3:30 p.m.)  
Samford\*



Sept. 7 (5:30 p.m.)  
Virginia-Wise



Oct. 26 (2 p.m.)  
at Wofford\*



Sept. 14 (5:30 p.m.)  
North Dakota State



Nov. 2 (3 p.m.)  
at Mercer\*



Sept. 21 (6 p.m.)  
at Elon



Nov. 9 (Noon)  
Western Carolina\*



Sept. 28 (2 p.m.)  
at The Citadel\*



Nov. 16 (Noon)  
Furman\*



Oct. 5 (3:30 p.m.)  
Chattanooga\*



Nov. 16 (TBD)  
at VMI\*



\* Southern Conference game

## ETSU BUCS

### Basic information


Location: ..... Johnson City, Tenn.  
 Founded: ..... 1911  
 Enrollment: ..... 13,738  
 Nickname: ..... Buccaneers (Bucs)  
 Colors: ..... Navy Blue and Old Gold  
 President: ..... Dr. Brian Noland  
 Director of athletics: ..... Dr. Richard Sander  
 Stadium: ..... William B. Greene, Jr. Stadium  
 Capacity: ..... 7,694

### Media relations

Football Contact: ..... Andy Fisher  
 Email: ..... fisherac1@etsu.edu  
 Cell: ..... 320-583-3658  
 Press Box: ..... 320-583-3658  
 Website: ..... ETSUBucs.com

### Team information

2023 Record: ..... 3-8  
 SoCon Record: ..... 2-6 (T-7th)  
 Home: ..... 3-2  
 Away: ..... 0-6  
 Lettermen Returning/Lost: .... 19/32  
 Off. Starters Returning/Lost: ..... 5/6  
 Def. Starters Returning/Lost: ..... 5/6  
 Specialists Returning/Lost: ..... 4/2  
 Basic Offense: ..... Air Raid  
 Basic Defense: ..... 4-3



Andy Fisher  
Football SID

### SoCon titles (2)

2018, 2021

### FCS Playoff appearances (3)

1996, 2018, 2021



ETSU WIDE RECEIVER  
XAVIER GAILLARDETZ



ETSU RUNNING BACK TREY FOSTER





## 2023 TEAM STATISTICS

TEAM STATISTICS	ETSU	OPP
SCORING	200	350
Points Per Game	18.2	31.8
FIRST DOWNS	152	246
Rushing	81	83
Passing	56	136
Penalty	15	27
RUSHING YARDAGE	1704	1438
Yards gained rushing	1946	1684
Yards lost rushing	242	246
Rushing Attempts	416	408
Average Per Rush	4.1	3.5
Average Per Game	154.9	130.7
TDs Rushing	15	21
PASSING YARDAGE	1277	2962
Comp-Att-Int	102-229-12	254-400-7
Average Per Pass	5.6	7.4
Average Per Catch	12.5	11.7
Average Per Game	116.1	269.3
TDs Passing	6	21
TOTAL OFFENSE	2981	4400
Total Plays	645	808
Average Per Play	4.6	5.4
Average Per Game	271.0	400.0
KICK RETURNS: #-Yards	25-436	26-556
PUNT RETURNS: #-Yards	16-275	26-326
INT RETURNS: #-Yards	7-172	12-62
KICK RETURN AVERAGE	17.4	21.4
PUNT RETURN AVERAGE	17.2	12.5
INT RETURN AVERAGE	24.6	6.2
FUMBLES-LOST	18-13	13-6
PENALTIES-Yards	69-651	64-608
Average Per Game	59.2	55.3
PUNTS-Yards	67-2906	54-1966
Average Per Punt	43.4	36.4
Net punt average	37.3	30.6
TIME OF POSSESSION/Game	28:57	30:06
3RD-DOWN Conversions	35/139	63/156
3rd-Down Pct	25%	40%
4TH-DOWN Conversions	9/15	11/17
4th-Down Pct	60%	65%
SACKS BY-Yards	17-128	26-150
MISC YARDS	79	0
TOUCHDOWNS SCORED	23	43
FIELD GOALS-ATTEMPTS	8-13	14-18
ON-SIDE KICKS	0-0	1-1
RED-ZONE SCORES	(21-29) 72%	(34-39) 87%
RED-ZONE TOUCHDOWNS	(13-29) 45%	(27-39) 69%
PAT-ATTEMPTS	(24-24) 100%	(44-44) 100%
ATTENDANCE	39937	62903
Games/Avg Per Game	5/7987	6/10484
Neutral Site Games		0/0

### SCORE BY QUARTERS

	1st	2nd	3rd	4th	Total
ETSU	41	82	48	29	200
Opponents	79	86	110	75	350

## 2023 INDIVIDUAL STATISTICS

RUSHING	GP	Att	Gain	Loss	Net	Avg	TD	Long	Avg/G
Bryson Irby	9	108	540	9	531	4.9	5	70	59.0
Trey Foster	8	81	458	5	453	5.6	4	32	56.6
Zach Borisch	8	46	220	13	207	4.5	2	29	25.9
Torey Lambert	4	33	194	11	183	5.5	1	64	45.8
Baron May	3	19	140	15	125	6.6	1	29	41.7
Amir Dendy	8	39	126	11	115	2.9	0	9	14.4
Tyler Riddell	3	12	76	25	51	4.2	0	18	17.0
TD Dorsey	3	16	76	25	51	3.2	1	17	17.0
Tomm Winton III	10	10	40	17	23	2.3	0	19	2.3
Adrian Johnson	4	8	22	1	21	2.6	0	6	5.2
Haynes Eller	11	0	14	0	14	2.3	0	6	1.3
Einaj Carter	3	1	2	0	2	2.0	0	2	0.7
TEAM	11	3	0	3	-3	-1.0	0	0	-0.3
<b>Total.....</b>	<b>11</b>	<b>416</b>	<b>1946</b>	<b>242</b>	<b>1704</b>	<b>4.1</b>	<b>15</b>	<b>70</b>	<b>154.9</b>
<b>Opponents.....</b>	<b>11</b>	<b>408</b>	<b>1684</b>	<b>246</b>	<b>1438</b>	<b>3.5</b>	<b>21</b>	<b>48</b>	<b>130.7</b>

PASSING	GP	Effic	Cmp-Att-Int	Pct	Yards	TD	Long	Avg/G
William Riddle	7	79.73	45-102-6	44.1	536	1	37	76.6
Tyler Riddell	3	88.14	21-46-2	45.7	241	1	38	80.3
Haynes Eller	11	119.24	18-37-2	48.6	280	2	38	25.5
Baron May	3	144.17	14-26-0	53.8	201	2	33	67.0
TD Dorsey	3	37.31	4-15-0	26.7	19	0	6	6.3
Christia Mathis	7	-100.00	0-2-1	0.0	0	0	0	0.0
<b>Total.....</b>	<b>11</b>	<b>89.55</b>	<b>102-229-12</b>	<b>44.5</b>	<b>1277</b>	<b>6</b>	<b>38</b>	<b>116.1</b>
<b>Opponents.....</b>	<b>11</b>	<b>139.53</b>	<b>254-400-7</b>	<b>63.5</b>	<b>2962</b>	<b>21</b>	<b>84</b>	<b>269.3</b>

RECEIVING	G	No.	Yds	Avg	TD	Lg	Avg/G
Tomm Winton III	10	23	349	15.2	0	37	34.9
Will Huzzie	7	21	232	11.0	2	31	33.1
X Gaillardetz	9	20	342	17.1	3	38	38.0
Trey Foster	8	7	43	6.1	0	14	5.4
Einaj Carter	3	5	47	9.4	0	17	15.7
Jayle Frierson	11	4	76	19.0	1	25	6.9
Bryson Irby	9	4	46	11.5	0	33	5.1
Quin Caballero	8	4	24	6.0	0	8	3.0
Christia Mathis	7	4	20	5.0	0	10	2.9
Jawan Martin	9	3	6	2.0	0	4	0.7
Tim Stayskal	6	2	61	30.5	0	31	10.2
Amir Dendy	8	2	15	7.5	0	12	1.9
Zach Borisch	8	2	7	3.5	0	5	0.9
Noah West	4	1	9	9.0	0	9	2.2
<b>Total.....</b>	<b>11</b>	<b>102</b>	<b>1277</b>	<b>12.5</b>	<b>6</b>	<b>38</b>	<b>116.1</b>
<b>Opponents.....</b>	<b>11</b>	<b>255</b>	<b>2974</b>	<b>11.7</b>	<b>21</b>	<b>84</b>	<b>270.4</b>

PUNT RETURNS	No.	Yards	Avg	TD	Long
Einaj Carter	5	80	16.0	0	29
X Gaillardetz	4	86	21.5	0	40
Will Huzzie	3	16	5.3	0	7
Teddy Wilson	2	44	22.0	0	17
Chris Hope	1	40	40.0	0	40
Trey Foster	1	1	1.0	0	0
Ton'Quez Ball	0	8	0.0	1	8
<b>Total.....</b>	<b>16</b>	<b>275</b>	<b>17.2</b>	<b>1</b>	<b>40</b>
<b>Opponents.....</b>	<b>26</b>	<b>326</b>	<b>12.5</b>	<b>1</b>	<b>89</b>

INTERCEPTIONS	No.	Yards	Avg	TD	Long
Sheldon Arnold	4	105	26.2	1	39
Khalil Anderson	1	14	14.0	0	14
Zach West	1	22	22.0	0	22
Jay Henderson	1	31	31.0	0	31
<b>Total.....</b>	<b>7</b>	<b>172</b>	<b>24.6</b>	<b>1</b>	<b>39</b>
<b>Opponents.....</b>	<b>12</b>	<b>62</b>	<b>5.2</b>	<b>0</b>	<b>19</b>

KICK RETURNS	No.	Yards	Avg	TD	Long
Ton'Quez Ball	13	234	18.0	0	32
Tomm Winton III	4	99	24.8	0	31
Amir Dendy	4	68	17.0	0	25
Trey Foster	2	24	12.0	0	20
Jayle Frierson	1	8	8.0	0	8
Brenden LeBlanc	1	0	0.0	0	0
Peyton Cooper	0	3	0.0	0	3
<b>Total.....</b>	<b>25</b>	<b>436</b>	<b>17.4</b>	<b>0</b>	<b>32</b>
<b>Opponents.....</b>	<b>26</b>	<b>556</b>	<b>21.4</b>	<b>0</b>	<b>39</b>

TACKLES	GP	Solo	Ast	Total	TFL/Yds	Sacks/Yds
Chris Hope	11	62	32	94	2.5-6	0.5-2
Stephen Scott	11	49	40	89	3.5-21	1.5-17
Sheldon Arnold II	11	55	34	89	8.0-16	1.0-3
Jordan Hoskins	11	31	28	59	2.5-6	.
Jay Henderson	11	36	17	53	2.5-13	.
<b>Total.....</b>	<b>11</b>	<b>473</b>	<b>320</b>	<b>793</b>	<b>49-188</b>	<b>17-128</b>
<b>Opponents.....</b>	<b>11</b>	<b>365</b>	<b>314</b>	<b>679</b>	<b>54.0-240</b>	<b>26-150</b>

ALL PURPOSE	GP	Rush	Rcv	PR	KR	IR	Total	Avg/G
Bryson Irby	9	531	46	0	0	0	577	64.1
Trey Foster	8	453	43	1	24	0	521	65.1
Tomm Winton III	10	23	349	0	99	0	471	47.1
X Gaillardetz	9	0	342	86	0	0	428	47.6
Will Huzzie	7	0	232	16	0	0	248	35.4
<b>Total.....</b>	<b>11</b>	<b>1704</b>	<b>1277</b>	<b>275</b>	<b>436</b>	<b>172</b>	<b>3864</b>	<b>351.3</b>
<b>Opponents.....</b>	<b>11</b>	<b>1438</b>	<b>2974</b>	<b>326</b>	<b>556</b>	<b>62</b>	<b>5356</b>	<b>486.9</b>

FIELD GOALS	Made-Att	Pct	01-19	20-29	30-39	40-49	50-99	Long	Bldk
Ewan Johnson	8-12	66.7	0-0	2-5	1-3	4-4	0-0	44	0

SCORING	-----PATs-----									
	TD	Fgs	Kick	Rush	Rcv	Pass	DKP	Saf	Pts	
Ewan Johnson	0	8-13	24-24	0-0	0-0	0-0	0	0	48	
Bryson Irby	5	0-0	0-0	0-0	0-0	0-0	0	0	30	
Trey Foster	4	0-0	0-0	0-0	0-0	0-0	0	0	24	
X Gaillardetz	3	0-0	0-0	0-0	0-0	0-0	0	0	18	
Will Huzzie	2	0-0	0-0	0-0	0-0	0-0	0	0	12	
Zach Borisch	2	0-0	0-0	0-0	0-0	0-0	0	0	12	
Sheldon Arnold	2	0-0	0-0	0-0	0-0	0-0	0	0	12	
Jayle Frierson	1	0-0	0-0	0-0	0-0	0-0	0	0	6	
Torey Lambert	1	0-0	0-0	0-0	0-0	0-0	0	0	6	
TD Dorsey	1	0-0	0-0	0-0	0-0	0-0	0	0	6	
Baron May	1	0-0	0-0	0-0	0-0	0-0	0	0	6	
William Riddle	1	0-0	0-0	0-0	0-0	0-0	0	0	6	
<b>Total.....</b>	<b>23</b>	<b>8-13</b>	<b>24-24</b>	<b>0-0</b>	<b>0-0</b>	<b>0-0</b>	<b>0</b>	<b>0</b>	<b>200</b>	
<b>Opponents.....</b>	<b>43</b>	<b>11-18</b>	<b>44-44</b>	<b>0-0</b>	<b>0-0</b>	<b>0-0</b>	<b>0</b>	<b>0</b>	<b>350</b>	

TOTAL OFFENSE	GP	Plays	Rush	Pass	Total	Avg/G
Bryson Irby	9	108	531	0	531	59.0
William Riddle	7	123	-65	536	471	67.3
Trey Foster	8	81	453	0	453	56.6
Baron May	3	45	125	201	326	108.7
Haynes Eller	11	43	14	280	294	26.7
Tyler Riddell	3	58	51	241	292	97.3
Zach Borisch	8	46	207	0	207	25.9
Torey Lambert	4	33	183	0	183	45.8
Amir Dendy	8	39	115	0	115	14.4
TD Dorsey	3	31	51	19	70	23.3
Tomm Winton III	10	10	23	0	23	2.3
Adrian Johnson	4	8	21	0	21	5.2
Einaj Carter	3	1	2	0	2	0.7
Jawan Martin	9	3	-1	0	-1	-0.1
Quin Caballero	8	1	-2	0	-2	-0.2
TEAM	11	3	-3	0	-3	-0.3
<b>Total.....</b>	<b>11</b>	<b>645</b>	<b>1704</b>	<b>1277</b>	<b>2981</b>	<b>271.0</b>
<b>Opponents.....</b>	<b>11</b>	<b>808</b>	<b>1438</b>	<b>2962</b>	<b>4400</b>	<b>400.0</b>

PUNTING	No.	Yds	Avg	Long	TB	FC	I20	50+	Bldk
Nate Brackett	67	2906	43.4	70	4	14	21	0	0
<b>Total.....</b>	<b>67</b>	<b>2906</b>	<b>43.4</b>	<b>70</b>	<b>4</b>	<b>14</b>	<b>21</b>	<b>0</b>	<b>0</b>
<b>Opponents.....</b>	<b>54</b>	<b>1966</b>	<b>36.4</b>	<b>55</b>	<b>2</b>	<b>17</b>	<b>10</b>	<b>4</b>	<b>4</b>

KICKOFFS	No.	Yds	Avg	TB	OB Retn	Net YdLn
Ewan Johnson	44	2662	60.5	16	0	
<b>Total.....</b>	<b>44</b>	<b>2662</b>	<b>60.5</b>	<b>16</b>	<b>0</b>	<b>556 40.6 24</b>
<b>Opponents.....</b>	<b>67</b>	<b>3832</b>	<b>57.2</b>	<b>25</b>	<b>5</b>	<b>436 43.2 21</b>

## 2023 RESULTS (3-8, 2-6 SOCON; T-7TH)

Date	Opponent	Score	W/L	Attendance
Sep 02, 2023	at Jacksonville St.	3-49	L	21276
Sep 09, 2023	CARSON-NEWMAN	42-0	W	8592
Sep 16, 2023	at Austin Peay	3-63	L	8296
*Sep 30, 2023	at Samford	28-42	L	2931
*Oct 07, 2023	MERCER	6-24	L	9756
*Oct 14, 2023	WOFFORD	41-10	W	5642
*Oct 21, 2023	at Chattanooga	3-34	L	8144
*Oct 28, 2023	at Furman	8-16	L	11237
*Nov 04, 2023	VMI	24-31	L	10215
*Nov 11, 2023	at Western Carolina	7-58	L	11019
*Nov 18, 2023	THE CITADEL	35-23	W	5732

\* Southern Conference game

## 2023 TEAM GAME-BY-GAME

Date	Opponent	Rushing				Receiving				Passing				Kick returns				Punt returns				Total off
		No.	Yds	TD	Lg	No.	Yds	TD	Lg	Cmp-Att-Int	Yds	TD	Lg	No	Yds	TD	Lg	No	Yds	TD	Lg	
Sep 02, 2023	at Jacksonville St.	38	87	0	17	10	117	0	38	10-18-2	117	0	38	3	46	0	23	1	0	0	0	204
Sep 09, 2023	CARSON-NEWMAN	45	208	3	29	10	144	2	33	10-16-0	144	2	33	0	0	0	0	7	127	0	29	352
Sep 16, 2023	at Austin Peay	46	191	0	29	7	77	0	23	7-16-1	77	0	23	3	54	0	32	0	0	0	0	268
Sep 30, 2023	at Samford	33	224	3	70	9	118	1	34	9-23-1	118	1	34	4	99	0	31	0	0	0	0	342
Oct 07, 2023	MERCER	37	81	0	18	7	45	0	17	7-23-0	45	0	17	2	32	0	16	2	26	0	7	126
Oct 14, 2023	WOFFORD	42	236	3	56	13	186	1	37	13-23-0	186	1	37	0	0	0	0	3	10	0	7	422
Oct 21, 2023	at Chattanooga	30	74	0	12	8	46	0	12	8-25-1	46	0	12	3	38	0	20	2	40	0	40	120
Oct 28, 2023	at Furman	31	119	0	22	11	111	0	31	11-24-3	111	0	31	1	2	0	2	0	32	1	17	230
Nov 04, 2023	VMI	50	286	3	64	13	138	0	30	13-30-1	138	0	30	4	66	0	25	0	0	0	0	424
Nov 11, 2023	at Western Carolina	34	83	1	15	5	132	0	35	5-15-3	132	0	35	3	72	0	27	0	0	0	0	215
Nov 18, 2023	THE CITADEL	30	115	2	28	9	163	2	38	9-16-0	163	2	38	2	27	0	19	1	40	0	40	278
	<b>Totals</b>	<b>416</b>	<b>1704</b>	<b>15</b>	<b>70</b>	<b>102</b>	<b>1277</b>	<b>6</b>	<b>38</b>	<b>102-229-12</b>	<b>1277</b>	<b>6</b>	<b>38</b>	<b>25</b>	<b>436</b>	<b>0</b>	<b>32</b>	<b>16</b>	<b>275</b>	<b>1</b>	<b>40</b>	<b>2981</b>
	<b>Opponent</b>	<b>408</b>	<b>1438</b>	<b>21</b>	<b>48</b>	<b>255</b>	<b>2974</b>	<b>21</b>	<b>84</b>	<b>254-400-7</b>	<b>2962</b>	<b>21</b>	<b>84</b>	<b>26</b>	<b>556</b>	<b>0</b>	<b>39</b>	<b>26</b>	<b>326</b>	<b>1</b>	<b>89</b>	<b>4400</b>

Games played: 11  
 Avg per rush: 4.1  
 Avg per catch: 12.5  
 Pass efficiency: 89.55  
 Kick ret avg: 17.4  
 Punt ret avg: 17.2  
 All purpose avg/game: 351.3  
 Total offense avg/gm: 271.0

Date	Opponent	Tackles			TFL-Yds	Sacks No-Yds	Fumble		Pass defense			Blkd Kick	PAT attempts			Saf	Pts	
		Solo	Asst	Total			FF	FR-Yds	Int-Yds	QBH	Brk		Att-Mad	Run	Rcv			
Sep 02, 2023	at Jacksonville St.	42	42	84	4.0-10	1.0-7	0	0-0	0-0	3	2	0	0-0	0	0	0	0	3
Sep 09, 2023	CARSON-NEWMAN	36	26	62	3.0-7	1.0-5	0	0-0	1-14	9	5	1	6-6	0	0	0	0	36
Sep 16, 2023	at Austin Peay	32	60	92	5.0-17	1.0-5	1	0-0	0-0	0	0	0	0-0	0	0	0	0	3
Sep 30, 2023	at Samford	72	6	78	5.0-24	2.0-13	0	1-0	2-32	3	1	0	4-4	0	0	0	0	28
Oct 07, 2023	MERCER	43	26	69	7.0-15	2.0-7	2	2-0	0-0	1	3	2	0-0	0	0	0	0	6
Oct 14, 2023	WOFFORD	31	18	49	3.0-8	1.0-6	0	0-0	1-39	4	6	1	5-5	0	0	0	0	41
Oct 21, 2023	at Chattanooga	41	48	89	8.0-24	1.0-8	1	1-6	1-31	2	2	0	0-0	0	0	0	0	3
Oct 28, 2023	at Furman	36	28	64	0.0-11	0.0-0	0	0-0	0-0	6	2	0	0-0	0	0	0	0	0
Nov 04, 2023	VMI	44	10	54	4.0-19	1.0-14	1	1-0	1-34	3	7	0	3-3	0	0	0	0	24
Nov 11, 2023	at Western Carolina	38	42	80	2.0-8	1.0-5	0	0-0	0-0	2	6	0	1-1	0	0	0	0	7
Nov 18, 2023	THE CITADEL	58	14	72	8.0-45	3.0-27	1	1-0	1-22	4	8	1	5-5	0	0	0	0	35
	<b>Totals</b>	<b>473</b>	<b>320</b>	<b>793</b>	<b>49.0-188</b>	<b>14.0-97</b>	<b>6</b>	<b>6-6</b>	<b>7-172</b>	<b>37</b>	<b>42</b>	<b>5</b>	<b>24-24</b>	<b>0</b>	<b>0</b>	<b>0</b>	<b>0</b>	<b>186</b>
	<b>Opponent</b>	<b>365</b>	<b>314</b>	<b>679</b>	<b>54.0-240</b>	<b>24.0-150</b>	<b>12</b>	<b>13-28</b>	<b>12-62</b>	<b>41</b>	<b>38</b>	<b>0</b>	<b>44-44</b>	<b>0</b>	<b>0</b>	<b>0</b>	<b>0</b>	<b>335</b>

Date	Opponent	Punting							Field goals				Kickoffs					
		No	Yds	Avg	Long	Blkd	TB	FC	50+	120	Att-Made	Lg	Blkd	No	Yds	Avg	TB	OB
Sep 02, 2023	at Jacksonville St.	8	311	38.9	49	0	0	0	0	2	1-1	22	0	130	65.0	2	0	0
Sep 09, 2023	CARSON-NEWMAN	6	305	50.8	70	0	2	0	3	3	0-0	0	0	436	62.3	1	0	0
Sep 16, 2023	at Austin Peay	8	370	46.2	55	0	1	1	3	2	1-1	25	0	124	62.0	0	0	0
Sep 30, 2023	at Samford	6	296	49.3	61	0	0	2	2	2	0-0	0	0	311	62.2	1	0	0
Oct 07, 2023	MERCER	8	322	40.2	46	0	0	2	0	2	4-2	44	0	195	65.0	3	0	0
Oct 14, 2023	WOFFORD	2	64	32.0	46	0	0	1	0	1	3-2	37	0	467	58.4	3	0	0
Oct 21, 2023	at Chattanooga	7	283	40.4	49	0	0	2	0	1	1-1	40	0	121	60.5	1	0	0
Oct 28, 2023	at Furman	6	295	49.2	64	0	0	2	2	2	1-0	0	0	122	61.0	1	0	0
Nov 04, 2023	VMI	3	130	43.3	49	0	1	1	0	1	2-1	26	0	296	59.2	2	0	0
Nov 11, 2023	at Western Carolina	8	315	39.4	55	0	0	1	1	3	0-0	0	0	118	59.0	0	0	0
Nov 18, 2023	THE CITADEL	5	215	43.0	57	0	0	2	2	2	0-0	0	0	342	57.0	2	0	0
	<b>Totals</b>	<b>67</b>	<b>2906</b>	<b>43.4</b>	<b>70</b>	<b>0</b>	<b>4</b>	<b>14</b>	<b>13</b>	<b>21</b>	<b>13-8</b>	<b>44</b>	<b>0</b>	<b>2662</b>	<b>60.5</b>	<b>16</b>	<b>0</b>	<b>0</b>
	<b>Opponent</b>	<b>54</b>	<b>1966</b>	<b>36.4</b>	<b>55</b>	<b>4</b>	<b>2</b>	<b>17</b>	<b>7</b>	<b>10</b>	<b>18-14</b>	<b>49</b>	<b>1</b>	<b>3832</b>	<b>57.2</b>	<b>25</b>	<b>5</b>	<b>5</b>





## ETSU VS. 2024 OPPONENTS

### App State 5, ETSU 0

At ETSU: App State leads 2-0

At ASU: App State leads 3-0

Tre Lamb vs. ASU: 0-1

Last ETSU win: N/A

Last ASU win: 42-7 in 2019

Longest ETSU streak: N/A

Longest ASU streak: 5 (2000-2019)

Last 10 meetings: ASU leads 5-0

Current streak: ASU has won five

Largest ETSU win: N/A

Largest ASU win: 42-7 in 2019

Year	Winner	Score	Site
2000	JSU	13-0	Unknown
2001	ETSU	20-14	Unknown
2002	JSU	34-27	Johnson City, Tenn.
2003	ETSU	20-14	Unknown
2019	JSU	34-27	Boone, N.C.

### ETSU 1, UVA Wise 0

At UVA Wise: N/A

At ETSU: ETSU leads 1-0

Tre Lamb vs. UVA Wise: 0-0

Last UVA win: N/A

Last ETSU win: 45-14 in 2021

Longest UVA streak: N/A

Longest ETSU streak: 1 (2021)

Last 10 meetings: ETSU leads 1-0

Current streak: ETSU has won one

Largest UVA win: N/A

Largest ETSU win: 45-14 in 2021

Year	Winner	Score	Site
2021	ETSU	45-14	Johnson City, Tenn.

### North Dakota State 1, ETSU 0

At NDSU: NDSU leads 1-0

At ETSU: N/A

Tre Lamb vs. NDSU: 0-0

Last NDSU win: 27-3 in 2021

Last ETSU win: N/A

Longest UVA streak: 1 (2021)

Longest ETSU streak: N/A

Last 10 meetings: NDSU leads 1-0

Current streak: NDSU has won one

Largest NDSU win: 27-3 in 2021

Largest ETSU win: N/A

Year	Winner	Score	Site
2021	NDSU	27-3	Fargo, N.D.

### ETSU 1, Elon 1

At ETSU: SAM leads 4-2

At Elon: SAM leads 3-1

Tre Lamb vs. Elon: 2-1

Last ETSU win: 31-15 in 2002

Last Elon win: 14-0 in 2003

Longest ETSU streak: 1 (2002)

Longest Elon streak: 1 (2003)

Last 10 meetings: Tied 1-1

Current streak: Elon has won one

Largest ETSU win: 31-15 in 2002

Largest Elon win: 14-0 in 2003

Year	Winner	Score	Site
2002	ETSU	38-23	Johnson City, Tenn.
2003	ELON	14-0	Unknown

### ETSU 19, The Citadel 13

At CIT: Series tied 8-8

At ETSU: ETSU leads 11-5

Tre Lamb vs. CIT: 0-0

Last CIT win: 20-27 in 2022

Last ETSU win: 35-23 in 2023

Longest CIT streak: 3 (1990-92)

Longest ETSU streak: 4 (1981-84; 1993-96)

Last 10 meetings: Series tied 5-5

Current streak: ETSU has won one

Largest CIT win: 45-10 in 2016

Largest ETSU win: 45-0 in 1983

Year	Winner	Score	Site
1966	CIT	3-0	Charleston, S.C.
1981	ETSU	17-13	Johnson City, Tenn.
1982	ETSU	3-0	Charleston, S.C.
1983	ETSU	45-0	Johnson City, Tenn.

1984	ETSU	16-6	Charleston, S.C.
1985	CIT	28-21	Johnson City, Tenn.
1986	ETSU	35-9	Charleston, S.C.
1987	ETSU	24-21	Johnson City, Tenn.
1988	CIT	48-21	Charleston, S.C.
1989	ETSU	35-33	Johnson City, Tenn.
1990	CIT	35-15	Charleston, S.C.
1991	CIT	17-7	Johnson City, Tenn.
1992	CIT	28-7	Charleston, S.C.
1993	ETSU	20-17	Johnson City, Tenn.
1994	ETSU	56-34	Charleston, S.C.
1995	ETSU	21-13	Johnson City, Tenn.
1996	ETSU	41-20	Charleston, S.C.
1997	CIT	23-20 (OT)	Johnson City, Tenn.
1998	CIT	31-20	Charleston, S.C.
1999	ETSU	28-10	Johnson City, Tenn.
2000	ETSU	20-7	Charleston, S.C.
2001	ETSU	23-21	Johnson City, Tenn.
2002	CIT	26-7	Charleston, S.C.
2003	ETSU	16-13	Johnson City, Tenn.
2016	CIT	45-10	Charleston, S.C.
2017	CIT	31-25	Johnson City, Tenn.
2018	ETSU	26-23	Charleston, S.C.
2019	CIT	31-27	Johnson City, Tenn.
2020-21	ETSU	28-21	Charleston, S.C.
2021	ETSU	48-21	Johnson City, Tenn.
2022	CIT	20-17	Charleston, S.C.
2023	ETSU	35-23	Johnson City, Tenn.

### Chattanooga 26, ETSU 19, 1 tie

At ETSU: ETSU leads 11-9-1

At UTC: UTC leads 17-8

Tre Lamb vs. UTC: 0-0

Last ETSU win: 17-14 in 2018

Last UTC win: 34-3 in 2023

Longest ETSU streak: 5 (1992-96)

Longest UTC streak: 4 (1980-83; 2019-2023)

Last 10 meetings: UTC leads 7-3

Current streak: UTC has won four

Largest ETSU win: 68-7 in 2003

### Largest UTC win: 34-3 in 2023

Year	Winner	Score	Site
1961	UTC	27-6	Chattanooga, Tenn.
1962	UTC	14-13	Chattanooga, Tenn.
1963	ETSU	27-22	Chattanooga, Tenn.
1964	UTC	7-0	Chattanooga, Tenn.
1965	Tie	7-7	Chattanooga, Tenn.
1967	UTC	15-14	Johnson City, Tenn.
1968	UTC	16-6	Chattanooga, Tenn.
1969	ETSU	17-13	Chattanooga, Tenn.
1970	ETSU	21-17	Johnson City, Tenn.
1971	UTC	28-14	Chattanooga, Tenn.
1972	ETSU	35-0	Johnson City, Tenn.
1973	UTC	26-21	Chattanooga, Tenn.
1975	UTC	21-13	Johnson City, Tenn.
1976	UTC	23-14	Chattanooga, Tenn.
1979	ETSU	35-0	Johnson City, Tenn.
1980	UTC	26-14	Chattanooga, Tenn.
1981	UTC	17-0	Johnson City, Tenn.
1982	UTC	27-6	Chattanooga, Tenn.
1983	UTC	13-10	Johnson City, Tenn.
1984	ETSU	12-0	Chattanooga, Tenn.
1985	UTC	12-0	Johnson City, Tenn.
1986	ETSU	18-17	Chattanooga, Tenn.
1987	ETSU	34-14	Johnson City, Tenn.
1988	UTC	33-10	Chattanooga, Tenn.
1989	ETSU	24-23	Johnson City, Tenn.
1990	UTC	22-3	Chattanooga, Tenn.
1991	UTC	43-26	Johnson City, Tenn.
1992	ETSU	27-24	Chattanooga, Tenn.
1993	ETSU	21-0	Johnson City, Tenn.
1994	ETSU	30-13	Chattanooga, Tenn.
1995	ETSU	38-9	Johnson City, Tenn.
1996	ETSU	28-24	Chattanooga, Tenn.
1997	UTC	17-14	Johnson City, Tenn.
1998	UTC	10-7	Chattanooga, Tenn.
1999	ETSU	28-14	Johnson City, Tenn.
2000	ETSU	24-22	Chattanooga, Tenn.
2001	ETSU	32-10	Johnson City, Tenn.
2002	UTC	27-10	Chattanooga, Tenn.



ETSU DEFENSIVE BACK CHRIS HOPE

#SoConFB



## ETSU VS. 2024 OPPONENTS

2003	ETSU	68-7	Johnson City, Tenn.
2016	UTC	37-7	Johnson City, Tenn.
2017	UTC	10-3	Chattanooga, Tenn.
2018	ETSU	17-14	Johnson City, Tenn.
2019	UTC	16-13	Chattanooga, Tenn.
2021	UTC	21-16	Chattanooga, Tenn.
2022	UTC	24-16	Johnson City, Tenn.
2023	UTC	34-3	Chattanooga, Tenn.

### Samford 8, ETSU 3

**At ETSU:** SAM leads 4-2

**At SAM:** SAM leads 4-1

**Tre Lamb vs. SAM:** 0-0

**Last ETSU win:** 55-48 (OT) in 2021

**Last SAM win:** 42-28 in 2023

**Longest ETSU streak:** 2 (2020-21)

**Longest SAM streak:** 3 (1989-91; 2017-19)

**Last 10 meetings:** SAM leads 7-3

**Current streak:** SAM has won two

**Largest ETSU win:** 24-17 in 2020-21; 55-48 (OT) in 2021

**Largest SAM win:** 42-7 in 2017

Year	Winner	Score	Site
1989	SAM	38-23	Birmingham, Ala.
1990	SAM	17-13	Johnson City, Tenn.
1991	SAM	31-6	Johnson City, Tenn.
2016	ETSU	15-14	Johnson City, Tenn.
2017	SAM	42-7	Birmingham, Ala.
2018	SAM	38-27	Johnson City, Tenn.
2019	SAM	24-17	Birmingham, Ala.
2020-21	ETSU	24-17	Johnson City, Tenn.
2021	ETSU	55-48 (OT)	Birmingham, Ala.
2022	SAM	55-45	Johnson City, Tenn.
2023	SAM	42-28	Birmingham, Ala.

### Wofford 16, ETSU 15

**At ETSU:** ETSU leads 9-8

**At WOF:** WOF leads 8-6

**Tre Lamb vs. WOF:** 0-0

**Last ETSU win:** 41-10 in 2023

**Last WOF win:** 48-41 in 2022

**Longest ETSU streak:** 5 (1962-66)

**Longest WOF streak:** 9 (1999-19)

**Last 10 meetings:** WOF leads 8-2

**Current streak:** ETSU has won one

**Largest ETSU win:** 52-3 in 1986

**Largest WOF win:** 31-0 in 2016

Year	Winner	Score	Site
1957	WOF	18-13	Johnson City, Tenn.
1958	ETSU	24-20	Spartanburg, S.C.
1959	ETSU	18-8	Johnson City, Tenn.
1960	WOF	21-13	Spartanburg, S.C.
1961	WOF	33-26	Spartanburg, S.C.
1962	ETSU	29-4	Johnson City, Tenn.
1963	ETSU	32-20	Spartanburg, S.C.
1964	ETSU	14-0	Johnson City, Tenn.
1965	ETSU	20-6	Spartanburg, S.C.
1966	ETSU	42-6	Johnson City, Tenn.
1980	WOF	16-9	Johnson City, Tenn.
1981	ETSU	34-8	Spartanburg, S.C.
1982	WOF	34-20	Johnson City, Tenn.
1986	ETSU	52-3	Johnson City, Tenn.
1987	ETSU	10-6	Spartanburg, S.C.
1988	ETSU	21-7	Johnson City, Tenn.
1990	WOF	64-46	Johnson City, Tenn.
1997	ETSU	31-28	Spartanburg, S.C.
1998	ETSU	45-24	Johnson City, Tenn.
1999	WOF	38-14	Spartanburg, S.C.
2000	WOF	35-31	Johnson City, Tenn.
2001	WOF	24-3	Spartanburg, S.C.
2002	WOF	39-10	Johnson City, Tenn.
2003	WOF	28-14	Spartanburg, S.C.
2016	WOF	31-0	Spartanburg, S.C.
2017	WOF	31-24	Johnson City, Tenn.
2018	WOF	30-17	Spartanburg, S.C.
2019	WOF	35-17	Johnson City, Tenn.
2021	ETSU	27-21	Johnson City, Tenn.
2022	WOF	48-41	Spartanburg, S.C.
2023	ETSU	41-10	Johnson City, Tenn.

### Mercer 5, ETSU 4

**At ETSU:** ETSU leads 3-1

**At MER:** MER leads 4-1



## ETSU PUNTER NATE BRACKETT

**Tre Lamb vs. MER:** 0-2

**Last ETSU win:** 38-35 in 2021

**Last MER win:** 24-6 in 2023

**Longest ETSU streak:** 3 (2017-19)

**Longest MER streak:** 2 (2015-16; 2022-23)

**Last 10 meetings:** MER leads 5-4

**Current streak:** MER has won two

**Largest ETSU win:** 38-33 in 2019

**Largest MER win:** 52-0 in 2015

Year	Winner	Score	Site
2015	MER	52-0	Macon, Ga.
2016	MER	21-13	Macon, Ga.
2017	ETSU	26-23 (OT)	Johnson City, Tenn.
2018	ETSU	21-18	Macon, Ga.
2019	ETSU	38-33	Johnson City, Tenn.
2020-21	MER	21-13	Macon, Ga.
2021	ETSU	38-35	Johnson City, Tenn.
2022	MER	55-33	Macon, Ga.
2023	MER	24-6	Johnson City, Tenn.

### Western Carolina 27, ETSU 25, 1 tie

**At ETSU:** WCU leads 13-12-1

**At WCU:** WCU leads 14-12

**At neutral sites:** ETSU leads 1-0

**Tre Lamb vs. WCU:** 1-0

**Last ETSU win:** 56-35 in 2021

**Last WCU win:** 58-7 in 2023

**Longest ETSU streak:** 6 (1932-37)

**Longest WCU streak:** 7 (1982-88)

**Last 10 meetings:** Series tied 5-5

**Current streak:** WCU has won two

**Largest ETSU win:** 49-10 in 1996

**Largest WCU win:** 58-7 in 2023

Year	Winner	Score	Site
1932	ETSU	26-0	Cullowhee, N.C.

1933	ETSU	26-0	Johnson City, Tenn.
1934	ETSU	6-2	Cullowhee, N.C.
1935	ETSU	13-0	Johnson City, Tenn.
1936	ETSU	2-0	Johnson City, Tenn.
1937	ETSU	12-0	Johnson City, Tenn.
1948	WCU	32-12	Cullowhee, N.C.
1949	WCU	14-0	Johnson City, Tenn.
1950	WCU	13-6	Cullowhee, N.C.
1951	WCU	7-6	Johnson City, Tenn.
1952	ETSU	13-7	Cullowhee, N.C.
1953	ETSU	33-7	Johnson City, Tenn.
1954	ETSU	21-14	Cullowhee, N.C.
1955	Tie	7-7	Johnson City, Tenn.
1956	ETSU	7-6	Cullowhee, N.C.
1957	ETSU	7-6	Johnson City, Tenn.
1975	ETSU	29-8	Cullowhee, N.C.
1976	WCU	14-0	Johnson City, Tenn.
1977	WCU	35-0	Cullowhee, N.C.
1978	WCU	21-14	Johnson City, Tenn.
1979	WCU	13-9	Cullowhee, N.C.
1980	WCU	20-17	Johnson City, Tenn.
1981	ETSU	34-23	Cullowhee, N.C.
1982	WCU	27-25	Johnson City, Tenn.
1983	WCU	17-16	Cullowhee, N.C.
1984	WCU	31-17	Johnson City, Tenn.
1985	WCU	13-3	Cullowhee, N.C.
1986	WCU	43-16	Cullowhee, N.C.
1987	WCU	37-20	Johnson City, Tenn.
1988	WCU	33-23	Cullowhee, N.C.
1989	ETSU	30-11	Johnson City, Tenn.
1990	WCU	21-17	Cullowhee, N.C.
1991	WCU	29-15	Johnson City, Tenn.
1992	ETSU	41-12	Cullowhee, N.C.
1993	WCU	25-24	Johnson City, Tenn.



## ETSU VS. 2024 OPPONENTS

1994	ETSU	34-31	Cullowhee, N.C.
1995	ETSU	36-10	Johnson City, Tenn.
1996	ETSU	49-10	Cullowhee, N.C.
1997	ETSU	28-18	Johnson City, Tenn.
1998	WCU	31-24 (OT)	Cullowhee, N.C.
1999	ETSU	38-10	Johnson City, Tenn.
2000	WCU	39-27	Cullowhee, N.C.
2001	WCU	20-6	Johnson City, Tenn.
2002	ETSU	27-7	Cullowhee, N.C.
2003	WCU	28-21	Johnson City, Tenn.
2016	ETSU	34-31	Bristol, Tenn.
2017	WCU	49-10	Cullowhee, N.C.
2018	ETSU	45-43 (3OT)	Johnson City, Tenn.
2019	WCU	23-20 (OT)	Cullowhee, N.C.
2020-21	ETSU	24-17	Johnson City, Tenn.
2021	ETSU	56-35	Cullowhee, N.C.
2022	WCU	20-17	Johnson City, Tenn.
2023	WCU	58-7	Cullowhee, N.C.

**Furman 29, ETSU 9**

**At ETSU:** FUR leads 12-6

**At FUR:** FUR leads 17-3

**Tre Lamb vs. ETSU:** 0-0

**Last ETSU win:** 17-13 in 2021

**Last FUR win:** 16-8 in 2023

**Longest ETSU streak:** 3 (1996-98)

**Longest FUR streak:** 9 (1987-95)

**Last 10 meetings:** FUR leads 8-2

**Current streak:** FUR has won two

**Largest ETSU win:** 58-28 in 1997

**Largest FUR win:** 52-7 in 2016

Year	Winner	Score	Site
1957	FUR	13-7	Greenville, S.C.
1973	FUR	40-21	Greenville, S.C.
1974	ETSU	24-13	Johnson City, Tenn.
1977	FUR	42-12	Greenville, S.C.
1978	FUR	35-14	Johnson City, Tenn.
1979	ETSU	28-24	Greenville, S.C.
1980	FUR	33-21	Johnson City, Tenn.
1981	FUR	21-0	Greenville, S.C.
1982	FUR	20-15	Johnson City, Tenn.
1983	FUR	28-7	Greenville, S.C.
1984	FUR	28-16	Johnson City, Tenn.
1985	FUR	35-31	Greenville, S.C.
1986	ETSU	25-13	Johnson City, Tenn.
1987	FUR	24-13	Greenville, S.C.
1988	FUR	31-14	Johnson City, Tenn.
1989	FUR	44-20	Greenville, S.C.
1990	FUR	29-13	Johnson City, Tenn.
1991	FUR	52-23	Greenville, S.C.
1992	FUR	45-14	Johnson City, Tenn.
1993	FUR	45-21	Greenville, S.C.
1994	FUR	33-21	Johnson City, Tenn.
1995	FUR	21-15	Greenville, S.C.
1996	ETSU	21-19	Johnson City, Tenn.
1997	ETSU	58-28	Greenville, S.C.
1998	ETSU	22-19 (2OT)	Johnson City, Tenn.
1999	FUR	48-21	Greenville, S.C.
2000	ETSU	23-21	Johnson City, Tenn.
2001	FUR	31-6	Greenville, S.C.
2002	FUR	25-0	Johnson City, Tenn.
2003	FUR	30-10	Greenville, S.C.
2016	FUR	52-7	Johnson City, Tenn.
2017	FUR	56-35	Greenville, S.C.
2018	ETSU	29-27	Johnson City, Tenn.
2019	FUR	17-10	Greenville, S.C.
2020-21	FUR	17-13	Johnson City, Tenn.
2021	ETSU	17-13	Greenville, S.C.
2022	FUR	27-14	Johnson City, Tenn.
2023	FUR	16-8	Greenville, S.C.

**ETSU 18, VMI 11**

**At ETSU:** ETSU leads 10-4

**At VMI:** ETSU leads 8-7

**Tre Lamb vs. VMI:** 0-0

**Last ETSU win:** 44-21 in 2022

**Last VMI win:** 31-24 in 2023

**Longest ETSU streak:** 7 (1996-02)

**Longest VMI streak:** 4 (1979-85)

**Last 10 meetings:** ETSU leads 7-3

**Current streak:** VMI has wone one

**Largest ETSU win:** 38-0 in 1996

**Largest VMI win:** 37-7 in 2016



**ETSU KICKER EWAN JOHNSON**

Year	Winner	Score	Site
1979	VMI	24-14	Lexington, Va.
1982	VMI	21-3	Johnson City, Tenn.
1983	VMI	24-12	Lexington, Va.
1985	VMI	23-19	Lexington, Va.
1986	ETSU	31-20	Johnson City, Tenn.
1987	VMI	20-13	Lexington, Va.
1988	ETSU	26-10	Johnson City, Tenn.
1989	ETSU	17-16	Lexington, Va.
1990	VMI	21-20	Johnson City, Tenn.
1991	VMI	35-20	Lexington, Va.
1992	ETSU	18-16	Johnson City, Tenn.
1993	ETSU	10-7	Lexington, Va.
1994	ETSU	31-21	Johnson City, Tenn.
1995	VMI	37-23	Lexington, Va.
1996	ETSU	38-0	Johnson City, Tenn.
1997	ETSU	17-7	Lexington, Va.
1998	ETSU	44-8	Johnson City, Tenn.
1999	ETSU	26-17	Lexington, Va.
2000	ETSU	38-3	Johnson City, Tenn.
2001	ETSU	34-23	Lexington, Va.
2002	ETSU	35-21	Johnson City, Tenn.
2016	VMI	37-7	Lexington, Va.
2017	ETSU	24-6	Johnson City, Tenn.
2018	ETSU	27-24	Lexington, Va.
2019	VMI	31-24 (OT)	Johnson City, Tenn.
2020-21	ETSU	24-20	Lexington, Va.
2021	ETSU	27-20	Johnson City, Tenn.
2022	ETSU	44-21	Lexington, Va.
2023	VMI	31-24	Johnson City, Tenn.

#SoConFB



## ETSU YEAR-BY-YEAR

Year	Overall	SoCon	Place	Coach
1920	3 2 0			W.R. Windes
1921	4 3 0			W.R. Windes
1922	5 4 0			J.K. Luck
1923	3 6 0			J.K. Luck
1924	3 4 1			J.K. Luck
1925	3 4 0			John Robinson
1926	2 4 1			John Robinson
1927	2 5 0			John Robinson
1928	4 3 0			John Robinson
1929	2 5 1			John Robinson
1930	0 7 0			J.S. Batey
1931	1 3 2			J.S. Batey
1932	3 3 1			Gene McMurray
1933	6 1 2			Gene McMurray
1934	3 3 2			Gene McMurray
1935	5 1 0			Gene McMurray
1936	6 2 0			Gene McMurray
1937	4 5 0			Gene McMurray
1938	6 2 0			Gene McMurray
1939	5 3 0			Gene McMurray
1940	4 4 0			Gene McMurray
1941	2 5 0			Gene McMurray
1942-45	No team			
1946	7 1 0			Gene McMurray
1947	5 4 0			L.T. Roberts
1948	6 2 1			L.T. Roberts
1949	5 4 0			L.T. Roberts
1950	3 5 1			L.T. Roberts
1951	4 5 0			L.T. Roberts
1952	6 1 2			Star Wood
1953	5 4 0			Star Wood
1954	5 4 1			Hal Littleford
1955	6 3 1			Star Wood
1956	4 5 0			Star Wood
1957	5 6 0			Star Wood
1958	5 4 0			Star Wood
1959	6 3 0			Star Wood
1960	3 4 2			Star Wood
1961	3 7 0			Star Wood
1962	7 3 0			Star Wood
1963	7 2 0			Star Wood
1964	5 5 0			Star Wood
1965	2 6 1			Star Wood
1966	3 6 0			John R. Bell
1967	3 6 1			John R. Bell
1968	5 5 0			John R. Bell
1969	10 0 1			John R. Bell
1970	7 1 2			John R. Bell
1971	0 9 1			John R. Bell
1972	3 7 0			John R. Bell
1973	4 7 0			Roy Frazier
1974	4 6 1			Roy Frazier
1975	2 8 1			Roy Frazier
1976	3 7 0			Roy Frazier
1977	3 8 0			Roy Frazier
1978	4 7 0			Jack Carlisle
1979	7 4 0	2 3 0	6th	Jack Carlisle
1980	2 9 0	1 4 0	7th	Jack Carlisle
1981	6 5 0	4 2 0	3rd	Jack Carlisle
1982	2 9 0	2 5 0	7th	Jack Carlisle
1983	3 8 0	1 6 0	t-7th	Buddy Sasser
1984	6 5 0	2 4 0	t-5th	Buddy Sasser
1985	0 10 1	0 7 0	9th	Mike Ayers
1986	6 5 0	4 3 0	4th	Mike Ayers
1987	5 6 0	2 5 0	7th	Mike Ayers
1988	3 8 0	1 6 0	t-7th	Don Riley
1989	4 7 0	4 3 0	t-3rd	Don Riley
1990	2 9 0	1 6 0	8th	Don Riley
1991	1 10 0	0 7 0	8th	Don Riley
1992	5 6 0	2 5 0	6th	Mike Cavan
1993	5 6 0	3 5 0	7th	Mike Cavan
1994	6 5 0	4 4 0	t-5th	Mike Cavan
1995	4 7 0	4 4 0	5th	Mike Cavan

Year	Overall	SoCon	Place	Coach
1996	10 3 0	7 1 0	2nd	Mike Cavan
1997	7 4 0	5 3 0	t-3rd	Paul Hamilton
1998	4 7 0	3 5 0	t-6th	Paul Hamilton
1999	6 5 0	4 4 0	5th	Paul Hamilton
2000	6 5 0	4 4 0	5th	Paul Hamilton
2001	6 5 0	4 4 0	5th	Paul Hamilton
2002	4 8 0	2 6 0	t-7th	Paul Hamilton
2003	5 7 0	2 6 0	8th	Paul Hamilton
2004-14	No team			
2015	2 9 0			Carl Torbush
2016	5 6 0	2 6 0	7th	Carl Torbush
2017	4 7 0	2 6 0	8th	Carl Torbush
2018	8 4 0	6 2 0	t-1st	Randy Sanders
2019	3 9 0	1 7 0	9th	Randy Sanders
2020-21	4 2 0	4 2 0	3rd	Randy Sanders
2021	11 2 0	7 1 0	1st	Randy Sanders
2022	3 8 0	1 7 0	8th	George Quarles
2023	3 8 0	2 6 0	T-7th	George Quarles
<b>Total</b>	<b>384-452-27</b>	<b>93-149-0</b>		

## ALL-TIME ETSU COACHES

Coach	Seasons	Years	W	L	T	Pct.
W.R. Windes	1920-21	2	7	5	0	.583
J.K. Luck	1922-24	3	11	14	1	.442
John Robinson	1925-29	5	13	21	2	.389
J.S. Batey	1930-31	2	1	10	2	.154
Gene McMurray	1932-41, 1946	11	51	29	5	.629
L.T. Roberts	1947-51	5	23	20	2	.533
Star Wood	1952-53, 1955-65	13	64	53	6	.545
Hal Littleford	1954	1	5	4	1	.550
John Robert Bell	1966-72	7	31	34	5	.479
Roy Frazier	1973-77	5	16	36	2	.315
Jack Carlisle	1978-82	5	21	34	0	.382
Buddy Sasser	1983-84	2	9	13	0	.409
Mike Ayers	1985-87	3	11	21	1	.348
Don Riley	1988-91	4	10	34	0	.227
Mike Cavan	1992-96	5	30	27	0	.526
Paul Hamilton	1997-03	7	38	41	0	.481
Carl Torbush	2015-17	3	11	22	0	.333
Randy Sanders	2018-21	4	26	17	0	.605
George Quarles	2022-23	2	6	16	0	.273
Tre Lamb	2024-present					First Season



**ETSU LINEBACKER ZACH WEST**



**WILLIAM B. GREENE, JR. STADIUM (7,694)**





## CLAY HENDRIX HEAD COACH

**Alma mater (year):**..... Furman (1986)  
**Hometown:**..... Commerce, Ga.  
**Career record (years):**..... 51-29 (7)  
**School record (years):**..... Same  
**SoCon record (years):**..... 39-16 (7)  
**FCS Playoff appearances:**..... 4



## HENDRIX'S YEAR-BY-YEAR RECORD

Year	School	SoCon	Overall
2017	Furman	6-2 (t-2nd)	8-5
2018	Furman	6-2 (t-1st)	6-4
2019	Furman	6-2 (2nd)	8-5
2020-21	Furman	3-4 (6th)	3-4
2021	Furman	4-4 (t-4th)	6-5
2022	Furman	7-1 (2nd)	10-3
2023	Furman	7-1 (1st)	10-3
<b>Career (6)</b>		<b>39-16 (.709)</b>	<b>51-29 (.638)</b>

## 2024 COACHING STAFF

Chad Byers .....Inside linebackers/co-defensive coordinator  
Cory Colder .....Running backs  
Drew Dudzik .....Wide receivers  
Kevin Lewis .....Defensive line  
Tafon Mainsah .....Cornerbacks  
Matt McCutchan .....Offensive line  
Justin Roper .....Offensive coordinator/quarterbacks  
Tommy Spangler .....Special teams coordinator/safeties  
Duane Vaughn .....Defensive coordinator  
Nick Verna .....Tight ends/NFL liaison




## 2024 ROSTER

No.	Name	Pos.	Ht.	Wt.	Year	Hometown / High School / Last School
0	Ethan Harris	WR	6-2	192	R-So.	Raleigh, N.C. / Rolesville
0	Jeremiah Jackson	DE	6-0	265	R-Sr.	Fleming Island, Fla. / Fleming Island
1	Colton Hinton	WR	5-11	175	So.	Ashburn, Va. / Stone Bridge
2	Joshua Harris	WR	6-2	195	Sr.	Newnan, Ga. / Newnan
3	AK Burrell	FS	6-0	208	So.	Baton Rouge, La. / Dutchtown
3	Ben Ferguson	WR	5-11	195	Jr.	The Woodlands, Texas / The Woodlands High School
4	Darren Coleman	CB	5-9	170	Fr.	Lawrenceville, Ga. / Central Gwinnett
4	Nehuel Garcia	QB	6-3	202	R-Fr.	La Mirada, Calif. / La Mirada
5	Hysan Dalton	CB	6-2	190	R-Fr.	Buford, Georgia / Buford / Fork Union Military
5	Carson Jones	QB	6-2	204	R-So.	Maryville, Tenn. / Maryville
6	Bailor Hughes	RB	5-11	211	R-Sr.	Knoxville, Tenn. / Powell
6	Caleb Williams	SS	5-10	190	Jr.	Tampa, Fla. / Tampa Jesuit
7	Malachi Harrison	DT	6-1	270	R-So.	Knoxville, Tenn. / Christian Academy of Knoxville
7	Myion Hicks	RB	5-11	212	R-Jr.	Desoto, Texas / Pantego Christian Academy
8	Trey Hedden	QB	6-3	231	Fr.	Tampa, Fla. / Tampa Catholic
8	Jaylen Moson	CB	5-11	168	R-Fr.	Acworth, Ga. / Kennesaw Mountain
9	Ja'Keith Hamilton	WR	6-3	198	R-Fr.	Shelby, N.C. / Shelby
9	Isaac Ward	QB	5-11	185	Gr.	Athens, Ga. / Clarke Central / Southern California
10	Brandt Babin	ILB	6-1	218	R-Jr.	Louisville, Ky. / Christian Academy
10	Santino Varvel	WR	6-3	183	Fr.	Goodyear, Ariz. / Canyon View
11	Joshua Burrell	TE	6-3	218	Gr.	Blythewood, S.C. / Blythewood / Florida State
11	Billy Lewis	S	6-0	180	R-Fr.	Athens, Ga. / Oconee County
12	David Renard	QB	6-1	185	R-So.	Flowery Branch, Ga. / Flowery Branch
12	Jalen Tate	FS	6-1	198	Gr.	Pelzer, S.C. / Greenville / Georgia State
13	Justin Hartwell	SPUR	5-11	204	R-Jr.	Atlanta, Ga. / Marist
14	Jalen Gummer	CB	6-1	182	R-So.	Orlando, Fla. / Lake Highland Prep
14	Luke Hedrick	QB	5-11	190	R-Jr.	Orlando, Florida / Bishop Moore
15	Brock Chappell	TE	6-5	240	So.	Holly Springs, N.C. / Cardinal Gibbons
15	Javaris Jones	CB	5-11	182	Fr.	Rocky Mount, N.C. / Nash Central
16	Charles Ingram	CB	5-11	183	R-So.	Nashville, Tenn. / Ensworth
16	Walker Wood	WR	6-0	188	R-Fr.	Alexandria, Va. / Saint Joseph's Catholic
17	Tre McLeod	SS	6-2	184	R-So.	Darlington, S.C. / Trinity Collegiate School
17	Jackson Pryor	TE	6-5	210	Fr.	Boone, N.C. / Watauga
18	Den Johnson	SS	5-10	170	Fr.	Pelham, Ga. / Pelham
19	Devin Hester, Jr.	WR	5-10	168	Fr.	Athens, Ga. / Cedar Shoals
19	Dixon Massingill	QB	6-3	180	R-So.	Greer, S.C. / Homeschool (Greenville Hurricanes)
20	Amaah Achina	ILB	6-1	212	R-Jr.	Greensboro, N.C. / Northern Guilford
21	Elijah Crocker	CB	5-10	175	Fr.	Jacksonville, Fla. / Trinity Christian Academy
21	Jayquan Smith	RB	6-0	208	R-So.	Braselton, Ga. / Cherokee Bluff
22	Jalil Garvin-Mingo	RB	5-8	185	R-Fr.	Columbia, S.C. / Cardinal Newman
23	Dylan Chiedo	ILB	6-2	239	R-So.	Jacksonville, Fla. / Bartram Trail
24	Raleigh Herbert	ILB	6-2	223	R-Fr.	Cumming, Ga. / West Forsyth
25	Ben Crossdale	RB	5-11	196	R-So.	Dallas, Texas / Highland Park
25	Mo Perkins	CB	5-10	172	Gr.	Allen, Texas / Allen / Midwestern State
26	Brayden Holmes	CB	6-1	189	R-Fr.	Alpharetta, Ga. / Milton
28	Grant Robinson	RB	6-0	208	R-Jr.	Plano, Texas / Pope John Paul II
29	Jordan Miller	CB	5-11	170	Fr.	Conyers, Ga. / Arabia Mountain
29	Riley Smith	LS	6-1	195	Fr.	Odessa, Fla. / Galvry Christian School
30	Quay Rush	DE	6-0	233	Jr.	Clemmons, N.C. / West Forsyth
31	Max Eubanks	SS	5-11	194	Fr.	Flowery Branch, Ga. / Cherokee Bluff / IMG
32	Ryan Earl	ILB	6-2	228	R-Fr.	Peachtree City, Ga. / Trinity Christian
33	Gavin Hall	RB	5-10	188	Fr.	Gainesville, Ga. / Gainesville
35	DJ Durham, Jr.	FS	6-1	210	R-Jr.	Franklin, Tenn. / Franklin
35	Jalen Walker	WR	6-0	175	R-Fr.	Annandale, Va. / Lake Braddock Secondary
36	Kevin Everhart	RB	5-8	220	Fr.	Lakewood Ranch, Fla. / Lakewood Ranch
36	Vinny Jordan	S	5-11	200	R-Fr.	Waxhaw, N.C. / Weddington
37	Joe Graham	TE	6-2	215	R-Jr.	Newtown Square, Pennsylvania / Episcopal Academy
38	DJ Lawrence	CB	6-0	187	R-Fr.	Annandale, Va. / Lake Braddock Secondary
39	Evan DiMaggio	ILB	6-3	234	R-Sr.	Buford, Ga. / Buford
40	Xavier Stephens	NG	6-3	292	Sr.	Roanoke, Va. / Lord Botetourt / Lehigh
41	Tanner Schuck	BAN	6-3	230	R-Fr.	Brentwood, Tenn. / Ravenwood
41	Caleb Smith	WR	6-0	185	Fr.	Belton, S.C. / Woodmont
42	Landyn James	WR	6-2	189	Fr.	<b>Duncan, S.C. / J.L. Mann</b>
42	Jakeman Pendleton	FS	5-11	174	R-So.	Charlotte, N.C. / Charlotte Christian
43	Trevor Short	BAN	6-3	214	Fr.	San Antonio, Texas / Brendeis
44	Luke Clark	BAN	6-3	253	R-Sr.	Louisville, Ky. / South Oldham
45	Will Kobuszewski	SPUR	6-2	207	R-Jr.	Mooresville, N.C. / Lake Norman
46	Alex Maier	BAN	6-4	238	R-Jr.	Fleming Island, Fla. / Fleming Island
47	Tate Wirth	ILB	6-2	220	R-Fr.	Germantown, Tenn. / St. George's Independent
48	Luke Smith	SPUR	6-2	214	R-Fr.	Brentwood, Tenn. / Brentwood Academy
49	Dawson Jones	P	5-11	178	R-So.	Atlanta, Ga. / Marist
51	Luke Petit	OG/C	6-3	285	R-Jr.	Akron, Ohio / Archbishop Hoban
52	Owen Plane	ILB	6-1	210	R-So.	West Columbia, S.C. / Brookland-Cayce
53	David Alabi	DE	6-2	225	R-Fr.	Pickerington, Ohio / Pickerington North
54	Charlie Tack	ILB	6-0	225	Fr.	Sarasota, Fla. / Out Of Door Academy
55	Griffin Farmery	ILB	6-0	214	R-Fr.	Leesburg, Va. / Riverside
56	Case Barrett	ILB	6-2	218	R-So.	Roswell, Ga. / Roswell
57	Luke McLaughlin	ILB	6-2	210	R-Jr.	Coeur d'Alene, Idaho / Coeur d'Alene
58	Will McQueen	ILB	5-9	190	Fr.	Columbia, S.C. / Hammond School
59	Ty Kauserud	DT	6-4	277	Fr.	Apex, N.C. / Apex Friendship / IMG
61	Luke Westerman	C	6-2	270	R-So.	Nashville, Tenn. / Lipscomb Academy
62	Parker Solano	C	6-2	175	Fr.	Atlanta, Ga. / Powers Catholic
64	Jackson Gagnon	OG	6-3	260	Fr.	Charlotte, N.C. / Charlotte Catholic
65	Blake Hundley	OG/OT	6-3	287	R-Sr.	Clarksville, Tenn. / Clarksville
66	Eli Brasher	OT	6-4	288	R-So.	Black Mountain, N.C. / Christ School
67	Evan Stanley	OG	6-1	275	R-Fr.	Leesburg, Va. / Loudoun County
68	Jacob Hefner	LS	6-2	205	R-Fr.	Canton, Ga. / Creekview
69	E.J. Wilson	OG	6-4	288	R-Sr.	Xenia, Ohio / Xenia
70	Hayden Garner	OG	6-5	292	R-Fr.	Roanoke Rapids, N.C. / Roanoke Rapids
71	Tex Elliott	OG	6-4	295	R-Sr.	Indianapolis, Ind. / Cathedral / Colorado State
72	Chris Luna	C	6-3	290	R-Fr.	Wesley Chapel, Fla. / Tampa Catholic
73	Noah Akinsola	OT	6-5	285	Fr.	Frisco, Texas / Reedy
74	Steven O'Dell	OG	6-7	300	Fr.	Jonesville, S.C. / Broome
76	Chase Gregorek	OT	6-4	275	Fr.	Anderson, S.C. / T.L. Hanna
77	Brody Balliew	OT	6-5	288	R-Fr.	Calhoun, Ga. / Calhoun
78	Paul Joseph Meyers	LS	6-6	237	R-Jr.	Deer Park, N.Y. / St. Anthony's
79	Ryan Lamb	OG/C	6-2	285	R-Jr.	<b>Piano, Texas / Lebanon Trail</b>
80	Gram Smithson	WR	5-11	176	R-So.	Brentwood, Tenn. / Brentwood Academy
81	Nathan Chapman	PK	5-11	176	Fr.	Roswell, Ga. / Fellowship Christian
81	Tyler Hendley	WR	6-2	172	R-Fr.	Charlotte, N.C. / Charlotte Latin
82	Miles Moss	WR	5-11	175	R-Fr.	Fort Lauderdale, Fla. / St. Thomas Aquinas
83	Ian Williams	PK/P	6-3	225	R-Sr.	Charlotte, N.C. / Weddington
84	Riley Clark	WR	6-1	185	R-So.	Franklin, Tenn. / Brentwood Academy
85	Jack Farrell	SPUR	5-11	182	Fr.	Kennesaw, Ga. / Mount Paran Christian
85	Aiden Ruckh	TE	6-3	242	R-Fr.	Cumming, Ga. / North Forsyth
86	Brennan Torrey	TE	6-7	226	R-Fr.	Montgomery, Ala. / Pike Road
87	John Holbrock	WR	6-4	200	R-Fr.	Bradenton, Fla. / IMG Academy
88	Aaron Beylin	TE	6-3	217	R-So.	Ft. Lauderdale, Fla. / American Heritage
89	Brooks Whitmer	WR	6-0	190	R-Fr.	Alexandria, Va. / Episcopal
90	Malakai Dudek	NG	6-3	277	R-So.	Sharpsburg, Ga. / East Coweta
91	Marc Hernandez	NG	6-4	307	R-Fr.	Fort Worth, Texas / L.D. Bell / Army-West Point Prep
92	Malaki Dobbins	DE	6-3	240	Fr.	Elm City, N.C. / Southern Nash
93	Demetrius Baldwin	DT	6-1	268	Fr.	Waycross, Ga. / Ware Country
94	Caldwell Bussey	DT	6-3	283	R-Fr.	Hoover, Ala. / Spain Park
95	Joshua Stonking	DE	6-3	252	R-Fr.	Raleigh, N.C. / Cardinal Gibbons
96	Gray Gitter	P	6-0	160	R-Fr.	Durham, N.C. / Jordan
97	Bryce Stanfield	DT	6-2	268	Sr.	Acworth, Georgia / Harrison
98	Noah Rios	PK	5-10	190	R-Jr.	Strongsville, Ohio / St. Edward
99	Bruce Krauber	NG	6-1	295	Fr.	Greenville, S.C. / Greenville

#SoConFB



## 2024 SCHEDULE

Aug. 29 (7 p.m.) at Ole Miss		Oct. 12 (TBA) Chattanooga*	
Sept. 7 (TBA) Charleston Southern		Oct. 19 (2 p.m.) Western Carolina*	
Sept. 14 (TBA) Stetson		Nov. 2 (TBA) at VMI*	
Sept. 21 (6 p.m.) at William & Mary		Nov. 9 (TBA) Wofford*	
Sept. 28 (2 p.m.) Samford*		Nov. 16 (11 a.m.) at ETSU*	
Oct. 5 (2 p.m.) at The Citadel*		Nov. 23 (2 p.m.) at Mercer*	

\* Southern Conference game

## FURMAN PALADINS

### Basic information

Location: ..... Greenville, S.C.  
 Founded: ..... 1826  
 Enrollment: ..... 2,500  
 Nickname: ..... Paladins  
 Colors: ..... Purple and White  
 President: ..... Dr. Elizabeth Davis  
 Director of athletics: ..... Jason Donnelly  
 Stadium: ..... Paladin Stadium  
 Capacity: ..... 14,518

### Media relations

Football contact: ..... Hunter Reid  
 Email: ..... hunter.reid@furman.edu  
 Office: ..... 864-294-2061  
 Cell: ..... 864-567-1663  
 Press box phone: ..... 864-294-3066  
 Website: ..... FurmanPaladins.com

### Team information

2023 record: ..... 10-3  
 SoCon record: ..... 7-1 (1st)  
 Home: ..... 5-1  
 Away: ..... 5-2  
 Lettermen returning/lost: ..... 30/37  
 Off. starters returning/lost: ..... 3/8  
 Def. starters returning/lost: ..... 3/8  
 Specialists returning/lost: ..... 2/1  
 Basic offense: ..... Multiple  
 Basic defense: ..... 3-4



Hunter Reid  
Football SID

### SoCon titles (15)

1978, 1980, 1981, 1982, 1983, 1985, 1988, 1989, 1990,  
 1999, 2001, 2004, 2013, 2018, 2023

### FCS Playoff appearances (20)

1982, 1983, 1985, 1986, 1988, 1989, 1990, 1996, 1999,  
 2000, 2001, 2002, 2004, 2005, 2006, 2013, 2017, 2019,  
 2022, 2023



**FURMAN LINEBACKER  
EVAN DIMAGGIO**



**FURMAN QUARTERBACK CARSON JONES**





## 2023 TEAM STATISTICS

TEAM STATISTICS	FUR	OPP
SCORING	356	237
Points Per Game	27.4	18.2
FIRST DOWNS	248	217
Rushing	112	77
Passing	117	119
Penalty	19	21
RUSHING YARDAGE	2048	1255
Yards gained rushing	2307	1651
Yards lost rushing	259	396
Rushing Attempts	490	428
Average Per Rush	4.2	2.9
Average Per Game	157.5	96.5
TDs Rushing	24	11
PASSING YARDAGE	2456	2853
Comp-Att-Int	243-406-8	243-406-18
Average Per Pass	6.0	7.0
Average Per Catch	10.1	11.7
Average Per Game	188.9	219.5
TDs Passing	17	16
TOTAL OFFENSE	4504	4108
Total Plays	896	834
Average Per Play	5.0	4.9
Average Per Game	346.5	316.0
KICK RETURNS: #-Yards	27-612	15-342
PUNT RETURNS: #-Yards	19-178	21-240
INT RETURNS: #-Yards	18-254	8-22
KICK RETURN AVERAGE	22.7	22.8
PUNT RETURN AVERAGE	9.4	11.4
INT RETURN AVERAGE	14.1	3.1
FUMBLES-LOST	7-2	15-9
PENALTIES-Yards	63-571	74-674
Average Per Game	43.9	51.8
PUNTS-Yards	69-2767	70-2851
Average Per Punt	40.1	40.7
Net punt average	35.5	36.8
TIME OF POSSESSION/Game	31:17	28:43
3RD-DOWN Conversions	80/198	58/182
3rd-Down Pct	40%	32%
4TH-DOWN Conversions	7/17	10/26
4th-Down Pct	41%	38%
SACKS BY-Yards	38-228	22-120
MISC YARDS	0	13
TOUCHDOWNS SCORED	42	30
FIELD GOALS-ATTEMPTS	19-26	7-14
ON-SIDE KICKS	0-0	0-0
RED-ZONE SCORES	(48-55) 87%	(18-25) 72%
RED-ZONE TOUCHDOWNS	(34-55) 62%	(16-25) 64%
PAT-ATTEMPTS	(41-41) 100%	(24-26) 92%
ATTENDANCE	60452	135725
Games/Avg Per Game	6/10075	7/19389
Neutral Site Games		0/0

### SCORE BY QUARTERS

	1st	2nd	3rd	4th	OT	Total
Furman	74	116	68	98	0	356
Opponents	41	75	42	72	7	237

## 2023 INDIVIDUAL STATISTICS

RUSHING	GP	Att	Gain	Loss	Net	Avg	TD	Long	Avg/G
Domini Roberto	12	182	780	23	757	4.2	11	32	63.1
Tyler Huff	11	105	687	100	587	5.6	6	53	53.4
W Anderson Jr.	13	63	283	15	268	4.3	1	54	20.6
Myion Hicks	12	36	243	14	229	6.4	3	40	19.1
Jayquan Smith	5	28	129	6	123	4.4	2	20	24.6
Grant Robinson	4	32	127	17	110	3.4	0	27	27.5
Ben Croasdale	1	3	23	0	23	7.7	0	19	23.0
Colton Hinton	13	1	6	0	6	6.0	0	6	0.5
Kendall Thomas	4	7	10	6	4	0.6	0	5	1.0
Nick Cannon	13	1	4	0	4	4.0	0	4	0.3
Tyler Reid	1	3	3	2	1	0.3	0	2	1.0
Bailor Hughes	10	1	0	1	-1	-1.0	0	0	-0.1
Kyndel Dean	13	2	6	18	-12	-6.0	1	6	-0.9
Carson Jones	6	7	6	29	-23	-3.3	0	5	-3.8
TEAM	13	18	0	28	-28	-1.6	0	0	-2.2
<b>Total.....</b>	<b>13</b>	<b>490</b>	<b>2307</b>	<b>259</b>	<b>2048</b>	<b>4.2</b>	<b>24</b>	<b>54</b>	<b>157.5</b>
<b>Opponents.....</b>	<b>13</b>	<b>428</b>	<b>1651</b>	<b>396</b>	<b>1255</b>	<b>2.9</b>	<b>11</b>	<b>53</b>	<b>96.5</b>

PASSING	GP	Effic	Comp-Att-Int	Pct	Yards	TD	Long	Avg/G
Tyler Huff	11	120.57	183-299-6	61.2	1863	10	70	169.4
Carson Jones	6	121.63	57-100-2	57.0	542	7	40	90.3
Charles Watson	13	50.00	1-2-0	50.0	0	0	0	0.0
Joshua Harris	13	264.20	1-2-0	50.0	51	0	51	3.9
TEAM	13	0.00	0-2-0	0.0	0	0	0	0.0
Garcia, Nehuel	1	100.00	1-1-0	100.0	0	0	0	0.0
<b>Total.....</b>	<b>13</b>	<b>120.54</b>	<b>243-406-8</b>	<b>59.9</b>	<b>2456</b>	<b>17</b>	<b>70</b>	<b>188.9</b>
<b>Opponents.....</b>	<b>13</b>	<b>123.02</b>	<b>243-406-18</b>	<b>59.9</b>	<b>2853</b>	<b>16</b>	<b>70</b>	<b>219.5</b>

RECEIVING	G	No.	Yds	Avg	TD	Lg	Avg/G
Joshua Harris	13	42	380	9.0	2	27	29.2
Colton Hinton	13	33	398	12.1	2	70	30.6
Mason Pline	13	31	282	9.1	4	30	21.7
Ben Ferguson	13	27	335	12.4	1	45	25.8
Luke Shifflett	13	27	288	10.7	3	48	22.2
Kyndel Dean	13	25	320	12.8	1	51	24.6
W Anderson Jr.	13	24	186	7.8	1	37	14.3
Domini Roberto	12	7	46	6.6	0	9	3.8
Bailor Hughes	10	5	43	8.6	0	18	4.3
Nick Cannon	13	4	63	15.8	2	34	4.8
Ethan Harris	9	3	31	10.3	0	27	3.4
Myion Hicks	12	3	14	4.7	0	5	1.2
Parks Gissinger	10	3	9	3.0	0	7	0.9
Grant Robinson	4	2	28	14.0	0	19	7.0
<b>Total.....</b>	<b>13</b>	<b>243</b>	<b>2456</b>	<b>10.1</b>	<b>17</b>	<b>70</b>	<b>188.9</b>
<b>Opponents.....</b>	<b>13</b>	<b>243</b>	<b>2853</b>	<b>11.7</b>	<b>16</b>	<b>70</b>	<b>219.5</b>

PUNT RETURNS	No.	Yards	Avg	TD	Long
Joshua Harris	16	133	8.3	0	32
W Anderson Jr.	1	25	25.0	0	0
Caleb Williams	1	11	11.0	0	0
Cally Chizik	1	9	9.0	0	9
<b>Total.....</b>	<b>19</b>	<b>178</b>	<b>9.4</b>	<b>0</b>	<b>32</b>
<b>Opponents.....</b>	<b>21</b>	<b>240</b>	<b>11.4</b>	<b>2</b>	<b>59</b>

INTERCEPTIONS	No.	Yards	Avg	TD	Long
Cally Chizik	5	20	4.0	0	19
Trav Blackshear	4	120	30.0	1	46
Dan Scianna	2	68	34.0	1	67
Micah Robinson	2	34	17.0	0	34
Hugh Ryan	1	0	0.0	0	0
Xavier Stephens	1	0	0.0	0	0
Kam Brinson	1	0	0.0	0	0
Alex Maier	1	12	12.0	0	12
Jack Rhodes	1	0	0.0	0	0
<b>Total.....</b>	<b>18</b>	<b>254</b>	<b>14.1</b>	<b>2</b>	<b>67</b>
<b>Opponents.....</b>	<b>8</b>	<b>22</b>	<b>2.8</b>	<b>0</b>	<b>9</b>

KICK RETURNS	No.	Yards	Avg	TD	Long
W Anderson Jr.	14	361	25.8	0	50
Colton Hinton	10	231	23.1	0	35
Caleb Williams	1	2	2.0	0	2
Evan DiMaggio	1	11	11.0	0	11
Kendall Thomas	1	7	7.0	0	7
<b>Total.....</b>	<b>27</b>	<b>612</b>	<b>22.7</b>	<b>0</b>	<b>50</b>
<b>Opponents.....</b>	<b>15</b>	<b>342</b>	<b>22.8</b>	<b>1</b>	<b>99</b>

TACKLES	GP	Solo	Ast	Total	TFL/Yds	Sacks/Yds
Braden Gilby	13	43	49	92	6.0-34	2.0-16
Hugh Ryan	13	45	38	83	2.5-5	.
Evan DiMaggio	12	40	39	79	10.5-36	5.0-24
Cally Chizik	13	37	27	64	5.0-8	.
Kam Brinson	13	35	20	55	1.0-3	.
<b>Total.....</b>	<b>13</b>	<b>455</b>	<b>386</b>	<b>841</b>	<b>86-349</b>	<b>38-228</b>
<b>Opponents.....</b>	<b>13</b>	<b>454</b>	<b>491</b>	<b>945</b>	<b>59.5-250</b>	<b>22-120</b>

SCORING	TD	FGs	Kick	Rush	Rcv	Pass	DXP	Saf	Pts
Ian Williams	0	15-24	21-21	0-0	0-0	0-0	0	0	66
Domini Roberto	11	0-0	0-0	0-1	0-0	0-0	0	0	66
Tyler Huff	6	0-0	0-0	0-0	0-1	0-0	0	0	36
Mason Pline	4	0-0	0-0	0-0	0-0	0-0	0	0	24
Axel Lepvreau	0	1-2	16-16	0-0	0-0	0-0	0	0	19
Myion Hicks	3	0-0	0-0	0-0	0-0	0-0	0	0	18
Luke Shifflett	3	0-0	0-0	0-0	0-0	0-0	0	0	18
Kyndel Dean	2	0-0	0-0	0-0	0-0	0-0	0	0	12
Jayquan Smith	2	0-0	0-0	0-0	0-0	0-0	0	0	12
W Anderson Jr.	2	0-0	0-0	0-0	0-0	0-0	0	0	12
Colton Hinton	2	0-0	0-0	0-0	0-0	0-0	0	0	12
Nick Cannon	2	0-0	0-0	0-0	0-0	0-0	0	0	12
Ben Ferguson	1	0-0	0-0	0-0	0-0	0-0	0	0	6
Dan Scianna	1	0-0	0-0	0-0	0-0	0-0	0	0	6
Brock Chappell	1	0-0	0-0	0-0	0-0	0-0	0	0	6
Trav Blackshear	1	0-0	0-0	0-0	0-0	0-0	0	0	6
Joshua Harris	1	0-0	0-0	0-0	0-0	0-0	0	0	6
Charles Watson	0	0-0	4-4	0-0	0-0	0-0	0	0	4
<b>Total.....</b>	<b>42</b>	<b>16-26</b>	<b>41-41</b>	<b>0-1</b>	<b>0-1</b>	<b>0-1</b>	<b>0</b>	<b>0</b>	<b>356</b>
<b>Opponents.....</b>	<b>30</b>	<b>7-14</b>	<b>24-26</b>	<b>0-2</b>	<b>2-4</b>	<b>0-0</b>	<b>0</b>	<b>0</b>	<b>237</b>

TOTAL OFFENSE	GP	Plays	Rush	Pass	Total	Avg/G
Tyler Huff	11	404	587	1863	2450	222.7
Domini Roberto	12	182	757	0	757	63.1
Carson Jones	6	107	-23	542	519	86.5
W Anderson Jr.	13	63	268	0	268	20.6
Myion Hicks	12	36	229	0	229	19.1
Jayquan Smith	5	28	123	0	123	24.6
Grant Robinson	4	32	110	0	110	27.5
Joshua Harris	13	2	0	51	51	3.9
Ben Croasdale	1	3	23	0	23	23.0
Colton Hinton	13	1	6	0	6	0.5
Kendall Thomas	4	7	4	0	4	1.0
Nick Cannon	13	1	4	0	4	0.3
Tyler Reid	1	3	1	0	1	1.0
Bailor Hughes	10	1	-1	0	-1	-0.1
Kyndel Dean	13	2	-12	0	-12	-0.9
TEAM	13	20	-28	0	-28	-2.2
<b>Total.....</b>	<b>13</b>	<b>896</b>	<b>2048</b>	<b>2456</b>	<b>4504</b>	<b>346.5</b>
<b>Opponents.....</b>	<b>13</b>	<b>834</b>	<b>1255</b>	<b>2853</b>	<b>4108</b>	<b>316.0</b>

PUNTING	No.	Yds	Avg	Long	TB	FC	I20	50+	Blkd
Ryan Leavy	67	2754	41.1	70	4	19	23	0	0
Ian Williams	1	13	13.0	13	0	0	0	0	0
TEAM	1	0	0.0	0	0	0	0	0	0
<b>Total.....</b>	<b>69</b>	<b>2767</b>	<b>40.1</b>	<b>70</b>	<b>4</b>	<b>19</b>	<b>23</b>	<b>0</b>	<b>0</b>
<b>Opponents.....</b>	<b>70</b>	<b>2851</b>	<b>40.7</b>	<b>64</b>	<b>5</b>	<b>17</b>	<b>21</b>	<b>2</b>	<b>2</b>

KICKOFFS	No.	Yds	Avg	TB	OB	Retn	Net	YdLn
Ian Williams	75	4623	61.6	54	1	342	42.7	22
<b>Total.....</b>	<b>75</b>	<b>4623</b>	<b>61.6</b>	<b>54</b>	<b>1</b>	<b>342</b>	<b>42.7</b>	<b>22</b>
<b>Opponents.....</b>	<b>50</b>	<b>2941</b>	<b>58.8</b>	<b>17</b>	<b>3</b>	<b>612</b>	<b>39.8</b>	<b>25</b>

ALL PURPOSE	GP	Rush	Rcv	PR	KR	IR	Total	Avg/G
W Anderson Jr.								



## 2023 RESULTS (10-3, 7-1 SOCON; 1ST)

Date	Opponent	W/L	Score	Attendance
Aug 31, 2023	TENNESSEE TECH	W	45-10	9827
Sep 09, 2023	at South Carolina	L	21-47	78281
Sep 16, 2023	at Kennesaw St.	W	31-28	6993
*Sep 23, 2023	MERCER	W	38-14	9387
*Oct 07, 2023	THE CITADEL	W	28-14	12157
*Oct 14, 2023	at Samford	W	27-21	5908
*Oct 21, 2023	at Western Carolina	W	29-17	10736
*Oct 28, 2023	ETSU	W	16-8	11237
*Nov 04, 2023	at Chattanooga	W	17-14	9201
*Nov 11, 2023	VMI	W	37-3	9727
*Nov 18, 2023	at Wofford	L	13-19	3722
Dec 02, 2023	CHATTANOOGA	W	26-7	8117
Dec 08, 2023	at Montana	L (OT)	28-35	20884

\* indicates conference game

## 2023 TEAM GAME-BY-GAME

Date	Opponent	Rushing				Receiving				Passing				Kick returns				Punt returns				Total off
		No.	Yds	TD	Lg	No.	Yds	TD	Lg	Cmp-Att-Int	Yds	TD	Lg	No	Yds	TD	Lg	No	Yds	TD	Lg	
Aug 31, 2023	TENNESSEE TECH	40	194	4	39	16	190	0	45	16-29-1	190	0	45	3	56	0	29	2	31	0	32	384
Sep 09, 2023	at South Carolina	31	80	1	14	20	243	2	51	20-34-1	243	2	51	0	0	0	0	1	0	0	0	323
Sep 16, 2023	at Kennesaw St.	41	159	4	28	24	237	0	40	24-32-0	237	0	40	2	74	0	50	2	12	0	7	396
Sep 23, 2023	MERCER	41	222	4	25	21	165	1	19	21-26-0	165	1	19	3	55	0	26	2	17	0	10	387
Oct 07, 2023	THE CITADEL	48	195	2	39	19	146	2	20	19-24-1	146	2	20	3	49	0	33	1	4	0	4	341
Oct 14, 2023	at Samford	42	211	1	32	19	205	2	48	19-29-1	205	2	48	3	53	0	24	1	9	0	9	416
Oct 21, 2023	at Western Carolina	48	334	2	54	13	174	2	30	13-22-0	174	2	30	2	53	0	31	0	0	0	0	508
Oct 28, 2023	ETSU	31	85	0	14	21	215	1	46	21-35-0	215	1	46	1	13	0	13	0	6	0	3	300
Nov 04, 2023	at Chattanooga	30	68	0	18	18	176	2	27	18-34-1	176	2	27	1	23	0	23	2	37	0	12	244
Nov 11, 2023	VMI	38	125	0	9	20	226	4	40	20-27-0	226	4	40	2	55	0	35	5	44	0	14	351
Nov 18, 2023	at Wofford	25	89	1	38	18	99	0	17	18-37-1	99	0	17	4	95	0	31	0	0	0	0	188
Dec 02, 2023	CHATTANOOGA	42	192	2	40	18	192	0	25	18-30-1	192	0	25	1	40	0	40	1	0	0	0	384
Dec 08, 2023	at Montana	33	94	3	53	16	188	1	70	16-47-1	188	1	70	2	46	0	24	2	18	0	14	282
	<b>Totals</b>	<b>490</b>	<b>2048</b>	<b>24</b>	<b>54</b>	<b>243</b>	<b>2456</b>	<b>17</b>	<b>70</b>	<b>243-406-8</b>	<b>2456</b>	<b>17</b>	<b>70</b>	<b>27</b>	<b>612</b>	<b>0</b>	<b>50</b>	<b>19</b>	<b>178</b>	<b>0</b>	<b>32</b>	<b>4504</b>
	<b>Opponent</b>	<b>428</b>	<b>1255</b>	<b>11</b>	<b>53</b>	<b>243</b>	<b>2853</b>	<b>16</b>	<b>70</b>	<b>243-406-18</b>	<b>2853</b>	<b>16</b>	<b>70</b>	<b>15</b>	<b>342</b>	<b>1</b>	<b>99</b>	<b>21</b>	<b>240</b>	<b>2</b>	<b>59</b>	<b>4108</b>

Games played: 13  
 Avg per rush: 4.2  
 Avg per catch: 10.1  
 Pass efficiency: 120.54  
 Kick ret avg: 22.7  
 Punt ret avg: 9.4  
 All purpose avg/game: 426.8  
 Total offense avg/gm: 346.5

Date	Opponent	Tackles			TFL-Yds	Sacks No-Yds	Fumble			Pass defense			Blkd Kick	PAT attempts			Rcv	Saf	Pts
		Solo	Ass	Total			FF	FR-Yds	Int-Yds	QBH	Brk	Att-Mad		Run					
Aug 31, 2023	TENNESSEE TECH	37	40	77	7.0-19	1	2-0	1	2-0	4-110	5	4	0	6-6	0	0	0	0	5
Sep 09, 2023	at South Carolina	59	14	73	7.0-15	1	1-0	1	1-0	0-0	3	0	0	3-3	0	0	0	0	21
Sep 16, 2023	at Kennesaw St.	36	26	62	6.0-18	1	0-0	0	0-0	1-0	11	4	0	4-4	0	0	0	0	31
Sep 23, 2023	MERCER	29	30	59	7.0-27	3	0-19	0	1-0	0-0	1	4	1	5-5	0	0	0	0	38
Oct 07, 2023	THE CITADEL	26	30	56	5.0-10	0	0-0	0	1-0	2-2	5	6	0	4-4	0	0	0	0	28
Oct 14, 2023	at Samford	62	4	66	10.0-65	1	0-0	1	0-0	0-0	2	1	0	3-3	0	0	0	0	27
Oct 21, 2023	at Western Carolina	29	24	53	5.0-20	3	0-16	0	0-0	2-1	4	2	0	2-2	0	0	0	0	29
Oct 28, 2023	ETSU	24	38	62	0.0-19	0	0-0	0	0-0	3-19	4	6	0	1-1	0	0	0	0	1
Nov 04, 2023	at Chattanooga	46	10	56	5.0-25	0	0-0	1	4-6	5	5	1	2-2	0	0	0	0	0	17
Nov 11, 2023	VMI	32	32	64	12.0-76	2	1-0	2	1-0	1-1	5	5	1	4-4	0	0	0	0	37
Nov 18, 2023	at Wofford	24	46	70	8.0-27	3	3-0	3	3-0	1-0	2	4	0	1-1	0	0	0	0	13
Dec 02, 2023	CHATTANOOGA	17	38	55	2.0-3	0	0-0	0	0-0	2-41	3	2	0	2-2	0	0	0	0	26
Dec 08, 2023	at Montana	34	54	88	12.0-25	0	0-0	0	0-0	1-34	1	1	0	4-4	0	0	0	0	28
	<b>Totals</b>	<b>455</b>	<b>386</b>	<b>841</b>	<b>86.0-349</b>	<b>8</b>	<b>9-0</b>	<b>8</b>	<b>9-0</b>	<b>18-254</b>	<b>51</b>	<b>44</b>	<b>3</b>	<b>41-41</b>	<b>0</b>	<b>0</b>	<b>0</b>	<b>0</b>	<b>341</b>
	<b>Opponent</b>	<b>454</b>	<b>491</b>	<b>945</b>	<b>59.5-250</b>	<b>4</b>	<b>2-65</b>	<b>4</b>	<b>2-65</b>	<b>8-22</b>	<b>37</b>	<b>45</b>	<b>0</b>	<b>26-24</b>	<b>0</b>	<b>2</b>	<b>0</b>	<b>0</b>	<b>229</b>

Date	Opponent	Punting					Field goals					Kickoffs						
		No	Yds	Avg	Long	Blkd	TB	FC	50+	I20	Att-Made	Lg	Blkd	No	Yds	Avg	TB	OB
Aug 31, 2023	TENNESSEE TECH	4	205	51.2	52	0	0	0	4	2	2-1	32	0	469	58.6	5	0	0
Sep 09, 2023	at South Carolina	7	315	45.0	54	0	0	1	1	1	0-0	0	0	256	64.0	2	0	0
Sep 16, 2023	at Kennesaw St.	7	281	40.1	48	0	0	3	0	2	2-1	19	0	387	64.5	2	0	0
Sep 23, 2023	MERCER	3	126	42.0	44	0	1	0	0	1	1-1	31	0	455	65.0	5	0	0
Oct 07, 2023	THE CITADEL	2	115	57.5	70	0	1	1	1	0	1-0	0	1	320	64.0	4	0	0
Oct 14, 2023	at Samford	3	118	39.3	41	0	0	2	0	1	3-2	46	0	334	55.7	4	0	0
Oct 21, 2023	at Western Carolina	2	14	7.0	13	0	0	0	0	0	3-1	39	0	335	55.8	5	1	0
Oct 28, 2023	ETSU	7	262	37.4	46	0	0	5	0	4	3-3	0	0	324	64.8	4	0	0
Nov 04, 2023	at Chattanooga	8	322	40.2	50	0	0	3	1	4	1-1	37	0	245	61.2	4	0	0
Nov 11, 2023	VMI	5	210	42.0	53	0	0	0	1	4	3-3	49	0	495	61.9	6	0	0
Nov 18, 2023	at Wofford	6	227	37.8	50	0	1	0	1	2	3-2	44	0	260	65.0	4	0	0
Dec 02, 2023	CHATTANOOGA	3	111	37.0	37	0	0	2	0	2	4-4	44	0	453	64.7	6	0	0
Dec 08, 2023	at Montana	12	461	38.4	53	0	1	2	2	0	0-0	0	0	290	58.0	3	0	0
	<b>Totals</b>	<b>69</b>	<b>2767</b>	<b>40.1</b>	<b>70</b>	<b>0</b>	<b>4</b>	<b>19</b>	<b>11</b>	<b>23</b>	<b>26-19</b>	<b>49</b>	<b>175</b>	<b>4623</b>	<b>61.6</b>	<b>54</b>	<b>1</b>	<b>0</b>
	<b>Opponent</b>	<b>70</b>	<b>2851</b>	<b>40.7</b>	<b>64</b>	<b>2</b>	<b>5</b>	<b>17</b>	<b>12</b>	<b>21</b>	<b>14-7</b>	<b>46</b>	<b>150</b>	<b>2941</b>	<b>58.8</b>	<b>17</b>	<b>3</b>	<b>0</b>





## FURMAN VS. 2024 OPPONENTS

### Furman 1, Ole Miss 0

At FUR: FUR leads 1-0

At OM: N/A

Clay Hendrix vs. OM : N/A

Lane Kiffin vs. FUR: N/A

Last FUR win: 7-2 in 1924

Last OM win: N/A

Longest FUR streak: 1 (1924)

Longest OM streak: N/A

Last 10 meetings: FUR leads 1-0

Current streak: FUR has won one

Largest FUR win: 7-2 in 1924

Largest TTU win: N/A

Year	Winner	Score	Site
1924	FUR	7-2	Greenville, S.C.

### Furman 2, Charleston Southern 0

At CSU: FUR leads 1-0

At FUR: FUR leads 1-0

Gabe Giardina vs. FUR: N/A

Clay Hendrix vs. CSU: 2-0

Last CSU win: N/A

Last FUR win: 24-19 in 2022

Longest CSU streak: N/A

Longest FUR streak: 2 (2019-22)

Last 10 meetings: FUR leads 2-0

Current streak: FUR has won two

Largest CSU win: N/A

Largest FUR win: 46-13 in 2019

Year	Winner	Score	Site
2019	FUR	46-13	Greenville, S.C.
2023	FUR	24-19	Charleston, S.C.

### Stetson 2, Furman 0

At STET: STET leads 1-0

At FUR: STET leads 1-0

Brian Young vs. FUR: N/A

Clay Hendrix vs. STET: N/A

Last STET win: 25-14 in 1952

Last FUR win: N/A

Longest STET streak: 2 (1951-1952)

Longest FUR streak: N/A

Last 10 meetings: STET leads 2-0

Current streak: STET has won two

Largest STET win: 25-14

Largest FUR win: N/A

Year	Winner	Score	Site
1951	STET	21-20	Greenville, S.C.
1952	STET	25-14	DeLand, Fla.

### Furman 8, William and Mary 7

At FUR: FUR leads 5-2

At W&M: W&M leads 5-3

Clay Hendrix vs. W&M: N/A

Mike London vs. FUR: N/A

Last FUR win: 34-10 in 2000

Last W&M win: 28-26 in 1994

Longest FUR streak: 4 (1974-89)

Longest W&M streak: 5 (1961-72)

Last 10 meetings: tied 5-5

Current streak: FUR has won two

Largest FUR win: 52-6 in 1999

Largest W&M win: 31-7 in 1972

Year	Winner	Score	Site
1959	FUR	8-7	Williamsburg, Va.
1960	FUR	25-23	Greenville, S.C.
1961	W&M	19-6	Williamsburg, Va.
1962	W&M	21-7	Williamsburg, Va.
1963	W&M	27-17	Greenville, S.C.
1964	W&M	21-14	Williamsburg, Va.
1972	W&M	31-7	Williamsburg, Va.
1974	FUR	10-0	Greenville, S.C.
1975	FUR	21-6	Williamsburg, Va.
1976	FUR	23-7	Greenville, S.C.
1989	FUR	24-10	Greenville, S.C.
1990	W&M	38-28	Williamsburg, Va.
1994	W&M	28-26	Greenville, S.C.
1999	FUR	52-6	Williamsburg, Va.
2000	FUR	34-10	Greenville, S.C.

### Furman 14, Samford 12

At FUR: SAM leads 8-6

At SAM: FUR leads 7-5

### Clay Hendrix vs. SAM: 4-3

Chris Hatcher vs. FUR: 4-7 (0-2 GSU, 4-5 SAM)

Last FUR win: 27-21 in 2023

Last SAM win: 34-27 in 2022

Longest FUR streak: 7 (1997-2010)

Longest SAM streak: 5 (1962-69)

Last 10 meetings: Series tied 5-5

Current streak: FUR has won one

Largest FUR win: 58-14 in 2019

Largest SAM win: 45-0 in 2014

Year	Winner	Score	Site
1961	FUR	21-14	Greenville, S.C.
1962	SAM	14-7	Greenville, S.C.
1966	SAM	17-7	Greenville, S.C.
1967	SAM	42-28	Birmingham, Ala.
1968	SAM	17-12	Greenville, S.C.
1969	SAM	34-14	Birmingham, Ala.
1997	FUR	29-10	Birmingham, Ala.
1998	FUR	34-24	Greenville, S.C.
2004	FUR	45-10	Birmingham, Ala.
2005	FUR	45-23	Greenville, S.C.
2008	FUR	28-27	Birmingham, Ala.
2009	FUR	26-24	Greenville, S.C.
2010	FUR	27-10	Birmingham, Ala.
2011	SAM	26-21	Greenville, S.C.
2012	SAM	24-21	Birmingham, Ala.
2013	FUR	35-17	Greenville, S.C.
2014	SAM	45-0	Greenville, S.C.
2015	FUR	20-17	Birmingham, Ala.
2016	SAM	38-21	Greenville, S.C.
2017	SAM	26-20	Birmingham, Ala.
2018	SAM	38-25	Greenville, S.C.
2019	FUR	58-14	Birmingham, Ala.
2020-21	FUR	44-37 (OT)	Greenville, S.C.
2021	FUR	41-34	Birmingham, Ala.
2022	SAM	34-27	Greenville, S.C.
2023	FUR	27-21	Birmingham, Ala.

### Furman 63, The Citadel 37, 3 ties

At CIT: FUR leads 25-22-2

At FUR: FUR leads 35-15

At neutral sites: FUR leads 3-0-1

Maurice Drayton vs. FUR: 0-1

Last CIT win: 26-7 in 2020-21

Last FUR win: 28-14 in 2023

Longest CIT streak: 7 (1971-77)

Longest FUR streak: 9 (1982-90)

Last 10 meetings: Series tied 5-5

Current streak: FUR has won three

Largest CIT win: 75-0 in 1913

Largest FUR win: 58-13 in 1987

Year	Winner	Score	Site
1913	CIT	75-0	Charleston, S.C.
1919	FUR	21-6	Greenville, S.C.
1920	FUR	21-6	Charleston, S.C.
1921	FUR	42-0	Greenville, S.C.
1922	FUR	28-0	Florence, S.C.
1923	FUR	30-14	Greenville, S.C.
1924	CIT	6-0	Charleston, S.C.
1925	FUR	7-0	Greenville, S.C.
1926	FUR	7-0	Charleston, S.C.
1927	FUR	6-0	Charleston, S.C.
1928	FUR	13-0	Greenville, S.C.
1929	Tie	0-0	Charleston, S.C.
1930	FUR	31-6	Greenville, S.C.
1931	FUR	33-7	Charleston, S.C.
1932	FUR	20-0	Orangeburg, S.C.
1933	FUR	14-0	Greenville, S.C.
1934	FUR	6-0	Charleston, S.C.
1935	FUR	35-0	Greenville, S.C.
1936	FUR	13-7	Greenville, S.C.
1937	CIT	8-0	Charleston, S.C.
1938	CIT	9-6	Greenville, S.C.
1939	FUR	7-0	Charleston, S.C.
1940	FUR	36-7	Greenville, S.C.
1941	Tie	13-13	Charleston, S.C.
1942	FUR	20-0	Greenville, S.C.
1946	FUR	14-0	Charleston, S.C.
1947	FUR	7-0	Greenville, S.C.

1948	FUR	9-0	Greenville, S.C.
1949	FUR	19-7	Charleston, S.C.
1950	FUR	21-7	Greenville, S.C.
1951	FUR	35-14	Orangeburg, S.C.
1952	Tie	7-7	Orangeburg, S.C.
1953	FUR	27-0	Charleston, S.C.
1954	FUR	31-20	Greenville, S.C.
1955	CIT	25-19	Charleston, S.C.
1956	FUR	7-0	Greenville, S.C.
1957	CIT	18-14	Charleston, S.C.
1958	CIT	24-6	Greenville, S.C.
1959	CIT	18-14	Charleston, S.C.
1960	CIT	7-6	Greenville, S.C.
1961	CIT	9-8	Charleston, S.C.
1962	FUR	33-25	Greenville, S.C.
1963	FUR	34-25	Charleston, S.C.
1964	CIT	17-0	Greenville, S.C.
1965	CIT	28-0	Charleston, S.C.
1966	CIT	10-6	Greenville, S.C.
1967	FUR	14-6	Charleston, S.C.
1968	CIT	31-12	Greenville, S.C.
1969	CIT	37-21	Charleston, S.C.
1970	FUR	28-21	Greenville, S.C.
1971	CIT	35-33	Charleston, S.C.
1972	CIT	19-13	Greenville, S.C.
1973	CIT	26-21	Charleston, S.C.
1974	CIT	24-0	Greenville, S.C.
1975	CIT	13-9	Charleston, S.C.
1976	CIT	17-16	Greenville, S.C.
1977	CIT	10-3	Charleston, S.C.
1978	FUR	17-13	Greenville, S.C.
1979	FUR	45-44	Charleston, S.C.
1980	FUR	28-15	Greenville, S.C.
1981	CIT	35-18	Charleston, S.C.
1982	FUR	27-0	Greenville, S.C.
1983	FUR	49-21	Charleston, S.C.
1984	FUR	42-14	Greenville, S.C.
1985	FUR	42-0	Charleston, S.C.
1986	FUR	37-14	Greenville, S.C.
1987	FUR	58-13	Charleston, S.C.
1988	FUR	30-17	Greenville, S.C.
1989	FUR	44-9	Charleston, S.C.
1990	FUR	30-17	Greenville, S.C.
1991	CIT	10-6	Charleston, S.C.
1992	CIT	20-14	Greenville, S.C.
1993	CIT	20-10	Charleston, S.C.
1994	CIT	52-44	Greenville, S.C.
1995	FUR	24-3	Charleston, S.C.
1996	FUR	35-25	Greenville, S.C.
1997	FUR	21-7	Charleston, S.C.
1998	CIT	25-24	Greenville, S.C.
1999	FUR	31-17	Charleston, S.C.
2000	FUR	33-7	Greenville, S.C.
2001	FUR	30-7	Charleston, S.C.
2002	FUR	37-10	Greenville, S.C.
2003	CIT	10-9	Charleston, S.C.
2004	FUR	33-14	Greenville, S.C.
2005	FUR	39-31 (3OT)	Charleston, S.C.
2006	FUR	23-17	Greenville, S.C.
2007	CIT	54-51 (OT)	Charleston, S.C.
2008	FUR	34-20	Greenville, S.C.
2009	CIT	38-28	Charleston, S.C.
2010	FUR	31-14	Greenville, S.C.
2011	FUR	16-6	Charleston, S.C.
2012	CIT	42-20	Greenville, S.C.
2013	FUR	24-17	Charleston, S.C.
2014	CIT	42-35 (OT)	Charleston, S.C.
2015	CIT	38-17	Greenville, S.C.
2016	CIT	19-14	Charleston, S.C.
2017	FUR	56-20	Greenville, S.C.
2018	FUR	28-17	Charleston, S.C.
2019	CIT	27-10	Greenville, S.C.
2020-21	CIT	26-7	Charleston, S.C.
2021	FUR	24-14	Greenville, S.C.
2022	FUR	21-10	Charleston, S.C.
2023	FUR	28-14	Greenville, S.C.

### Furman 33, Chattanooga 21

At FUR: FUR leads 15-12

At UTC: FUR leads 18-9

Clay Hendrix vs. UTC: 6-2

Rusty Wright vs. FUR: 2-4

Last FUR win: 26-7 in 2023

Last UTC win: 13-3 in 2021

#SoConFB





## FURMAN VS. 2024 OPPONENTS



**FURMAN DEFENSIVE END JEREMIAH JACKSON**

**Longest FUR streak:** 15 (1995-09)  
**Longest UTC streak:** 5 (1928-68; 2012-16)  
**Last 10 meetings:** FUR leads 6-4  
**Current streak:** FUR has won three  
**Largest FUR win:** 63-21 in 2003  
**Largest UTC win:** 34-0 in 1957

Year	Winner	Score	Site
1928	UTC	15-0	Greenville, S.C.
1929	UTC	20-7	Chattanooga, Tenn.
1957	UTC	34-0	Greenville, S.C.
1959	UTC	20-7	Chattanooga, Tenn.
1968	UTC	31-14	Chattanooga, Tenn.
1970	FUR	18-16	Greenville, S.C. 6-4
1977	FUR	17-7	Chattanooga, Tenn.
1978	UTC	13-9	Greenville, S.C.
1979	UTC	45-14	Greenville, S.C.
1980	FUR	42-28	Chattanooga, Tenn.
1981	UTC	31-28	Greenville, S.C.
1982	UTC	16-13	Chattanooga, Tenn.
1983	FUR	28-14	Greenville, S.C.
1984	UTC	14-7	Chattanooga, Tenn.
1985	FUR	28-0	Greenville, S.C.
1986	FUR	21-10	Chattanooga, Tenn.
1987	UTC	16-14	Greenville, S.C.
1988	FUR	10-7	Chattanooga, Tenn.
1989	FUR	27-17	Greenville, S.C.
1990	FUR	38-21	Chattanooga, Tenn.
1991	FUR	24-21	Greenville, S.C.
1992	FUR	35-7	Chattanooga, Tenn.
1993	UTC	45-42	Chattanooga, Tenn.
1994	UTC	34-20	Greenville, S.C.
1995	FUR	23-21	Chattanooga, Tenn.
1996	FUR	42-21	Greenville, S.C.
1997	FUR	43-21	Chattanooga, Tenn.
1998	FUR	31-28	Greenville, S.C.
1999	FUR	40-35	Chattanooga, Tenn.
2000	FUR	45-44 (OT)	Greenville, S.C.
2001	FUR	42-10	Chattanooga, Tenn.

2002	FUR	35-7	Greenville, S.C.
2003	FUR	63-21	Chattanooga, Tenn.
2004	FUR	51-31	Greenville, S.C.
2005	FUR	56-35	Chattanooga, Tenn.
2006	FUR	28-22 (OT)	Greenville, S.C.
2007	FUR	28-22	Chattanooga, Tenn.
2008	FUR	35-10	Greenville, S.C.
2009	FUR	38-20	Chattanooga, Tenn.
2010	UTC	36-28	Greenville, S.C.
2011	FUR	14-7	Chattanooga, Tenn.
2012	UTC	31-10	Greenville, S.C.
2013	UTC	31-9	Chattanooga, Tenn.
2014	UTC	45-19	Greenville, S.C.
2015	UTC	31-3	Chattanooga, Tenn.
2016	UTC	21-14	Greenville, S.C.
2017	FUR	41-17	Chattanooga, Tenn.
2018	FUR	16-10	Greenville, S.C.
2019	FUR	35-20	Chattanooga, Tenn.
2020-21	UTC	20-18	Greenville, S.C.
2021	UTC	13-3	Chattanooga, Tenn.
2022	FUR	24-20	Greenville, S.C.
2023	FUR	17-14	Chattanooga, Tenn.
2023*	FUR	26-7	Greenville, S.C.

\*NCAA Playoff Games

**Furman 36, Western Carolina 13, 2 ties**

**At FUR:** FUR leads 19-6-1  
**At WCU:** FUR leads 17-7-1  
**Clay Hendrix vs. WCU:** 6-1  
**Kerwin Bell vs. FUR:** 1-2  
**Last FUR win:** 29-17 in 2023  
**Last WCU win:** 43-42 in 2021  
**Longest FUR streak:** 8 (2006-13)  
**Longest WCU streak:** 3 (1992-94)  
**Last 10 meetings:** FUR leads 7-3  
**Current streak:** FUR has won two  
**Largest FUR win:** 34-0 in 1975

**Largest WCU win:** 48-10 in 2015

Year	Winner	Score	Site
1971	FUR	21-14	Greenville, S.C.
1972	WCU	20-15	Cullowhee, N.C.
1975	FUR	34-0	Greenville, S.C.
1977	Tie	24-24	Greenville, S.C.
1978	FUR	24-7	Cullowhee, N.C.
1979	FUR	23-14	Greenville, S.C.
1980	FUR	28-14	Cullowhee, N.C.
1981	FUR	31-27	Cullowhee, N.C.
1982	FUR	12-6	Greenville, S.C.
1983	Tie	17-17	Cullowhee, N.C.
1983*	WCU	14-7	Greenville, S.C.
1984	WCU	20-19	Greenville, S.C.
1985	FUR	31-27	Cullowhee, N.C.
1986	WCU	19-13	Greenville, S.C.
1987	WCU	20-14	Cullowhee, N.C.
1988	FUR	31-0	Greenville, S.C.
1989	FUR	17-3	Cullowhee, N.C.
1990	FUR	42-9	Greenville, S.C.
1991	FUR	42-14	Cullowhee, N.C.
1992	WCU	29-27	Greenville, S.C.
1993	WCU	23-20	Cullowhee, N.C.
1994	WCU	35-24	Greenville, S.C.
1995	FUR	31-21	Cullowhee, N.C.
1996	FUR	45-30	Greenville, S.C.
1997	WCU	17-16	Cullowhee, N.C.
1998	FUR	31-7	Greenville, S.C.
1999	FUR	27-19	Cullowhee, N.C.
2000	FUR	38-14	Greenville, S.C.
2001	FUR	31-13	Cullowhee, N.C.
2002	FUR	24-23	Greenville, S.C.
2003	FUR	19-13	Cullowhee, N.C.
2004	FUR	31-10	Greenville, S.C.
2005	WCU	41-21	Cullowhee, N.C.
2006	FUR	42-7	Greenville, S.C.
2007	FUR	52-21	Cullowhee, N.C.
2008	FUR	28-21	Greenville, S.C.
2009	FUR	33-14	Cullowhee, N.C.
2010	FUR	31-17	Greenville, S.C.
2011	FUR	47-21	Cullowhee, N.C.
2012	FUR	45-24	Greenville, S.C.
2013	FUR	32-20	Cullowhee, N.C.
2014	WCU	35-17	Greenville, S.C.
2015	WCU	48-10	Cullowhee, N.C.
2016	FUR	49-21	Greenville, S.C.
2017	FUR	28-6	Cullowhee, N.C.
2018	FUR	44-38	Greenville, S.C.
2019	FUR	28-7	Cullowhee, N.C.
2020-21	FUR	35-17	Greenville, S.C.
2021	WCU	43-42	Cullowhee, N.C.
2022	FUR	47-40	Greenville, S.C.
2023	FUR	29-17	Cullowhee, N.C.

\*NCAA Playoffs

**Furman 31, VMI 10**

**At FUR:** FUR leads 18-3  
**At VMI:** FUR leads 13-7  
**Clay Hendrix vs. VMI:** 6-1  
**Danny Rocco vs. FUR:** 0-1  
**Last FUR win:** 37-3 in 2023  
**Last VMI win:** 14-13 in 2020-21  
**Longest FUR streak:** 21 (1980-02)  
**Longest VMI streak:** 5 (1974-79)  
**Last 10 meetings:** FUR leads 8-2  
**Current streak:** FUR has won three  
**Largest FUR win:** 58-0 in 1999; 65-7 in 2001  
**Largest VMI win:** 31-7 in 1972

Year	Winner	Score	Site
1946	VMI	26-7	Greenville, S.C.
1970	VMI	13-0	Lexington, Va.
1971	FUR	14-0	Greenville, S.C.
1972	VMI	31-7	Lexington, Va.
1973	FUR	19-13	Greenville, S.C.
1974	VMI	7-0	Lexington, Va.
1975	VMI	13-10	Greenville, S.C.
1976	VMI	17-3	Lexington, Va.
1977	VMI	31-28	Greenville, S.C.
1979	VMI	21-20	Lexington, Va.
1980	FUR	21-16	Greenville, S.C.
1981	FUR	33-21	Lexington, Va.
1982	FUR	38-3	Greenville, S.C.
1983	FUR	49-0	Lexington, Va.
1986	FUR	34-3	Lexington, Va.
1987	FUR	38-0	Greenville, S.C.
1988	FUR	31-13	Greenville, S.C.
1989	FUR	30-6	Lexington, Va.
1990	FUR	51-22	Greenville, S.C.
1991	FUR	46-28	Lexington, Va.
1992	FUR	41-13	Greenville, S.C.
1993	FUR	24-0	Greenville, S.C.





## FURMAN VS. 2024 OPPONENTS

1994	FUR	28-11	Lexington, Va.
1995	FUR	55-24	Greenville, S.C.
1996	FUR	31-14	Lexington, Va.
1997	FUR	35-14	Greenville, S.C.
1998	FUR	51-14	Lexington, Va.
1999	FUR	58-0	Greenville, S.C.
2000	FUR	35-21	Lexington, Va.
2001	FUR	65-7	Greenville, S.C.
2002	FUR	55-28	Lexington, Va.
2014	VMI	31-15	Lexington, Va.
2015	FUR	24-21	Greenville, S.C.
2016	FUR	24-10	Lexington, Va.
2017	FUR	42-10	Greenville, S.C.
2018	FUR	49-13	Lexington, Va.
2019	FUR	60-21	Greenville, S.C.
2020-21	VMI	14-13	Lexington, Va.
2021	FUR	37-31	Greenville, S.C.
2022	FUR	41-3	Lexington, Va.
2023	FUR	37-3	Greenville, S.C.

### Furman 56, Wofford 34, 7 ties

At FUR: FUR leads 35-11-5

At WOF: WOF leads 23-21-2

Clay Hendrix vs. WOF: 3-4

Shawn Watson vs. FUR: 1-1

Last FUR win: 63-28 in 2022

Last WOF win: 19-13 in 2023

Longest FUR streak: 19 (1917-47)

Longest WOF streak: 6 (1968-71)

Last 10 meetings: WOF leads 6-4

Current streak: WOF has won one

Largest FUR win: 69-0 in 1920

Largest WOF win: 44-0 in 1895

Year	Winner	Score	Site
1889	WOF	5-1	Spartanburg, S.C.
1889	WOF	2-1	Greenville, S.C.
1890	FUR	12-0	Spartanburg, S.C.
1890	FUR	28-2	Greenville, S.C.
1893	FUR	18-4	Greenville, S.C.
1895	WOF	44-0	Spartanburg, S.C.
1896	WOF	6-0	Spartanburg, S.C.
1900	Tie	0-0	Spartanburg, S.C.
1900	WOF	6-5	Greenville, S.C.
1901	FUR	17-0	Greenville, S.C.
1914	FUR	19-12	Greenville, S.C.
1915	FUR	25-0	Greenville, S.C.
1916	WOF	9-7	Spartanburg, S.C.
1917	FUR	18-3	Greenville, S.C.
1918	FUR	7-0	Spartanburg, S.C.
1919	FUR	7-6	Greenville, S.C.
1920	FUR	69-0	Spartanburg, S.C.
1921	FUR	62-0	Greenville, S.C.
1922	FUR	41-0	Spartanburg, S.C.
1928	FUR	26-0	Greenville, S.C.
1929	FUR	25-6	Spartanburg, S.C.
1930	FUR	14-0	Spartanburg, S.C.
1931	FUR	20-0	Greenville, S.C.
1932	FUR	24-0	Spartanburg, S.C.
1933	FUR	38-0	Greenville, S.C.
1934	FUR	13-0	Spartanburg, S.C.
1935	FUR	29-0	Greenville, S.C.
1936	FUR	31-0	Spartanburg, S.C.
1937	FUR	58-0	Greenville, S.C.
1941	FUR	40-19	Greenville, S.C.
1946	FUR	31-0	Greenville, S.C.
1947	FUR	20-6	Spartanburg, S.C.
1948	Tie	7-7	Greenville, S.C.
1950	Tie	13-13	Greenville, S.C.
1951	WOF	14-12	Spartanburg, S.C.
1952	FUR	29-21	Greenville, S.C.
1953	FUR	7-6	Spartanburg, S.C.
1954	WOF	19-0	Greenville, S.C.
1955	WOF	27-6	Spartanburg, S.C.
1956	WOF	18-6	Greenville, S.C.
1957	WOF	13-12	Spartanburg, S.C.
1958	FUR	40-39	Greenville, S.C.
1959	WOF	6-3	Spartanburg, S.C.
1960	FUR	41-26	Greenville, S.C.
1961	FUR	12-7	Spartanburg, S.C.
1962	FUR	34-21	Greenville, S.C.
1963	FUR	21-19	Spartanburg, S.C.
1964	WOF	21-14	Greenville, S.C.
1965	WOF	35-13	Spartanburg, S.C.
1966	Tie	15-15	Greenville, S.C.

1967	FUR	21-20	Spartanburg, S.C.
1968	WOF	13-7	Spartanburg, S.C.
1968	WOF	21-7	Greenville, S.C.
1969	WOF	49-7	Spartanburg, S.C.
1969	WOF	31-21	Greenville, S.C.
1970	WOF	28-13	Greenville, S.C.
1971	WOF	27-0	Spartanburg, S.C.
1972	FUR	24-7	Greenville, S.C.
1973	FUR	21-19	Spartanburg, S.C.
1974	FUR	21-20	Greenville, S.C.
1975	Tie	14-14	Spartanburg, S.C.
1976	FUR	56-14	Greenville, S.C.
1977	WOF	13-7	Spartanburg, S.C.
1978	FUR	36-12	Greenville, S.C.
1979	WOF	27-17	Spartanburg, S.C.
1980	Tie	14-14	Greenville, S.C.
1989	FUR	42-7	Greenville, S.C.
1993	Tie	14-14	Greenville, S.C.
1995	FUR	38-0	Greenville, S.C.
1996	FUR	33-3	Greenville, S.C.
1997	FUR	28-7	Greenville, S.C.
1998	WOF	40-20	Spartanburg, S.C.
1999	FUR	30-3	Greenville, S.C.
2000	FUR	27-18	Spartanburg, S.C.
2001	FUR	45-14	Greenville, S.C.
2002	FUR	23-21	Spartanburg, S.C.
2003	WOF	7-6	Greenville, S.C.
2004	FUR	31-24	Spartanburg, S.C.
2005	FUR	34-21	Greenville, S.C.
2006	FUR	35-21	Spartanburg, S.C.
2007	WOF	45-20	Greenville, S.C.
2008	WOF	35-10	Spartanburg, S.C.
2009	FUR	58-21	Greenville, S.C.
2010	WOF	38-17	Spartanburg, S.C.
2011	FUR	26-21	Greenville, S.C.
2012	WOF	20-17	Spartanburg, S.C.
2013	FUR	27-14	Greenville, S.C.
2014	FUR	31-14	Greenville, S.C.
2015	WOF	38-28	Spartanburg, S.C.
2016	WOF	34-27	Greenville, S.C.
2017	WOF	24-23	Spartanburg, S.C.
2017*	WOF	28-10	Spartanburg, S.C.
2018	FUR	34-14	Greenville, S.C.
2019	WOF	24-7	Spartanburg, S.C.
2021	FUR	42-20	Spartanburg, S.C.
2022	FUR	63-28	Greenville, S.C.
2023	WOF	19-13	Spartanburg, S.C.

\* NCAA Playoffs

### Furman 29, ETSU 9

At ETSU: FUR leads 12-6

At FUR: FUR leads 17-3

Trey Lamb vs. FUR: N/A

Clay Hendrix vs. ETSU: 5-2

Last ETSU win: 17-13 in 2021

Last FUR win: 16-8 in 2023

Longest ETSU streak: 3 (1996-98)

Longest FUR streak: 9 (1987-95)

Last 10 meetings: FUR leads 8-2

Current streak: FUR has won two

Largest ETSU win: 58-28 in 1997

Largest FUR win: 52-7 in 2016

Year	Winner	Score	Site
1957	FUR	13-7	Greenville, S.C.
1973	FUR	40-21	Greenville, S.C.
1974	ETSU	24-13	Johnson City, Tenn.
1977	FUR	42-12	Greenville, S.C.
1978	FUR	35-14	Johnson City, Tenn.
1979	ETSU	28-24	Greenville, S.C.
1980	FUR	33-21	Johnson City, Tenn.
1981	FUR	21-0	Greenville, S.C.
1982	FUR	20-15	Johnson City, Tenn.
1983	FUR	28-7	Greenville, S.C.
1984	FUR	28-16	Johnson City, Tenn.
1985	FUR	35-31	Greenville, S.C.
1986	ETSU	25-13	Johnson City, Tenn.
1987	FUR	24-13	Greenville, S.C.
1988	FUR	31-14	Johnson City, Tenn.
1989	FUR	44-20	Greenville, S.C.
1990	FUR	29-13	Johnson City, Tenn.
1991	FUR	52-23	Greenville, S.C.
1992	FUR	45-14	Johnson City, Tenn.

1993	FUR	45-21	Greenville, S.C.
1994	FUR	33-21	Johnson City, Tenn.
1995	FUR	21-15	Greenville, S.C.
1996	ETSU	21-19	Johnson City, Tenn.
1997	ETSU	58-28	Greenville, S.C.
1998	ETSU	22-19 (2OT)	Johnson City, Tenn.
1999	FUR	48-21	Greenville, S.C.
2000	ETSU	23-21	Johnson City, Tenn.
2001	FUR	31-6	Greenville, S.C.
2002	FUR	25-0	Johnson City, Tenn.
2003	FUR	30-10	Greenville, S.C.
2016	FUR	52-7	Johnson City, Tenn.
2017	FUR	56-35	Greenville, S.C.
2018	ETSU	29-27	Johnson City, Tenn.
2019	FUR	17-10	Greenville, S.C.
2020-21	FUR	17-13	Johnson City, Tenn.
2021	ETSU	17-13	Greenville, S.C.
2022	FUR	27-14	Johnson City, Tenn.
2023	FUR	16-8	Greenville, S.C.

### Furman 12, Mercer 8, 2 ties

At FUR: FUR leads 5-3-2

At MER: FUR leads 7-5

Clay Hendrix vs. MER: 5-2

Mike Jacobs vs. FUR: N/A

Last FUR win: 38-14 in 2023

Last MER win: 24-3 in 2021

Longest FUR streak: 4 (1934-14)

Longest MER streak: 3 (1923-25)

Last 10 meetings: FUR leads 6-4

Current streak: FUR has won two

Largest FUR win: 37-0 in 1921

Largest MER win: 39-0 in 1914

Year	Winner	Score	Site
1914	MER	39-0	Macon, Ga.
1921	FUR	37-0	Greenville, S.C.
1923	MER	6-3	Macon, Ga.
1924	MER	23-0	Greenville, S.C.
1925	MER	17-0	Macon, Ga.
1926	Tie	13-13	Greenville, S.C.
1927	FUR	27-13	Macon, Ga.
1932	FUR	2-0	Macon, Ga.
1933	Tie	6-6	Greenville, S.C.
1934	FUR	9-3	Macon, Ga.
1935	FUR	32-0	Greenville, S.C.
1936	FUR	20-9	Macon, Ga.
2014	FUR	25-20	Macon, Ga.
2015	MER	27-20 (OT)	Greenville, S.C.
2016	MER	27-24	Macon, Ga.
2017	FUR	28-21	Greenville, S.C.
2018	FUR	35-30	Macon, Ga.
2019	FUR	45-10	Greenville, S.C.
2020-21	MER	26-14	Macon, Ga.
2021	MER	24-3	Greenville, S.C.
2022	FUR	23-13	Macon, Ga.
2023	FUR	38-14	Greenville, S.C.

#SoConFB

# PALADINS



## FURMAN YEAR-BY-YEAR

Year	Overall	SoCon	Place	Coach
1889	0 2 0			William Beattie
1890	2 0 0			H.C. Granger
1891	0 1 0			
1892	1 0 0			H.P. Young
1893	1 1 0			
1894	No team			
1895	0 2 0			
1896	2 3 0			Harry Sims
1897-99	No team			
1900	0 2 1			Frank Spencer
1901	1 2 1			C.S. Roller
1902	4 3 4			C.S. Roller
1903-12	No team			
1913	6 3 0			W.C. "Cuppy" Farmer
1914	2 5 0			W.B. Bible
1915	5 3 0			W.L. Laval
1916	4 5 0			W.L. Laval
1917	3 5 0			W.L. Laval
1918	3 5 1			W.L. Laval
1919	6 2 1			W.L. Laval
1920	9 1 0			W.L. Laval
1921	7 2 1			W.L. Laval
1922	8 3 0			W.L. Laval
1923	9 2 0			W.L. Laval
1924	5 5 0			W.L. Laval
1925	7 3 0			W.L. Laval
1926	8 1 1			W.L. Laval
1927	10 1 0			W.L. Laval
1928	5 4 0			T.B. Amis
1929	5 4 1			T.B. Amis
1930	6 3 1			T.B. Amis
1931	5 2 2			T.B. Amis
1932	8 1 0			A.P. "Dizzy" McLeod
1933	6 1 2			A.P. "Dizzy" McLeod
1934	5 4 0			A.P. "Dizzy" McLeod
1935	8 1 0			A.P. "Dizzy" McLeod
1936	7 2 0	4 1 0	3rd	A.P. "Dizzy" McLeod
1937	4 3 2	1 2 0	11th	A.P. "Dizzy" McLeod
1938	2 7 1	0 4 0	14th	A.P. "Dizzy" McLeod
1939	5 4 0	3 3 0	t-6th	A.P. "Dizzy" McLeod
1940	5 4 0	4 3 0	8th	A.P. "Dizzy" McLeod
1941	3 4 2	2 3 0	9th	A.P. "Dizzy" McLeod
1942	3 6 0	3 3 0	7th	A.P. "Dizzy" McLeod
1943-45	No team			
1946	2 8 0	1 4 0	t-13th	R.W. Smith
1947	2 7 0	1 4 0	t-14th	R.W. Smith
1948	2 6 1	2 4 0	t-10th	H.E. Smith
1949	3 6 0	3 3 0	t-9th	H.E. Smith
1950	2 8 1	2 4 0	13th	Bill Young
1951	3 6 1	1 4 1	15th	Bill Young
1952	6 3 1	2 2 1	7th	Bill Young
1953	7 2 0	2 0 0	2nd	Bill Young
1954	5 5 0	2 0 0	2nd	Bill Young
1955	1 9 0	1 1 0	7th	Homer Hobbs
1956	2 8 0	2 2 0	5th	Homer Hobbs
1957	3 7 0	2 1 0	4th	Homer Hobbs
1958	2 7 0	1 2 0	8th	Bob King
1959	3 7 0	3 2 0	4th	Bob King
1960	5 4 1	2 2 0	5th	Bob King
1961	7 3 0	2 2 0	5th	Bob King
1962	4 6 0	2 2 0	5th	Bob King
1963	7 3 0	3 2 0	4th	Bob King
1964	3 7 0	1 4 0	t-8th	Bob King
1965	5 5 0	2 3 0	t-6th	Bob King
1966	2 7 1	1 4 0	t-8th	Bob King
1967	5 5 0	2 3 0	t-5th	Bob King
1968	1 9 0	0 4 0	7th	Bob King
1969	1 8 1	0 4 0	t-6th	Bob King
1970	8 3 0	3 2 0	3rd	Bob King
1971	5 5 1	2 3 0	5th	Bob King
1972	2 9 1	1 6 0	7th	Bob King
1973	7 4 0	3 3 0	4th	Art Baker
1974	5 6 0	2 4 0	7th	Art Baker
1975	5 5 1	2 4 0	t-6th	Art Baker
1976	6 4 1	2 2 1	t-3rd	Art Baker
1977	4 5 2	3 2 1	4th	Art Baker
1978	8 3 0	4 1 0	t-1st	Dick Sheridan

Year	Overall	SoCon	Place	Coach
1979	5 6 0	4 3 0	4th	Dick Sheridan
1980	9 1 1	7 0 0	1st	Dick Sheridan
1981	8 3 0	5 2 0	1st	Dick Sheridan
1982	9 3 0	6 1 0	1st	Dick Sheridan
1983	10 2 1	6 0 1	1st	Dick Sheridan
1984	8 3 0	3 3 0	4th	Dick Sheridan
1985	12 2 0	6 0 0	1st	Dick Sheridan
1986	7 3 2	4 2 1	3rd	Jimmy Satterfield
1987	7 4 0	4 3 0	t-3rd	Jimmy Satterfield
1988	13 2 0	6 1 0	t-1st	Jimmy Satterfield
1989	12 2 0	7 0 0	1st	Jimmy Satterfield
1990	9 4 0	6 1 0	1st	Jimmy Satterfield
1991	7 4 0	4 3 0	t-4th	Jimmy Satterfield
1992	6 5 0	4 3 0	5th	Jimmy Satterfield
1993	5 5 1	4 4 0	t-4th	Jimmy Satterfield
1994	3 8 0	2 6 0	t-7th	Bobby Johnson
1995	6 5 0	5 3 0	t-3rd	Bobby Johnson
1996	9 4 0	6 2 0	3rd	Bobby Johnson
1997	7 4 0	5 3 0	t-3rd	Bobby Johnson
1998	5 6 0	3 5 0	t-6th	Bobby Johnson
1999	9 3 0	7 1 0	t-1st	Bobby Johnson
2000	9 3 0	6 2 0	t-2nd	Bobby Johnson
2001	12 3 0	7 1 0	t-1st	Bobby Johnson
2002	8 4 0	6 2 0	t-2nd	Bobby Lamb
2003	6 5 0	4 4 0	t-4th	Bobby Lamb
2004	10 3 0	6 1 0	t-1st	Bobby Lamb
2005	11 3 0	5 2 0	t-2nd	Bobby Lamb
2006	8 4 0	6 1 0	2nd	Bobby Lamb
2007	6 5 0	4 3 0	t-3rd	Bobby Lamb
2008	7 5 0	4 4 0	t-4th	Bobby Lamb
2009	6 5 0	5 3 0	3rd	Bobby Lamb
2010	5 6 0	3 5 0	6th	Bobby Lamb
2011	6 5 0	5 3 0	4th	Bruce Fowler
2012	3 8 0	2 6 0	7th	Bruce Fowler
2013	8 6 0	6 2 0	t-1st	Bruce Fowler
2014	3 9 0	2 5 0	6th	Bruce Fowler
2015	4 7 0	2 5 0	t-6th	Bruce Fowler
2016	3 8 0	3 5 0	6th	Bruce Fowler
2017	8 5 0	6 2 0	t-2nd	Clay Hendrix
2018	6 4 0	6 2 0	t-1st	Clay Hendrix
2019	8 5 0	6 2 0	2nd	Clay Hendrix
2020-21	3 4 0	3 4 0	6th	Clay Hendrix
2021	6 5 0	4 4 0	t-4th	Clay Hendrix
2022	10 3 0	7 1 0	2nd	Clay Hendrix
2023	10 3 0	7 1 0	1st	Clay Hendrix
<b>Total</b>	<b>645-499-38</b>	<b>298-225-11</b>		

## ALL-TIME FURMAN COACHES

Coach	Seasons	Years	W	L	T	Pct.
William Beattie	1889	1	0	2	0	.000
H.C. Granger	1890	1	2	0	0	1.00
H.P. Young	1892	1	1	0	0	1.00
Harry Sims	1896	1	2	3	0	.400
Frank Spencer	1900	1	0	2	1	.167
C.S. Roller	1901-02	2	5	5	5	.500
W.C. "Cuppy" Farmer	1913	1	6	3	0	.667
W.B. Bible	1914	1	2	6	0	.250
W.L. Laval	1915-27	13	84	37	4	.688
T.B. Amis	1928-31	4	21	13	4	.605
A.P. "Dizzy" McLeod	1932-42	11	56	37	7	.595
R.W. Smith	1946-47	2	4	15	0	.211
H.E. Smith	1948-49	2	5	12	1	.306
Bill Young	1950-54	5	23	24	3	.490
Homer Hobbs	1955-57	3	6	24	0	.250
Bob King	1958-72	15	60	88	4	.408
Art Baker	1973-77	5	27	24	4	.527
Dick Sheridan	1978-85	8	69	23	2	.745
Jimmy Satterfield	1986-93	8	66	29	3	.689
Bobby Johnson	1994-01	8	60	36	0	.625
Bobby Lamb	2002-10	9	67	40	0	.626
Bruce Fowler	2011-16	6	27	43	0	.386
Clay Hendrix	2017-present	7	51	29	0	.638



**PALADIN STADIUM (14,518)**





## HEAD COACH MIKE JACOBS

**Alma mater (year):**.....Ohio State (2001)  
**Hometown:**.....Maumee, Ohio  
**Career record (years):**.....74-17 (8)  
**School record (years):**.....0-0 (First)  
**SoCon record (years):**.....0-0 (First)  
**FCS Playoff appearances:**.....0



## JACOBS'S YEAR-BY-YEAR RECORD

Year	School	SoCon	Overall
2016	Notre Dame (Ohio)		9-2
2017	Notre Dame (Ohio)		8-3
2018	Notre Dame (Ohio)		13-1
2019	Notre Dame (Ohio)		12-2
2020-21	Lenoir-Rhyne		3-1
2021	Lenoir-Rhyne		8-3
2022	Lenoir-Rhyne		8-3
2023	Lenoir-Rhyne		13-2
<b>Notre Dame (Ohio) (4)</b>			<b>42-8 (.850)</b>
<b>Lenoir-Rhyne (4)</b>			<b>32-9 (.780)</b>
<b>Career (8)</b>			<b>74-17 (.813)</b>

## 2024 COACHING STAFF

Assoc. Head Coach/Linebackers ..... Shawn Chaffee (College of Wooster, 2013)  
 Defensive Coordinator/Safeties ..... Jahmal Brown (Bowling Green, 2010)  
 Offensive Coordinator/Quarterbacks ..... Anthony Soto (UC Davis, 2012)  
 Recruiting Coordinator/Running Backs ..... Fred Jones (Tusculum, 2013)  
 Special Teams Coordinator ..... Matt Ulrich (Winona State, 2012)  
 Wide Receivers ..... Devin Figaro (Louisiana-Lafayette, 2014)  
 Defensive Line ..... Jimmy Long (Lenoir-Rhyne, 2014)  
 Tight Ends ..... Shaedon Meadors (Appalachian State, 2017)  
 Offensive Line ..... Tyler Orlosky (West Virginia, 2016)  
 Defensive Backs ..... Chris Vega (Delaware Valley, 2014)

## 2024 ROSTER

No.	FULL NAME	POS.	HT.	WT.	CL.	HOMETOWN / PREVIOUS SCHOOL							
0	Brayden Manley	DL	6-2	245	So.	Vanceboro, N.C. / West Craven HS	46	Isaac Prince	LB	6-0	215	R-So.	Snellville, Ga. / Shiloh HS
1	D.J. Smith	QB	6-2	200	Jr.	Greenwood, Miss. / Jones JC	47	Aiden Styan	K	5-11	190	Fr.	Richmond Hill, Ga. / Richmond Hill HS
2	Apollos Cook	WR	6-3	210	R-Fr.	Lexington, S.C. / Duke	48	Mic Wasson	LB	6-3	215	Jr.	Glennville, Ga. / Pinewood Christian Academy
2	Myles Redding	S	6-1	195	Sr.	Mableton, Ga. / Whitefield Academy	49	Carson Griffin	DL	6-3	250	Sr.	Calhoun, Ga. / Calhoun HS
3	Isaac Dowling	LB	5-9	225	Sr.	Snellville, Ga. / Shiloh HS	51	Drew Clare	LB	6-2	225	R-So.	Alpharetta, Ga. / Denmark HS
3	Dwayne McGee	RB	5-8	180	Sr.	Kissimmee, Fla. / Lenoir-Rhyne	52	Wyatt Hester	LB	6-0	190	Fr.	Newberry, Fla. / Newberry HS
4	Lonnie Ratliff IV	QB	5-11	210	R-So.	Duluth, Ga. / Louisiana Tech	53	Royce Izundu	KAT	6-0	225	R-Jr.	Grayson, Ga. / Greater Atlanta Christian HS
4	Donovan Watkins	DB	5-11	180	R-Fr.	Winnboro, S.C. / Fairfield Central HS	54	Justin Brett	OL	5-11	265	R-So.	Sandersville, Ga. / Washington County HS
5	Javarius George	WR	5-10	170	Fr.	Dallas, Ga. / North Paulding HS	55	EJ Johnson	OL	6-5	285	Jr.	Toledo, Ohio / Youngstown State
6	Marques Thomas	LB	6-0	225	Sr.	Bessemer, Ala. / McAdory HS	56	Jaiden Hamilton	LS	6-2	215	So.	Carrollton, Ga. / Carrollton HS
7	Kendall Harris	WR	6-1	200	R-Fr.	Concord, N.C. / Cox Mill HS	57	Tyler Murray	OL	6-2	285	Fr.	Altavista, Va. / Liberty Christian Academy
7	Carmelo O'neal	S	6-4	200	Fr.	Atlanta, Ga. / Westlake HS	58	Elliott Kuykendall	LB	6-1	240	R-Fr.	Milton, Ga. / Cambridge HS
8	TJ Moore	CB	6-0	185	Sr.	Riverdale, Ga. / Riverdale HS	59	Tim Maddox	OL	6-2	300	R-Jr.	Columbus, Ga. / Northside HS
8	Whitt Newbauer	QB	6-6	225	Fr.	Raleigh, N.C. / Cardinal Gibbons HS	60	Joshua Williams	DL	6-0	245	R-Jr.	Sherrills Ford, N.C. / East Carolina
9	Beau Green	QB	6-1	215	R-Fr.	Madera, Calif. / Madera HS	61	Avery Ferris	OL	6-3	290	R-Fr.	Auburn, Ala. / Auburn HS
10	Parker Wroble	WR	5-10	185	Sr.	Hoschton, Ga. / Air Force Prep	62	Jep Hudspeth	OL	6-2	265	R-Fr.	Savannah, Ga. / Savannah Christian HS
11	Dainsus Miller	CB	5-10	170	Jr.	Fairburn, Ga. / Marshall	63	Eli Edwards	OL	6-5	305	R-So.	Cumming, Ga. / North Forsyth HS
12	Hess Horne	QB	6-2	185	R-Jr.	Eufaula, Ala. / Missouri State	64	Riley Adcock	OL	6-0	270	Sr.	Dacula, Ga. / Dacula HS
13	Kelin Parsons	WR	6-2	205	Sr.	Winston-Salem, N.C. / Lenoir-Rhyne	65	Simon Mermuys	OL	6-4	265	Fr.	Chapel Hill, N.C. / Chapel Hill HS
14	Chris Joines	S	6-3	195	Jr.	Winston-Salem, N.C. / Myrtle Beach Prep	67	Pierson Sears	OL	6-1	255	Fr.	Canton, Ga. / Creekvew HS
15	Neko Fann	QB	5-10	175	Fr.	Moultrie, Ga. / Colquitt County HS	69	Jay Culbreth	DL	6-1	225	R-Fr.	Dallas, Ga. / East Paulding HS
15	Ken Standley	LB	5-11	225	R-Sr.	Waycross, Ga. / Ware County HS	70	Xavier Jennings	OL	6-2	305	Gr.	Shelby, N.C. / Lenoir-Rhyne
16	Christian Davis	S	5-10	190	R-So.	Tuscaloosa, Ala. / Army	71	Israel Mukwiza	OL	6-1	320	R-Sr.	Bronx, N.Y. / Alabama A&M
17	Kaleb Hutchinson	DB	6-0	185	R-So.	Augusta, Ga. / Coastal Carolina	72	Michael Horton	OL	6-4	280	Fr.	Macon, Ga. / Westside HS
17	Malib Tobias	WR	5-11	175	Gr.	Concord, N.C. / JUNC Pembroke	73	Kurt Armstrong	OL	6-4	325	Fr.	Baker, Fla. / Baker HS
18	Adjayt Dabbs	WR	6-0	170	R-Fr.	Greenville, Tenn. / Greenville HS	74	Amarii Atchison	OL	6-8	300	R-Fr.	Douglasville, Ga. / Alexander HS
19	John McConnell	P	6-3	190	R-Jr.	Morgantown, W.Va. / Marshall	75	Bryce McNaair	OL	6-5	295	Gr.	Fort Lauderdale, Fla. / Southern
20	Ryan McNally	DB	5-9	170	Fr.	Winder, Ga. / Winder-Barrow HS	76	William Cotney	OL	6-1	260	R-Fr.	Ocala, Fla. / West Port HS
21	Victor Pless	DB	5-10	175	Gr.	Kennesaw, Ga. / Minnesota	77	Luke Schultz	OL	6-7	295	Fr.	Birmingham, Ala. / Briarwood Christian HS
21	Brayden Smith	WR	5-10	185	So.	Macon, Ga. / Tattall Square Academy	78	Ian Hover	OL	6-2	310	R-Sr.	Atlanta, Ga. / Texas State
22	Carter Kermott	DB	5-11	180	Fr.	Carlsbad, Calif. / La Costa Canyon HS	79	Matthew Johnson	OL	6-3	300	R-So.	Marbury, Ala. / Troy
22	CJ Miller	RB	5-11	230	R-So.	Gadsden, Ala. / Gadsden City HS	80	Lake Thoman	WR	5-10	180	R-Fr.	Alpharetta, Ga. / Denmark HS
23	Sam Connell	DB	6-0	165	Fr.	Augusta, Ga. / Augusta Prep	81	Scotter Risper	WR	5-10	175	R-Sr.	West Macon, Ga. / West Georgia
23	Travis Solomon	WR	6-1	190	Jr.	Macon, Ga. / Northeast HS	82	Cole Shaw	WR	6-2	195	Fr.	Thomasville, Ga. / Thomasville HS
24	Roman Douthit	DB	5-10	155	Fr.	Atlanta, Ga. / Lakeside HS	83	Camauri Simmons	WR	5-10	160	Fr.	Hardeeville, S.C. / Navy Prep
24	Matthew Miller	WR	5-10	180	Fr.	Lilburn, Ga. / Providence Christian Academy	84	Zachary Lowe	WR	5-8	170	Fr.	Apex, N.C. / Apex HS
25	Tyrell Coard	RB	6-0	205	So.	Charlotte, N.C. / Cox Mill HS	85	Sawyer Burt	TE	6-5	250	R-So.	Fort Payne, Ala. / Fort Payne HS
26	Tucker Mix	WR	5-10	165	R-So.	Gray, Ga. / Jones County HS	86	Samuel Albee	TE	6-5	235	So.	Dunwoody, Ga. / Fellowship Christian School
27	Micah Bell	RB	5-10	205	R-So.	McDonough, Ga. / Charlotte	87	Knox Hollis	TE	6-1	240	R-Fr.	Covington, La. / Northlake Christian HS
28	Amari Brown	S	5-9	195	Jr.	Lovejoy, Ga. / Reinhardt	88	Ty Everson	TE	6-3	235	So.	Blackshear, Ga. / Navy Prep
29	Kaleb Frost	CB	6-1	175	R-So.	Summerville, S.C. / Cane Bay HS	89	Ian Garcia	P	6-0	210	R-So.	Windermere, Fla. / Foundation Academy
30	Brayden Dudley	DL	6-2	255	R-So.	Burford, Ga. / West Virginia	90	Tucker Wilson	LB	5-11	230	R-So.	Springfield, Ga. / Effingham County HS
31	Myles Weston	CB	5-11	175	R-So.	Port Charlotte, Fla. / Venice HS	91	Jordan Swain	DL	6-3	290	R-Sr.	Brunswick, Ga. / Glynn Academy
32	Kai Reyes	CB	5-11	190	Fr.	Jacksonville, Fla. / Fletcher HS	92	Sully Croker	K	6-0	180	R-Fr.	Auburn, Ga. / Providence Christian Academy
33	Antonio Butts Jr.	LB	6-1	215	Fr.	Savannah, Ga. / Effingham County HS	93	Reice Griffith	K	5-11	170	So.	Pace, Fla. / Pace HS
34	Nelson Woghiren	DB	6-0	190	Fr.	Marietta, Ga. / Kell HS	94	Andrew Zock	DL	6-2	250	Fr.	Citra, Fla. / Hawthorne HS
35	Langston White	RB	5-9	190	R-Jr.	Decatur, Ga. / Cedar Grove HS	95	RJ Evans	DL	6-1	285	Gr.	High Point, N.C. / Towson
36	Bryce Addison	K	5-9	175	R-So.	Saint Augustine, Fla. / Pedro Menendez HS	96	Arius Nash	DL	6-1	275	Jr.	Charlotte, N.C. / Stuart Cramer HS
37	Tripp Slaton	LB	6-1	215	R-So.	Newnan, Ga. / Newnan HS	97	Kody Arnold	P	5-10	175	So.	Brunswick, Ga. / Glynn Academy
38	Juan Johnson	S	5-11	195	Jr.	Savannah, Ga. / Calvary Day School	98	Chris Hill	DL	6-1	295	R-Sr.	Statesboro, Ga. / Statesboro HS
39	Billy Martin	RB	5-8	175	Fr.	Swainsboro, Ga. / David Emanuel Academy	99	Aden Gamese	DL	6-1	285	R-So.	Bellevue, Neb. / Bellevue West HS
40	Isaiah Washburn	KAT	5-11	230	Jr.	Clearwater, Fla. / Air Force Prep		Nate Brooks	DB	5-10	180	So.	Kathleen, Ga. / Veterans HS
41	Julian Fox	LB	6-10	220	So.	Cordele, Ga. / Crisp County HS		Justin Gilbert	DL	6-3	245	R-Jr.	Dallas, Ga. / Savannah State
42	Christian Hanson	KAT	6-0	235	Jr.	Senoia, Ga. / Trinity Christian Academy		Claumy Jean-Francois Jr.	WR	6-0	185	Sr.	Miami, Fla. / Florida International
43	Myles Jones	KAT	6-1	235	R-Jr.	Charlotte, N.C. / Hough HS		Mikeal Sullivan	WR	6-0	195	R-So.	Augusta, Ga. / Augusta Christian School
44	Jonathan Powers	LB	6-1	220	Fr.	Newberry, Fla. / Newberry HS		Aiden Wilson	LS	5-10	200	R-Fr.	Buford, Ga. / Bowling Green State
45	Tommy Bliss	S	5-11	195	R-So.	Richmond Hill, Ga. / Richmond Hill HS							

#SoConFB



## 2024 SCHEDULE

Aug. 29 (7 p.m.) <b>Presbyterian</b>		Oct. 19 (TBA) <b>at Samford*</b>	
Sept. 7 (3 p.m.) <b>at Bethune-Cookman</b>		Oct. 26 (3:30 p.m.) <b>Western Carolina*</b>	
Sept. 14 (6 p.m.) <b>at Chattanooga*</b>		Nov. 2 (3 p.m.) <b>ETSU*</b>	
Sept. 21 (6 p.m.) <b>The Citadel*</b>		Nov. 9 (TBA) <b>at VMI*</b>	
Sept. 28 (1:30 p.m.) <b>at Wofford*</b>		Nov. 16 (1 p.m.) <b>at Alabama</b>	
Oct. 12 (3:30 p.m.) <b>Princeton</b>		Nov. 23 (2 p.m.) <b>Furman*</b>	

\* Southern Conference game

## MERCER BEARS

### Basic information

Location: ..... Macon, Ga.  
 Founded: ..... 1833  
 Enrollment: ..... 9,000  
 Nickname: ..... Bears  
 Colors: ..... Orange and Black  
 President: ..... William D. Underwood  
 Director of athletics: ..... Jim Cole  
 Stadium: ..... Five Star Stadium  
 Capacity: ..... 10,200

### Media relations

Football contact: ..... Todd Anderson  
 Email: ..... anerson\_t02@mercer.edu  
 Office: ..... 478-301-5500  
 Cell: ..... 662-312-1829  
 Press box phone: ..... 478-943-4355  
 Website: ..... MercerBears.com

### Team information

2023 record: ..... 7-4  
 SoCon record: ..... 6-2 (t-2nd)  
 Home: ..... 5-1  
 Away: ..... 3-3  
 Lettermen returning/lost: ..... 54/30  
 Off. starters returning/lost: ..... 4/7  
 Def. starters returning/lost: ..... 6/5  
 Specialists returning/lost: ..... 2/1  
 Basic offense: ..... Multiple  
 Basic defense: ..... Multiple



Todd Anderson  
Football SID

### SoCon titles (0)

### FCS Playoff appearances (1) 2023



**MERCER DEFENSIVE BACK  
MYLES WESTON**



**MERCER LINEBACKER KEN STANDLEY**





## 2023 TEAM STATISTICS

TEAM STATISTICS	MER	OPP
<b>SCORING</b>	317	311
Points Per Game	24.4	23.9
<b>FIRST DOWNS</b>	228	232
Rushing	103	93
Passing	99	118
Penalty	26	21
<b>RUSHING YARDAGE</b>	1910	1628
Yards gained rushing	2310	1922
Yards lost rushing	400	294
Rushing Attempts	509	438
Average Per Rush	3.8	3.7
Average Per Game	146.9	125.2
TDs Rushing	23	14
<b>PASSING YARDAGE</b>	2279	2858
Comp-Att-Int	202-307-5	248-415-14
Average Per Pass	7.4	6.9
Average Per Catch	11.3	11.5
Average Per Game	175.3	219.8
TDs Passing	11	22
<b>TOTAL OFFENSE</b>	4189	4486
Total Plays	816	853
Average Per Play	5.1	5.3
Average Per Game	322.2	345.1
<b>KICK RETURNS: #-Yards</b>	32-661	50-854
<b>PUNT RETURNS: #-Yards</b>	28-339	18-161
<b>INT RETURNS: #-Yards</b>	14-173	5-64
<b>KICK RETURN AVERAGE</b>	20.7	17.1
<b>PUNT RETURN AVERAGE</b>	12.1	8.9
<b>INT RETURN AVERAGE</b>	12.4	12.8
<b>FUMBLES-LOST</b>	20-13	16-11
<b>PENALTIES-Yards</b>	77-694	76-703
Average Per Game	53.4	54.1
<b>PUNTS-Yards</b>	73-2684	61-2601
Average Per Punt	36.8	42.6
Net punt average	33.2	36.4
TIME OF POSSESSION/Game	30:16	29:34
<b>3RD-DOWN Conversions</b>	57/167	67/186
3rd-Down Pct	34%	36%
<b>4TH-DOWN Conversions</b>	10/18	16/28
4th-Down Pct	56%	57%
<b>SACKS BY-Yards</b>	30-150	33-215
<b>MISC YARDS</b>	17	0
<b>TOUCHDOWNS SCORED</b>	36	32
<b>FIELD GOALS-ATTEMPTS</b>	10-15	18-24
<b>ON-SIDE KICKS</b>	0-0	1-1
<b>RED-ZONE SCORES</b>	(32-43) 74%	(41-49) 84%
<b>RED-ZONE TOUCHDOWNS</b>	(23-43) 53%	(25-49) 51%
<b>PAT-ATTEMPTS</b>	(37-37) 100%	(35-36) 97%
<b>ATTENDANCE</b>	42481	113286
Games/Avg Per Game	6/7080	6/18881
Neutral Site Games		1/5566

### SCORE BY QUARTERS

	1st	2nd	3rd	4th	Total
Mercer	76	79	72	90	317
Opponents	57	101	79	74	311

## 2023 INDIVIDUAL STATISTICS

RUSHING	GP	Att	Gain	Loss	Net	Avg	TD	Long	Avg/G
Al Wooten II	13	152	742	27	715	4.7	6	76	55.0
Carter Peevy	13	125	581	257	324	2.6	12	75	24.9
Coard, Tyrell	10	48	253	9	244	5.1	2	28	24.4
Micah Bell	11	67	230	27	203	3.0	1	18	18.5
Devron Harper	13	26	202	17	185	7.1	1	37	14.2
Brayden Smith	10	6	93	0	93	15.5	1	50	9.3
Parker Wroble	11	24	90	0	90	3.8	0	10	8.2
Langston White	4	19	52	6	46	2.4	0	9	11.5
Chris Hill	12	1	24	0	24	24.0	0	24	2.0
Mike McGowan	4	10	21	3	18	1.8	0	6	4.5
Hess Horne	12	2	14	0	14	7.0	0	13	1.2
Ty James	13	3	8	7	1	0.3	0	6	0.1
Scotter Risper	12	1	0	3	-3	-3.0	0	0	-0.2
Kody Arnold	6	1	0	4	-4	-4.0	0	0	-0.7
TEAM	13	24	0	40	-40	-1.7	0	0	-3.1
<b>Total.....</b>	<b>13</b>	<b>509</b>	<b>2310</b>	<b>400</b>	<b>1910</b>	<b>3.8</b>	<b>23</b>	<b>76</b>	<b>146.9</b>
<b>Opponents.....</b>	<b>13</b>	<b>438</b>	<b>1922</b>	<b>294</b>	<b>1628</b>	<b>3.7</b>	<b>14</b>	<b>80</b>	<b>125.2</b>

PASSING	GP	Effic	Comp-Att-Int	Pct	Yards	TD	Long	Avg/G
Carter Peevy	13	138.09	201-303-5	66.3	2275	11	75	175.0
Hess Horne	12	44.53	1-3-0	33.3	4	0	4	0.3
TEAM	13	0.00	0-1-0	0.0	0	0	0	0.0
<b>Total.....</b>	<b>13</b>	<b>136.72</b>	<b>202-307-5</b>	<b>65.8</b>	<b>2279</b>	<b>11</b>	<b>75</b>	<b>175.3</b>
<b>Opponents.....</b>	<b>13</b>	<b>128.35</b>	<b>248-415-14</b>	<b>59.8</b>	<b>2858</b>	<b>22</b>	<b>56</b>	<b>219.8</b>

RECEIVING	G	No.	Yds	Avg	TD	Lg	Avg/G
Ty James	13	64	1157	18.1	7	75	89.0
Devron Harper	13	55	513	9.3	2	50	39.5
Parker Wroble	11	19	95	5.0	0	15	8.6
Travio Solomon	13	14	121	8.6	0	31	9.3
Al Wooten II	13	12	119	9.9	2	37	9.2
Brayden Smith	10	12	95	7.9	0	19	9.5
Sam Albee	12	6	40	6.7	0	12	3.3
Scotter Risper	12	6	29	4.8	0	9	2.4
Gavin McKay	12	4	18	4.5	0	16	1.5
Sawyer Burt	10	3	37	12.3	0	16	3.7
Andrew May	8	3	20	6.7	0	7	2.5
Owen Dupree	9	2	19	9.5	0	15	2.1
Micah Bell	11	2	16	8.0	0	10	1.5
<b>Total.....</b>	<b>13</b>	<b>202</b>	<b>2279</b>	<b>11.3</b>	<b>11</b>	<b>75</b>	<b>175.3</b>
<b>Opponents.....</b>	<b>13</b>	<b>248</b>	<b>2858</b>	<b>11.5</b>	<b>22</b>	<b>56</b>	<b>219.8</b>

PUNT RETURNS	No.	Yards	Avg	TD	Long
Devron Harper	26	335	12.9	2	73
Scotter Risper	1	5	5.0	0	5
Brayden Smith	1	-1	-1.0	0	0
<b>Total.....</b>	<b>28</b>	<b>339</b>	<b>12.1</b>	<b>2</b>	<b>73</b>
<b>Opponents.....</b>	<b>18</b>	<b>161</b>	<b>8.9</b>	<b>1</b>	<b>70</b>

INTERCEPTIONS	No.	Yards	Avg	TD	Long
Lance Wise	5	107	21.4	2	79
Ken Standley	2	40	20.0	1	27
Myles Redding	2	15	7.5	0	15
Myles Westron	2	0	0.0	0	0
Tavion McCarthy	2	11	5.5	0	11
Richie Coffey	1	0	0.0	0	0
<b>Total.....</b>	<b>14</b>	<b>173</b>	<b>12.4</b>	<b>3</b>	<b>79</b>
<b>Opponents.....</b>	<b>5</b>	<b>64</b>	<b>12.8</b>	<b>0</b>	<b>45</b>

KICK RETURNS	No.	Yards	Avg	TD	Long
Devron Harper	21	503	24.0	0	43
Brayden Smith	5	98	19.6	0	35
Parker Wroble	3	45	15.0	0	23
Micah Bell	1	12	12.0	0	12
Langston White	1	3	3.0	0	3
Ty James	1	0	0.0	0	0
<b>Total.....</b>	<b>32</b>	<b>661</b>	<b>20.7</b>	<b>0</b>	<b>43</b>
<b>Opponents.....</b>	<b>50</b>	<b>854</b>	<b>17.1</b>	<b>0</b>	<b>45</b>

TACKLES	GP	Solo	Ast	Total	TFL/Yds	Sacks/Yds
Ken Standley	13	51	46	97	15.0-46	4.0-22
Lance Wise	13	40	47	87	2.5-9	.
Marques Thomas	13	44	33	77	9.0-28	2.5-11
Myles Redding	13	37	19	56	1.0-1	.
Tavion McCarthy	13	33	22	55	3.0-8	1.0-3
<b>Total.....</b>	<b>13</b>	<b>491</b>	<b>384</b>	<b>875</b>	<b>87-287</b>	<b>30-150</b>
<b>Opponents.....</b>	<b>13</b>	<b>490</b>	<b>396</b>	<b>886</b>	<b>90.0-365</b>	<b>33-215</b>

SCORING	TD	FGs	Kick	Rush	Rcv	Pass	DXP	Saf	Pts
Reice Griffith	0	9-15	37-37	0-1	0	0-0	0	0	64
Carter Peevy	10	0-0	0-0	0-1	0	1-1	0	0	60
Al Wooten II	7	0-0	0-0	0-0	0	0-0	0	0	42
Ty James	6	0-0	0-0	0-0	0	0-0	0	0	36
Devron Harper	5	0-0	0-0	0-0	0	0-0	0	0	30
Coard, Tyrell	2	0-0	0-0	0-0	0	0-0	0	0	12
Lance Wise	2	0-0	0-0	0-0	0	0-0	0	0	12
Ken Standley	1	0-0	0-0	0-0	0	0-0	0	0	6
Brayden Smith	1	0-0	0-0	0-0	0	0-0	0	0	6
Solomon Zubairu	1	0-0	0-0	0-0	0	0-0	0	0	6
Micah Bell	1	0-0	0-0	0-0	0	0-0	0	0	6
Sam Albee	0	0-0	0-0	0-0	1	0-0	0	0	2
Gavin McKay	0	0-0	0-0	0-0	1	0-0	0	0	2
Hess Horne	0	0-0	0-0	0-0	0	1-1	0	0	0
<b>Total.....</b>	<b>36</b>	<b>9-15</b>	<b>37-37</b>	<b>0-2</b>	<b>2</b>	<b>2-2</b>	<b>0</b>	<b>0</b>	<b>317</b>
<b>Opponents.....</b>	<b>32</b>	<b>17-24</b>	<b>35-36</b>	<b>0-0</b>	<b>0</b>	<b>0-1</b>	<b>0</b>	<b>0</b>	<b>311</b>

TOTAL OFFENSE	GP	Plays	Rush	Pass	Total	Avg/G
Carter Peevy	13	428	324	2275	2599	199.9
Al Wooten II	13	152	715	0	715	55.0
Coard, Tyrell	10	48	244	0	244	24.4
Micah Bell	11	67	203	0	203	18.5
Devron Harper	13	26	185	0	185	14.2
Brayden Smith	10	6	93	0	93	9.3
Parker Wroble	11	24	90	0	90	8.2
Langston White	4	19	46	0	46	11.5
Chris Hill	12	1	24	0	24	2.0
Mike McGowan	4	10	18	0	18	4.5
Hess Horne	12	5	14	4	18	1.5
Ty James	13	3	1	0	1	0.1
Scotter Risper	12	1	-3	0	-3	-0.2
Kody Arnold	6	1	-4	0	-4	-0.7
TEAM	13	25	-40	0	-40	-3.1
<b>Total.....</b>	<b>13</b>	<b>816</b>	<b>1910</b>	<b>2279</b>	<b>4189</b>	<b>322.2</b>
<b>Opponents.....</b>	<b>13</b>	<b>853</b>	<b>1628</b>	<b>2858</b>	<b>4486</b>	<b>345.1</b>

PUNTING	No.	Yds	Avg	Long	TB	FC	I20	50+	Blkd
Kody Arnold	31	1186	38.3	53	4	5	3	3	0
Reice Griffith	28	1078	38.5	58	0	13	10	2	0
Ian Garcia	15	559	37.3	48	2	3	1	0	0
TEAM	2	0	0.0	0	0	0	0	0	2
Carter Peevy	2	58	29.0	30	0	0	2	0	0
<b>Total.....</b>	<b>73</b>	<b>2684</b>	<b>36.8</b>	<b>58</b>	<b>5</b>	<b>20</b>	<b>16</b>	<b>5</b>	<b>2</b>
<b>Opponents.....</b>	<b>61</b>	<b>2601</b>	<b>42.6</b>	<b>60</b>	<b>2</b>	<b>10</b>	<b>21</b>	<b>12</b>	<b>0</b>

KICKOFFS	No.	Yds	Avg	TB	OB Retn	Net YdLn
Reice Griffith	40	2138	53.5	2	3	
Addison, Bryce	24	1300	54.2	2	0	
<b>Total.....</b>	<b>64</b>	<b>3438</b>	<b>53.7</b>	<b>4</b>	<b>3</b>	<b>854 39.1 25</b>
<b>Opponents.....</b>	<b>66</b>	<b>3869</b>	<b>58.6</b>	<b>27</b>	<b>3</b>	<b>661 40.4 24</b>

ALL PURPOSE	GP	Rush	Rcv	PR	KR	IR	Total	Avg/G
Devron Harper	13	185	513	335	503	0	1536	118.2
Ty James	13	1	1157	0	0	0	1158	89.1
Al Wooten II	13	715	119	0	0	0	834	64.2
Carter Peevy	13	324	0	0	0	0	324	24.9
Brayden Smith	10	93	95	-1	98	0	285	28.5
Total.....	13	1910	2279	339	661	173	5362	412.5
Opponents.....	13	1628	2858	161	854	64	5565	428.1

FIELD GOALS	GP	Made-Att	Pct	01-
-------------	----	----------	-----	-----



## 2023 RESULTS (9-4, 6-2 SOCON; T-2ND)

Date	Opponent	W/L	Score	Attendance
Aug 26, 2023	vs North Alabama	W	17-7	5566
Sep 02, 2023	at Ole Miss	L	7-73	60097
Sep 09, 2023	MOREHEAD ST.	W	48-22	10722
*Sep 23, 2023	at Furman	L	14-38	9387
*Sep 30, 2023	VMI	W	38-3	10769
*Oct 07, 2023	at ETSU	W	24-6	9756
*Oct 14, 2023	CHATTANOOGA	L	10-22	8729
*Oct 21, 2023	WOFFORD	W	31-17	8711
*Oct 28, 2023	at Western Carolina	W	45-38	12154
*Nov 04, 2023	at The Citadel	W	38-16	11721
*Nov 11, 2023	SAMFORD	W	28-21	9772
Nov 25, 2023	GARDNER-WEBB	W	17-7	4500
%Dec 02, 2023	at South Dakota St.	L	0-41	10171

\* Southern Conference game      % NCAA Division I FCS Playoffs

## 2023 TEAM GAME-BY-GAME

Date	Opponent	Rushing				Receiving				Passing				Kick returns				Punt returns				Total off	
		No.	Yds	TD	Lg	No.	Yds	TD	Lg	Cmp	Att	Int	Yds	TD	Lg	No	Yds	TD	Lg	No	Yds		TD
Aug 26, 2023	vs North Alabama	53	170	1	16	12	115	1	40	12	17-0	115	1	40	1	43	0	43	3	7	0	10	285
Sep 02, 2023	at Ole Miss	37	93	1	75	17	142	0	20	17	31-1	142	0	20	2	60	0	27	1	40	0	40	235
Sep 09, 2023	MOREHEAD ST.	30	183	4	37	13	268	1	75	13	19-0	268	1	75	5	91	0	22	2	76	1	53	451
Sep 23, 2023	at Furman	35	144	1	34	11	123	1	32	11	17-0	123	1	32	2	45	0	26	2	2	0	2	267
Sep 30, 2023	VMI	48	298	3	76	11	103	1	33	11	17-0	103	1	33	2	57	0	36	6	105	1	73	401
Oct 07, 2023	at ETSU	40	71	1	8	20	317	2	50	20	27-0	317	2	50	0	0	0	0	3	37	0	22	388
Oct 14, 2023	CHATTANOOGA	28	0	0	14	19	280	1	32	19	31-1	280	1	32	3	34	0	19	4	28	0	12	280
Oct 21, 2023	WOFFORD	37	100	1	13	23	238	1	37	23	30-0	238	1	37	1	23	0	23	0	0	0	0	338
Oct 28, 2023	at Western Carolina	48	210	3	27	18	212	1	26	18	28-1	212	1	26	4	112	0	42	0	0	0	0	422
Nov 04, 2023	at The Citadel	38	155	2	50	10	147	2	35	10	17-0	147	2	35	2	35	0	35	3	40	0	37	302
Nov 11, 2023	SAMFORD	49	243	4	23	18	137	0	31	18	25-0	137	0	31	3	62	0	24	2	-3	0	0	380
Nov 25, 2023	GARDNER-WEBB	43	167	2	72	16	122	0	24	16	26-0	122	0	24	2	35	0	18	2	7	0	7	289
Dec 02, 2023	at South Dakota St.	23	76	0	24	14	75	0	26	14	22-2	75	0	26	5	64	0	18	0	0	0	0	151
<b>Totals</b>		<b>509</b>	<b>1910</b>	<b>23</b>	<b>76</b>	<b>202</b>	<b>2279</b>	<b>11</b>	<b>75</b>	<b>202-307-5</b>	<b>2279</b>	<b>11</b>	<b>75</b>	<b>32</b>	<b>661</b>	<b>0</b>	<b>43</b>	<b>28</b>	<b>339</b>	<b>2</b>	<b>73</b>	<b>4189</b>	
<b>Opponent</b>		<b>438</b>	<b>1628</b>	<b>14</b>	<b>80</b>	<b>248</b>	<b>2858</b>	<b>22</b>	<b>56</b>	<b>248-415-14</b>	<b>2858</b>	<b>22</b>	<b>56</b>	<b>50</b>	<b>854</b>	<b>0</b>	<b>45</b>	<b>18</b>	<b>161</b>	<b>1</b>	<b>70</b>	<b>4486</b>	

Games played: 13  
 Avg per rush: 3.8  
 Avg per catch: 11.3  
 Pass efficiency: 136.72  
 Kick ret avg: 20.7  
 Punt ret avg: 12.1  
 All purpose avg/game: 412.5  
 Total offense avg/gm: 322.2

Date	Opponent	Tackles			TFL-Yds	Sacks No-Yds	Fumble			Pass defense			Blkd Kick	PAT attempts			Saf	Pts
		Solo	Ast	Total			FF	FR-Yds	Int-Yds	QBH	Brk	Att-Mad		Run	Rcv			
Aug 26, 2023	vs North Alabama	30	38	68	9.0-17	2.0-5	0	0-0	0-0	2	3	1	2-2	0	0	0	0	17
Sep 02, 2023	at Ole Miss	39	34	73	6.0-9	0.0-0	1	1-0	0-0	2	1	0	1-1	0	0	0	0	7
Sep 09, 2023	MOREHEAD ST.	37	26	63	8.0-23	1.0-10	0	0-0	1-15	6	3	0	4-4	0	1	0	0	48
Sep 23, 2023	at Furman	34	54	88	5.0-15	1.0-4	0	0-0	0-0	1	1	0	2-2	0	0	0	0	14
Sep 30, 2023	VMI	33	32	65	7.0-25	3.0-17	2	2-8	1-30	1	4	0	5-5	0	0	0	0	38
Oct 07, 2023	at ETSU	26	40	66	10.0-46	5.0-32	1	1-0	0-0	3	3	0	3-3	0	0	0	0	24
Oct 14, 2023	CHATTANOOGA	42	38	80	8.0-30	2.0-11	0	0-0	0-0	5	1	0	1-1	0	0	0	0	10
Oct 21, 2023	WOFFORD	40	22	62	5.0-24	4.0-23	2	1-0	2-90	9	2	0	4-4	0	0	0	0	31
Oct 28, 2023	at Western Carolina	39	16	55	5.0-17	1.0-6	3	2-0	3-9	5	4	0	6-6	0	0	0	0	12
Nov 04, 2023	at The Citadel	51	10	61	3.0-11	1.0-6	1	1-18	2-27	1	3	0	5-5	0	0	0	0	38
Nov 11, 2023	SAMFORD	44	10	54	10.0-24	5.0-16	0	0-0	1-1	3	2	0	2-2	0	1	0	0	28
Nov 25, 2023	GARDNER-WEBB	44	22	66	9.0-34	4.0-20	1	1-0	3--12	2	5	0	2-2	0	0	0	0	17
Dec 02, 2023	at South Dakota St.	32	42	74	2.0-12	1.0-7	2	1-0	1-13	0	2	0	0-0	0	0	0	0	0
<b>Totals</b>		<b>491</b>	<b>384</b>	<b>875</b>	<b>87.0-287</b>	<b>30.0-157</b>	<b>13</b>	<b>10-26</b>	<b>14-173</b>	<b>40</b>	<b>34</b>	<b>1</b>	<b>37-37</b>	<b>0</b>	<b>2</b>	<b>0</b>	<b>0</b>	<b>284</b>
<b>Opponent</b>		<b>490</b>	<b>396</b>	<b>886</b>	<b>90.0-365</b>	<b>32.0-233</b>	<b>9</b>	<b>12-0</b>	<b>5-64</b>	<b>19</b>	<b>32</b>	<b>3</b>	<b>36-35</b>	<b>0</b>	<b>0</b>	<b>0</b>	<b>0</b>	<b>278</b>

Date	Opponent	Punting							Field goals				Kickoffs					
		No	Yds	Avg	Long	Blkd	TB	FC	50+	120	Att-Made	Lg	Blkd	No	Yds	Avg	TB	OB
Aug 26, 2023	vs North Alabama	4	149	37.2	40	0	1	2	0	0	1-1	24	0	4	222	55.5	1	0
Sep 02, 2023	at Ole Miss	7	256	36.6	45	0	0	0	1	0-0	0	0	2	92	46.0	0	0	
Sep 09, 2023	MOREHEAD ST.	3	123	41.0	49	0	0	1	0	1	2-2	37	0	497	55.2	0	1	
Sep 23, 2023	at Furman	4	151	37.8	47	0	0	1	0	1	1-0	0	1	161	53.7	0	0	
Sep 30, 2023	VMI	5	198	39.6	48	0	1	1	0	0	1-1	23	0	408	58.3	1	0	
Oct 07, 2023	at ETSU	8	193	24.1	43	2	1	0	0	0	1-1	33	0	246	49.2	0	1	
Oct 14, 2023	CHATTANOOGA	7	313	44.7	53	0	2	2	3	1	1-1	36	0	152	50.7	0	0	
Oct 21, 2023	WOFFORD	3	101	33.7	41	0	0	0	0	0	2-1	40	0	302	50.3	0	0	
Oct 28, 2023	at Western Carolina	3	103	34.3	39	0	0	0	0	0	3-1	0	0	448	56.0	0	0	
Nov 04, 2023	at The Citadel	5	190	38.0	44	0	0	1	0	3	1-1	29	0	409	58.4	1	0	
Nov 11, 2023	SAMFORD	6	216	36.0	43	0	0	5	0	2	0-0	0	0	218	43.6	0	0	
Nov 25, 2023	GARDNER-WEBB	11	399	36.3	45	0	0	4	0	5	2-1	29	0	225	56.2	1	0	
Dec 02, 2023	at South Dakota St.	7	292	41.7	58	0	0	3	2	2	0-0	0	0	58	58.0	0	1	
<b>Totals</b>		<b>73</b>	<b>2684</b>	<b>36.8</b>	<b>58</b>	<b>2</b>	<b>5</b>	<b>20</b>	<b>5</b>	<b>16</b>	<b>15-10</b>	<b>40</b>	<b>164</b>	<b>3438</b>	<b>53.7</b>	<b>4</b>	<b>3</b>	
<b>Opponent</b>		<b>61</b>	<b>2601</b>	<b>42.6</b>	<b>60</b>	<b>0</b>	<b>2</b>	<b>10</b>	<b>12</b>	<b>21</b>	<b>24-18</b>	<b>46</b>	<b>166</b>	<b>3869</b>	<b>58.6</b>	<b>27</b>	<b>3</b>	





## MERCER VS. 2024 OPPONENTS

### Mercer 10, Presbyterian 5

**At MER:** MER leads 6-3

**At PC:** MER leads 4-1

**Mike Jacobs vs. PC:** N/A

**Steve Englehart vs. MER:** N/A

**Last MER win:** 45-7 in 2019

**Last PC win:** 3-2 in 1940

**Longest MER streak:** 4 (1935-1938)

**Longest PC streak:** 2 (1939-1940)

**Last 10 meetings:** MER leads 7-3

**Current streak:** MER has won two

**Largest MER win:** 51-0 in 1932

**Largest PC win:** 7-0 in 1939

Year	Winner	Score	Site
1927	MER	27-6	Macon, Ga.
1928	MER	7-6	Clinton, S.C.
1929	PC	6-0	Clinton S.C.
1930	PC	9-7	Macon, Ga.
1931	MER	21-7	Clinton, S.C.
1932	MER	51-0	Macon, Ga.
1934	PC	7-6	Macon, Ga.
1935	MER	14-7	Macon, Ga.
1936	MER	20-6	Macon, Ga.
1937	MER	28-0	Clinton, S.C.
1938	MER	28-0	Macon, Ga.
1939	PC	7-0	Macon, Ga.
1940	PC	3-2	Albany, Ga.
1941	MER	19-12	Macon, Ga.
2019	MER	45-7	Clinton, S.C.

### Mercer 0, Bethune Cookman 0

**First Meeting**

### Chattanooga 22, Mercer 11, 1 tie

**At MER:** MER leads 6-5

**At UTC:** UTC leads 17-4-1

**Mike Jacobs vs. UTC:** N/A

**Rusty Wright vs. MER:** 3-2

**Last MER win:** 10-6 in 2021

**Last UTC win:** 22-10 in 2023

**Longest MER streak:** 2 (four times)

**Longest UTC streak:** 8 (1935-2014)

**Last 10 meetings:** Series tied 5-5

**Current streak:** UTC has won two

**Largest MER win:** 33-0 in 1924

**Largest UTC win:** 49-0 in 1916

Year	Winner	Score	Site
1909	MER	10-2	Macon, Ga.
1910	UTC	6-0	Macon, Ga.
1914	UTC	16-0	Macon, Ga.
1915	UTC	20-6	Chattanooga, Tenn.
1916	UTC	49-0	Chattanooga, Tenn.
1920	UTC	20-0	Chattanooga, Tenn.
1921	MER	18-0	Macon, Ga.
1922	UTC	13-6	Chattanooga, Tenn.
1923	MER	18-3	Macon, Ga.
1924	MER	33-0	Macon, Ga.
1925	UTC	12-7	Chattanooga, Tenn.
1929	UTC	7-0	Macon, Ga.
1930	UTC	8-6	Chattanooga, Tenn.
1931	UTC	27-19	Chattanooga, Tenn.
1932	MER	25-0	Chattanooga, Tenn.
1933	MER	7-0	Chattanooga, Tenn.
1934	Tie	13-13	Chattanooga, Tenn.
1935	UTC	12-7	Chattanooga, Tenn.
1936	UTC	6-0	Chattanooga, Tenn.
1937	UTC	19-7	Chattanooga, Tenn.
1938	UTC	9-7	Chattanooga, Tenn.
1939	UTC	21-18	Chattanooga, Tenn.
1940	UTC	20-6	Chattanooga, Tenn.
1941	UTC	40-13	Chattanooga, Tenn.
2014	UTC	38-31	Chattanooga, Tenn.
2015	MER	17-14	Macon, Ga.
2016	UTC	52-31	Chattanooga, Tenn.
2017	MER	30-10	Macon, Ga.
2018	MER	13-9	Chattanooga, Tenn.

2019	UTC	34-17	Macon, Ga.
2020-21	MER	35-28	Chattanooga, Tenn.
2021	MER	10-6	Macon, Ga.
2022	UTC	41-21	Chattanooga, Tenn.
2023	UTC	.22-10	Macon, Ga.

### The Citadel 11, Mercer 9, 1 tie

**At CIT:** CIT leads 5-5-1

**At MER:** CIT leads 4-2

**At neutral sites:** Series tied 2-2

**Maurice Drayton vs. MER:** 0-1

**Mike Jacobs vs. CIT:** N/A

**Last CIT win:** 35-24 in 2019

**Last MER win:** 38-16 in 2023

**Longest CIT streak:** 3 (2014-16)

**Longest MER streak:** 4 (2020-23)

**Last 10 meetings:** Series tied 5-5

**Current streak:** MER has won four

**Largest CIT win:** 31-0 in 1925

**Largest MER win:** 34-7 in 2021

Year	Winner	Score	Site
1906	CIT	10-0	Charleston, S.C.
1908	CIT	10-0	Charleston, S.C.
1910	MER	21-0	Savannah, Ga.
1911	CIT	5-0	Savannah, Ga.
1913	Tie	7-7	Charleston, S.C.
1925	CIT	31-0	Augusta, Ga.
1926	CIT	12-7	Macon, Ga.
1927	MER	6-0	Charleston, S.C.
1928	MER	7-0	Savannah, Ga.
1929	CIT	21-13	Charleston, S.C.
1931	MER	26-0	Charleston, S.C.
2014	CIT	28-26	Macon, Ga.
2015	CIT	21-19	Charleston, S.C.
2016	CIT	24-23	Macon, Ga.

2017	MER	24-14	Charleston, S.C.
2018	CIT	38-31	Macon, Ga.
2019	CIT	35-24	Charleston, S.C.
2020-21	MER	42-28	Macon, Ga.
2021	MER	34-7	Charleston, S.C.
2022	MER	17-0	Macon, Ga.
2023	MER	38-16	Charleston, S.C.

### Mercer 9, Wofford 7

**At MER:** MER leads 6-3

**At WOF:** WOF leads 4-3

**Mike Jacobs vs. WOF:** N/A

**Josh Conklin vs. MER:** 0-1

**Last MER win:** 31-17 in 2023

**Last WOF win:** 31-14 in 2020-21

**Longest MER streak:** 6 (1915-41)

**Longest WOF streak:** 7 (2014-21)

**Last 10 meetings:** WOF leads 7-3

**Current streak:** MER has won three

**Largest MER win:** 42-7 in 2022

**Largest WOF win:** 41-7 in 2019

Year	Winner	Score	Site
1915	MER	13-6	Macon, Ga.
1924	MER	16-0	Macon, Ga.
1931	MER	25-7	Spartanburg, S.C.
1938	MER	14-0	Macon, Ga.
1939	MER	12-0	Spartanburg, S.C.
1941	MER	20-14	Macon, Ga.
2014	WOF	34-6	Spartanburg, S.C.
2015	WOF	34-33 (OT)	Macon, Ga.
2016	WOF	31-21	Spartanburg, S.C.
2017	WOF	28-27	Macon, Ga.
2018	WOF	42-21	Spartanburg, S.C.
2019	WOF	41-7	Macon, Ga.
2020-21	WOF	31-14	Spartanburg, S.C.



**MERCER RUNNING BACK TYRELL COARD**

#SoConFB





## MERCER VS. 2024 OPPONENTS



### MERCER LINEBACKER ISAAC DOWLING

2021	MER	45-14	Macon, Ga.
2022	MER	42-7	Spartanburg, S.C.
2023	MER	31-17	Macon, Ga.

**Mercer 0, Princeton 0**  
First meeting

**Samford 14, Mercer 14, 1 tie**

**At MER:** MER leads 12-8-1

**At SAM:** SAM leads 7-2

**At neutral sites:** SAM leads 1-0

**Mike Jacobs vs. SAM:** N/A

**Chris Hatcher vs. MER:** 5-4

**Last MER win:** 28-21 in 2023

**Last SAM win:** 50-44 (OT) in 2022

**Longest MER streak:** 4 (1910-15)

**Longest SAM streak:** 8 (1937-2017)

**Last 10 meetings:** SAM leads 6-4

**Current streak:** MER has won one

**Largest MER win:** 45-0 in 1908

**Largest SAM win:** 47-21 in 2015

Year	Winner	Score	Site
1907	MER	11-6	Macon, Ga.
1908	MER	45-0	Macon, Ga.
1909	SAM	6-5	Macon, Ga.
1910	MER	28-0	Macon, Ga.
1911	MER	29-0	Macon, Ga.
1912	MER	36-0	Birmingham, Ala.
1915	MER	14-7	Macon, Ga.
1916	SAM	26-7	Birmingham, Ala.
1920	SAM	33-13	Macon, Ga.
1924	MER	14-5	Macon, Ga.
1926	MER	3-0	Macon, Ga.
1927	SAM	14-0	Macon, Ga.
1928	SAM	15-7	Macon, Ga.
1929	MER	7-2	Macon, Ga.
1932	MER	21-6	Macon, Ga.

1936	Tie	0-0	Macon, Ga.
1937	SAM	13-0	Birmingham, Ala.
1939	SAM	7-3	Albany, Ga.
1940	SAM	14-6	Macon, Ga.
1941	SAM	27-6	Birmingham, Ala.
2014	SAM	21-18	Birmingham, Ala.
2015	SAM	47-21	Macon, Ga.
2016	SAM	24-19	Birmingham, Ala.
2017	SAM	20-3	Macon, Ga.
2018	MER	30-24	Birmingham, Ala.
2019	MER	36-33 (3OT)	Macon, Ga.
2020-21	SAM	44-20	Birmingham, Ala.
2021	MER	45-42	Macon, Ga.
2022	SAM	50-44 (OT)	Birmingham, Ala.
2023	MER	28-21	Macon, Ga.

**Mercer 8, Western Carolina 2**

**At MER:** MER leads 4-1

**At WCU:** MER leads 4-1

**Mike Jacobs vs. WCU:** N/A

**Kerwin Bell vs. MER:** 0-4 (0-1 JU, 0-3 WCU)

**Last MER win:** 45-38 in 2023

**Last WCU win:** 24-21 in 2015

**Longest MER streak:** 8 (2016-23)

**Longest WCU streak:** 2 (2014-15)

**Last 10 meetings:** MER leads 8-2

**Current streak:** MER has won eight

**Largest MER win:** 49-6 in 2022

**Largest WCU win:** 35-21 in 2014

Year	Winner	Score	Site
2014	WCU	35-21	Macon, Ga.
2015	WCU	24-21	Cullowhee, N.C.
2016	MER	38-24	Macon, Ga.
2017	MER	35-33	Cullowhee, N.C.
2018	MER	59-46	Macon, Ga.
2019	MER	49-27	Cullowhee, N.C.

2020-21	MER	45-28	Macon, Ga.
2021	MER	34-24	Cullowhee, N.C.
2022	MER	49-6	Macon, Ga.
2023	MER	45-38	Cullowhee, N.C.

**Mercer 5, ETSU 4**

**At ETSU:** ETSU leads 3-1

**At MER:** MER leads 4-1

**Trey Lamb vs. MER:** 0-2

**Mike Jacobs vs. ETSU:** N/A

**Last ETSU win:** 38-35 in 2021

**Last MER win:** 24-6 in 2023

**Longest ETSU streak:** 3 (2017-19)

**Longest MER streak:** 2 (twice)

**Last 10 meetings:** MER leads 5-4

**Current streak:** MER has won two

**Largest ETSU win:** 38-33 in 2019

**Largest MER win:** 52-0 in 2015

Year	Winner	Score	Site
2015	MER	52-0	Macon, Ga.
2016	MER	21-13	Macon, Ga.
2017	ETSU	26-23 (OT)	Johnson City, Tenn.
2018	ETSU	21-18	Macon, Ga.
2019	ETSU	38-33	Johnson City, Tenn.
2020-21	MER	21-13	Macon, Ga.
2021	ETSU	38-35	Johnson City, Tenn.
2022	MER	55-33	Macon, Ga.
2023	MER	24-6	Johnson City, Tenn.

**Mercer 7, VMI 3**

**At MER:** MER leads 3-2

**At VMI:** MER leads 4-1

**Mike Jacobs vs. VMI:** N/A

**Danny Rocco vs. MER:** 0-1

**Last MER win:** 38-3 in 2023

**Last VMI win:** 45-7 in 2021





## MERCER VS. 2024 OPPONENTS

**Longest MER streak:** 4 (2016-19)  
**Longest VMI streak:** 2 (2020-21)  
**Last 10 meetings:** MER leads 7-3  
**Current streak:** MER has won two  
**Largest MER win:** 55-14 in 2022  
**Largest VMI win:** 45-7 in 2021

Year	Winner	Score	Site
2014	MER	27-24	Lexington, Va.
2015	VMI	28-21	Macon, Ga.
2016	MER	33-30 (OT)	Lexington, Va.
2017	MER	49-14	Macon, Ga.
2018	MER	48-38	Lexington, Va.
2019	MER	34-27	Macon, Ga.
2020-21	VMI	41-14	Lexington, Va.
2021	VMI	45-7	Macon, Ga.
2022	VMI	55-14	Lexington, Va.
2023	MER	38-3	Macon, Ga.

**Alabama 4, Mercer 0**  
**At ALA: ALA leads 4-0**  
**At MER: N/A**  
**Kalen DeBoer vs. MER: N/A**  
**Mike Jacobs vs. ALA: N/A**  
**Last ALA win:** 48-14 in 2021  
**Last MER win: N/A**  
**Longest ALA streak:** 4 (1939-21)  
**Longest MER streak: N/A**  
**Last 10 meetings:** ALA leads 4-0  
**Current streak:** ALA has won four  
**Largest ALA win:** 56-0 in 2017  
**Largest MER win: N/A**

Year	Winner	Score	Site
1939	ALA	20-0	Tuscaloosa, Ala.
1940	ALA	20-0	Tuscaloosa, Ala.
2017	ALA	56-0	Tuscaloosa, Ala.
2021	ALA	48-14	Tuscaloosa, Ala.

**Furman 12, Mercer 8, 2 ties**  
**At FUR: FUR leads 5-3-2**  
**At MER: FUR leads 7-5**  
**Clay Hendrix vs. MER: 5-2**  
**Mike Jacobs vs. FUR: N/A**  
**Last FUR win:** 38-14 in 2023  
**Last MER win:** 24-3 in 2021  
**Longest FUR streak:** 4 (1934-14)  
**Longest MER streak:** 3 (1923-25)  
**Last 10 meetings:** FUR leads 6-4  
**Current streak:** FUR has won two  
**Largest FUR win:** 37-0 in 1921  
**Largest MER win:** 39-0 in 1914

Year	Winner	Score	Site
1914	MER	39-0	Macon, Ga.
1921	FUR	37-0	Greenville, S.C.
1923	MER	6-3	Macon, Ga.
1924	MER	23-0	Greenville, S.C.
1925	MER	17-0	Macon, Ga.
1926	Tie	13-13	Greenville, S.C.
1927	FUR	27-13	Macon, Ga.
1932	FUR	2-0	Macon, Ga.
1933	Tie	6-6	Greenville, S.C.
1934	FUR	9-3	Macon, Ga.
1935	FUR	32-0	Greenville, S.C.
1936	FUR	20-9	Macon, Ga.
2014	FUR	25-20	Macon, Ga.
2015	MER	27-20 (OT)	Greenville, S.C.
2016	MER	27-24	Macon, Ga.
2017	FUR	28-21	Greenville, S.C.
2018	FUR	35-30	Macon, Ga.
2019	FUR	45-10	Greenville, S.C.
2020-21	MER	26-14	Macon, Ga.
2021	MER	24-3	Greenville, S.C.
2022	FUR	23-13	Macon, Ga.
2023	FUR	38-14	Greenville, S.C.



**MERCER DEFENSIVE LINEMAN CHRIS HILL**



**MERCER COACH MIKE JACOBS**

#SoConFB





## MERCER YEAR-BY-YEAR

Year	Overall	SoCon	Place	Coach	Year	Overall	SoCon	Place	Coach
1892	1 2 0				1929	2 7 0			Lake Russell
1893	No team				1930	5 5 0			Lake Russell
1894	0 1 0			George Stallings	1931	7 2 1			Lake Russell
1895	No team				1932	7 2 0			Lake Russell
1896	0 2 1			J.D. Winston	1933	4 3 2			Lake Russell
1897	0 1 0			Gordon Saussy	1934	3 6 1			Lake Russell
1898-02	No team				1935	4 5 0			Lake Russell
1903	0 1 0				1936	3 6 1			Lake Russell
1904-05	No team				1937	4 5 0			Lake Russell
1906	2 3 0			E.E. Tarr	1938	3 6 0			Lake Russell
1907	3 3 0			H.R. Shencker	1939	3 7 0			Lake Russell
1908	3 4 0			Frank Blake	1940	1 7 0			Lake Russell
1909	3 4 0			Frank Blake	1941	3 6 0			Lake Russell
1910	6 3 0			C.C. Stroud	1942-12	No team			Bobby Hooks
1911	4 6 1			C.C. Stroud	2013	10 2 0			Bobby Lamb
1912	5 3 1			C.C. Stroud	2014	6 6 0	1 6 0	t-7th	Bobby Lamb
1913	2 5 1			Lewis Hardage	2015	5 6 0	2 5 0	t-6th	Bobby Lamb
1914	5 4 0			Fred A. Robins	2016	6 5 0	4 4 0	5th	Bobby Lamb
1915	5 4 0			John Zellars	2017	5 6 0	4 4 0	5th	Bobby Lamb
1916	1 6 0			John Zellars/D.R. Peacock	2018	5 6 0	4 4 0	t-5th	Bobby Lamb
1917-18	No team				2019	4 8 0	3 5 0	7th	Bobby Lamb
1919	0 2 0			Maxwell James	2020-21	5 6 0	5 3 0	4th	Drew Cronic
1920	2 7 0			Josh Cody	2021	7 3 0	6 2 0	2nd	Drew Cronic
1921	3 6 0			Josh Cody	2022	7 4 0	5 3 0	t-3rd	Drew Cronic
1922	5 6 0			Josh Cody	2023	9 4 0	6 2 0	t-2nd	Drew Cronic
1923	4 5 0			Stanley Robinson	<b>Total</b>	<b>192-222-14</b>	<b>40-38-0</b>		
1924	5 3 2			Stanley Robinson					
1925	3 6 0			Stanley Robinson					
1926	4 3 2			Bernie Moore					
1927	5 4 0			Bernie Moore					
1928	3 5 1			Bernie Moore					

## ALL-TIME MERCER COACHES

Coach	Seasons	Years	W	L	T	Pct.
George Stallings	1894	1	0	1	0	.000
J.D. Winston	1896	1	0	2	1	.100
Gordon Saussy	1897	1	0	1	0	.000
E.E. Tarr	1906	1	2	3	0	.400
H.R. Shencker	1907	1	3	3	0	.500
Frank Blake	1908-09	2	6	8	0	.429
C.C. Stroud	1910-12	3	15	12	2	.552
Lewis Hardage	1913	1	2	5	1	.313
Fred A. Robins	1914	1	5	4	0	.556
John Zellars	1915-16	2	6	5	0	.545
D.R. Peacock	1916	1	0	5	0	.000
Maxwell James	1919	1	0	2	0	.000
Josh Cody	1920-22	3	10	19	0	.345
Stanley Robinson	1923-25	3	12	14	2	.464
Bernie Moore	1926-28	3	12	12	3	.500
Lake Russell	1929-40	12	46	60	5	.437
Bobby Hooks	1941	1	3	6	0	.333
Bobby Lamb	2013-19	7	41	39	0	.513
Drew Cronic	2020-2023	4	28	17	0	.622



**FIVE STAR STADIUM (10,200)**





# SAMFORD

## CHRIS HATCHER HEAD COACH

**Alma mater (year):**..... Valdosta State (1994)  
**Hometown:**..... Macon, Ga.  
**Career record (years):**..... 178-100 (24)  
**School record (years):**..... 57-43 (9)  
**SoCon record (years):**..... 54-39 (12)  
**FCS Playoff appearances:**..... 3



## HATCHER'S YEAR-BY-YEAR RECORD

Year	School	SoCon	Overall
2000	Valdosta State		10-2
2001	Valdosta State		12-1
2002	Valdosta State		14-1
2003	Valdosta State		10-2
2004	Valdosta State		13-1
2005	Valdosta State		9-3
2006	Valdosta State		8-2
2007	Georgia Southern	4-3 (t-3rd)	7-4
2008	Georgia Southern	4-4 (t-4th)	6-5
2009	Georgia Southern	4-4 (t-4th)	5-6
2010	Murray State		6-5
2011	Murray State		7-4
2012	Murray State		5-6
2013	Murray State		6-6
2014	Murray State		3-9
2015	Samford	3-4 (t-4th)	6-5
2016	Samford	5-3 (4th)	7-5
2017	Samford	6-2 (t-2nd)	8-4
2018	Samford	5-3 (4th)	6-5
2019	Samford	4-4 (t-4th)	5-7
2020-21	Samford	4-3 (5th)	4-3
2021	Samford	3-5 (7th)	4-7
2022	Samford	8-0 (1st)	11-2
2023	Samford	4-4 (t-5th)	6-5
<b>Valdosta State (7)</b>			<b>76-12 (.864)</b>
<b>Georgia Southern (3)</b>			<b>18-15 (.545)</b>
<b>Murray State (5)</b>			<b>27-30 (.474)</b>
<b>Samford (8)</b>			<b>42-28 (.600)</b>
<b>Career (23)</b>			<b>54-39 (.581)</b>

## 2024 COACHING STAFF

Ricky Turner ..... Assistant head coach/offensive coordinator/wide receivers  
Chris Boone ..... Defensive coordinator/safeties  
Shawn Bostick ..... Associate head coach/offensive line  
Brandon Cooper ..... Linebackers  
Andrew Gray ..... Cornerbacks  
K.D. Humphries ..... Running backs  
Chris St. John ..... Outside linebackers  
Darien Moody ..... Defensive line  
Kerry Webb ..... Special teams coordinator

## 2024 ROSTER

No.	Name	Pos.	Ht.	Wt.	Cl.	Hometown/Previous school
0	David Coltrane	LB/S	6-2	220	Jr.	Alpharetta, Ga./Blessed Trinity HS
1	Dontae Pollard	CB	5-10	185	Jr.	Pittsburgh, Pa./Arkon
1	Ryan Oliver	QB	6-2	190	Fr.	Lake Oswego, Or./Lakeridge HS
2	Jalik Yancey	CB	5-11	180	Jr.	Marietta, Ga./Northeast Mississippi CC
2	Quincy Crittendon	QB	5-11	200	Jr.	Decatur, Ala./Austin HS
3	E. Jai Mason	WR	6-1	205	Sr.	Jackson, Miss./Northwest Mississippi CC
3	Caidan Maddox	CB	5-11	165	Fr.	Nashville, Tenn./Montgomery Bell Academy
4	Nik Scalzo	QB	5-11	193	Gr.	Fort Lauderdale, Fla./Kentucky
4	Xavier Lainer	CB	6-2	192	Gr.	Carrollton, Ala./Tulsa
5	Noah Martin	LB	6-1	232	Gr.	Chattanooga, Tenn./Baylor School
6	Jalen Nelson	S	6-1	185	So.	Flowood, Miss./Northwest Rankin HS
6	Ben Levine	WR	5-8	165	Fr.	Houston, Texas/Second Baptist HS
7	DJ Rias	WR	5-9	190	Gr.	Phenix City, Ala./Alabama
7	Jim Coleman	QB	6-0	160	Fr.	Dublin, Ga./Trinity Christian HS
8	Luke Wattenbarger	S	6-0	190	Jr.	Bakersfield, Calif./Bakersfield College
8	Mack Howard	QB	6-2	189	Fr.	Columbus, Miss./Utah
9	Midnight Steward	S	6-1	202	Jr.	Daphne, Ala./Daphne HS
9	Thomas Vaccaro	QB	6-1	202	Fr.	Nashville, Tenn./Presbyterian Academy
10	Andrew Johnson	S	5-10	187	Jr.	Olive Branch, Miss./Cophiah-Lincoln CC
10	Haden Klees	QB	6-1	180	Fr.	Crawfordville, Fla./Wakulla County HS
11	Rayf Vinson	WR	6-1	195	Jr.	Oxford, Miss./Ole Miss
11	William Hold	CB	6-2	185	Jr.	Leander, Texas/Rouse HS
12	Brendan Jenkins	WR	6-1	200	So.	Hoschton, Ga./Miss Creek HS
12	Christian Roberts	TE	6-2	210	Jr.	Addison, Ala./Addison HS
13	Jamari Cannon	CB	5-10	158	Fr.	Lancaster, Calif./Santa Barbara CC
13	Logan Cross	QB	6-6	195	Fr.	Social Circle, Ga./Social Circle HS
14	Jackson Beatty	WR	5-11	175	Fr.	Mountain Brook, Ala./Mountain Brook HS
15	Clay Burdeshaw	S	6-2	185	So.	Homewood, Ala./Homewood HS
16	Kamron Smith	CB	6-0	195	Sr.	Bonaire, Ga./Charleston Southern
17	Seth Parker	CB	5-10	175	Gr.	Hoover, Ala./Columbia
17	James McGinn	QB	6-1	185	Fr.	Windermere, Fla./First Academy
18	Stephen Martin	WR	6-5	210	Sr.	Orlando, Fla./UCF
19	Connor Masters	QB	5-9	170	Sr.	Louisville, Ky./Christian Academy of Louisville
20	Mirach Kelly	RB	5-9	203	Sr.	Pascagoula, Miss./Toledo
21	Ethan Fisher	K	5-7	135	Fr.	Tallahassee, Fla./North Florida Christian HS
21	Carson Goold	WR	6-5	205	Jr.	Memphis, Tenn./Houston HS
22	Xavier Nurse	DE	6-3	245	Gr.	Brooklyn, N.Y./Maine
22	Ken Cherry	RB	5-11	190	Fr.	Huntsville, Ala./Madison Academy
23	Noah Young	WR	6-5	215	Sr.	Birmingham, Ala./North Alabama
24	Edwin Dearman	S	5-11	200	Gr.	Spring, Texas/Northern Iowa
24	Kobe Hughes	RB	5-10	182	Sr.	Birmingham, Ala./Birmingham-Southern
25	Jadon Loving	WR	5-10	160	Fr.	Trussville, Ala./Hewitt-Trussville HS
25	William Pruitt	S	6-2	185	Fr.	Atlanta, Ga./Marist School
26	Mitch Owen	S	6-1	185	Sr.	Atlanta, Ga./Marist School
26	Colton Pace	WR	5-9	165	Fr.	Brentwood, Tenn./Ravenwood HS
27	Gumbo Gaskins	CB	6-1	190	So.	Jonesboro, Ga./Vanderbilt
27	Conner Pace	RB	5-9	184	Sr.	Brentwood, Tenn./Ravenwood HS
28	Jonathan Bennett	RB	5-10	180	Gr.	Birmingham, Ala./Alabama
29	CJ Douglas	S	5-10	195	So.	Leeds, Ala./Leeds HS
30	Carson Sloan	LB	6-2	220	Fr.	Blackshear, Ga./Pierce County HS
30	Harrison Weathington	K	6-2	189	Jr.	Huntsville, Ala./Randolph School
31	Damonta Witherspoon	RB	5-8	210	Sr.	East St. Louis, Ill./Murray State
31	Maddox McKim	LB	6-4	210	Fr.	Brentwood, Tenn./Brentwood HS
32	Samuel Willoughby	WR	5-10	165	Gr.	Vestavia Hills, Ala./Alabama
33	Jaden Mosley	LB	6-2	208	Jr.	Mobile, Ala./Hutchinson CC
33	Teddy Davenport	WR	5-10	175	Jr.	Alpharetta, Ga./UAB
34	Maik Gaither	LB	6-2	205	Gr.	Stockbridge, Ga./Alcorn State
35	Nick Speros	WR	5-10	165	Jr.	Alpharetta, Ga./Mt. Pisgah Christian School
36	Dayton Green	WR	5-11	176	Sr.	Madison, Ga./Birmingham-Southern
37	Gage Geren	WR	5-11	175	Sr.	Louisville, Ky./Christian Academy
38	Emerson Russell	RB	5-6	160	Fr.	Chelsea, Ala./Chelsea HS
39	Gavin Morris	LB	6-1	215	So.	Cumming, Ga./South Forsyth HS
39	Ryan Skinner	RB	6-1	200	Fr.	Cullman, Ala./The Citadel
40	Wade White	S	6-0	200	Sr.	Prattville, Ala./Prattville HS
41	Tate Taylor	TE	6-0	228	Jr.	Nashville, Tenn./Lipscomb Academy
41	Jake Haynes	LB	6-2	225	Fr.	Hartselle, Ala./Hartselle HS
42	Jordan Russell	DE	6-0	225	Sr.	Birmingham, Ala./Georgia State
43	Daniel Bethel	K	6-1	195	Jr.	Clinton, Tenn./Tennessee
44	Corey Warren	DT	6-0	257	So.	Hoover, Ala./Georgia State
45	Thomas Neville	DE	6-3	215	Gr.	Loganville, Ga./Dunwoody HS
45	Jaden Daniels	WR	5-10	165	Fr.	Vestavia Hills, Ala./Vestavia Hills HS
46	Trustin Nothington	S	6-1	190	Jr.	Bay St. Louis, Miss./Ole Miss
48	Nour Tayara	WR	6-0	190	Jr.	Pass Christian, Miss./St. Olaf (MN)
49	Vance Nicklaus	TE	6-5	240	Jr.	Duluth, Ga./Florida State
50	Darrian King	OL	6-3	295	Sr.	Oak Grove, Miss./East Mississippi CC
51	Jacob Gettman	K	6-0	160	Fr.	Daytona Beach, Fla./Mainland HS
52	Wesley Graham	OL	6-3	300	Fr.	Smiths Station, Ala./Glenwood HS
53	Kaden McKeown	LS	6-0	195	Fr.	Mableton, Ga./Whitefield Academy
54	Luke Bryne	OL	6-4	305	Gr.	Forsyth, Ga./Mary Persons HS
55	Johnny Johnson	DL	6-1	263	Gr.	St. Amant, La./St. Amant HS
56	Aidan Barr	LS	6-0	205	So.	West Palm Beach, Fla./Cardinal Newman HS
57	Cooper Frazier	OL	6-4	305	Gr.	Corinth, Miss./Corinth HS
58	Chris Noble	OL	6-4	287	Gr.	Brewton, Ala./UAB
59	Will Thorley	P	6-3	215	So.	Torquay, AUS/ProKick Australia
61	Alex Applefield	LS	5-10	208	Gr.	Dothan, Ala./Houston Academy
63	Zach Bond	OL	6-3	290	Sr.	McHenry, Miss./Northwest Mississippi CC
64	Noah Watts	OL	6-1	295	So.	Alabaster, Ala./Thompson HS
69	JP Oliver	DL	6-0	260	Jr.	Jackson, Tenn./Trinity Christian Academy
70	Brett Johnson	OL	6-4	290	Jr.	Maplesville, Ala./UAB
71	Carson Donovan	OL	6-2	255	Fr.	Calera, Ala./Evangel Christian
72	Joshua Lovett	OL	6-0	255	So.	Knoxville, Tenn./Birmingham-Southern
73	Justin Perritt	OL	6-2	285	Jr.	Covington, La./Northlake Christian School
74	Tyler Douthit	OL	6-4	280	Fr.	Woodstock, Ga./Woodstock HS
75	Charlie Rickell	OL	6-4	252	Sr.	Dunwoody, Ga./Birmingham Southern
76	Michael Snow	OL	6-5	240	Fr.	Pell City, Ala./Pell City HS
77	Zach Brown	OL	6-4	280	Sr.	Loetio, Tenn./Loetio HS
78	Duncan Johnson	OL	6-5	275	Fr.	Augusta, Ga./Aquinas HS
79	Donovan Hawkins	OL	6-1	310	Sr.	Pinson, Ala./Pinson Valley HS
80	Wilson Beaverstock	K	6-0	210	Gr.	Mobile, Ala./UAB
81	Jamall Thompson	DL	6-3	268	Jr.	Sarasota, Fla./Sarasota HS
82	Jaylon Barden	WR	5-11	180	Gr.	Macon, Ga./Georgia Southern
83	Thomas D'Armond	WR	6-0	195	So.	Baton Rouge, La./Episcopal HS
84	Preston Bird	WR	5-9	170	Fr.	Bonaire, Ga./Veterans HS
85	Wesley Carlock	WR	5-10	175	Jr.	Jackson, Tenn./Univ. School of Jackson
86	Nick Crayton	WR	6-3	213	Fr.	Decatur, Ala./Austin HS
87	Forrest Taylor	K	5-8	165	Jr.	Foley, Ala./Coffeyville CC
88	Joel Decoursey	TE	6-4	230	Gr.	Zionsville, Ind./Vanderbilt
89	Michael Citchler	TE	6-3	225	Jr.	Roswell, Ga./Blessed Trinity HS
90	Conroy Cunningham II	DE	6-3	235	Gr.	Melbourne, Fla./Bethune-Cookman
91	Jaylin Raine	DL	6-2	275	Gr.	Memphis, Tenn./Dartmouth
93	Daniel Bettis	TE	6-1	250	Gr.	Tuskegee, Ala./Booker T. Washington HS
94	Makhi Gilbert	DL	6-3	290	So.	Phenix City, Ala./Central HS
95	Maxton Woodward	DL	6-2	336	Jr.	Philadelphia, Miss./Holmes CC
96	Nazir Sy	DL	6-3	300	Gr.	Caton, Ga./Northwestern State
97	Nick Jackson	DL	6-1	270	Gr.	Orlando, Fla./Winter Park HS
98	Joshua Mathiasen	DL	6-2	325	Sr.	Elmhurst, Ill./Oliver Nazarene
99	Tyler Durant	DL	6-3	270	Fr.	Daphne, Ala./Daphne HS

#SoConFB





## 2024 SCHEDULE

Aug. 31 (TBA)  
at West Georgia



Oct. 19 (TBA)  
Mercer\*



Sept. 7 (7 p.m.)  
at Florida



Oct. 26 (2 p.m.)  
at The Citadel\*



Sept. 14 (1 p.m.)  
Alabama State



Nov. 2 (TBA)  
Wofford\*



Sept. 28 (2 p.m.)  
at Furman\*



Nov. 9 (TBA)  
Tennessee Tech



Oct. 5 (TBA)  
VMI\*



Nov. 16 (12:30 p.m.)  
at Chattanooga\*



Oct. 12 (3:30 p.m.)  
at ETSU\*



Nov. 23 (TBA)  
Western Carolina\*



\* Southern Conference game

## SAMFORD BULLDOGS

### Basic information

Location: ..... Birmingham, Ala.  
 Founded: ..... 1841  
 Enrollment: ..... 5,509  
 Nickname: ..... Bulldogs  
 Colors: ..... Red and Blue  
 President: ..... Dr. Beck Taylor  
 Director of athletics: ..... Martin Newton  
 Stadium: ..... Seibert Stadium  
 Capacity: ..... 6,700

### Media relations

Football contact: ..... Tyler Brain  
 Email: ..... tbrain@samford.edu  
 Office: ..... 205-726-4350  
 Cell: ..... 256-616-3097  
 Press box phone: ..... 205-726-2143/2144  
 Website: ..... SamfordSports.com

### Team information

2023 record: ..... 6-5  
 SoCon record: ..... 4-4 (t-5th)  
 Home: ..... 4-2  
 Away: ..... 2-3  
 Lettermen returning/lost: ..... 46/30  
 Off. starters returning/lost: ..... 6/5  
 Def. starters returning/lost: ..... 3/8  
 Specialists returning/lost: ..... 2/4  
 Basic offense: ..... Spread  
 Basic defense: ..... 4-3



Tyler Brain  
Football SID

### SoCon titles (2)

2013 (vacated in 2016). 2022

### FCS Playoff appearances (6)

1991, 1992, 2013, 2016, 2017, 2022



**SAMFORD RUNNING BACK  
DAMONTA WITHERSPOON**



**SAMFORD QUARTERBACK QUINCY CRITTENDON**





# SAMFORD



## 2023 TEAM STATISTICS

TEAM STATISTICS	SAM	OPP
SCORING	319	267
Points Per Game	29.0	24.3
FIRST DOWNS	257	226
Rushing	97	108
Passing	142	96
Penalty	18	22
RUSHING YARDAGE	1537	1966
Yards gained rushing	1890	2122
Yards lost rushing	353	156
Rushing Attempts	372	412
Average Per Rush	4.1	4.8
Average Per Game	139.7	178.7
TDs Rushing	24	20
PASSING YARDAGE	3120	2266
Comp-Att-Int	322-452-8	212-332-7
Average Per Pass	6.9	6.8
Average Per Catch	9.7	10.7
Average Per Game	283.6	206.0
TDs Passing	18	12
TOTAL OFFENSE	4657	4232
Total Plays	824	744
Average Per Play	5.7	5.7
Average Per Game	423.4	384.7
KICK RETURNS: #-Yards	24-517	40-822
PUNT RETURNS: #-Yards	19-281	16-10
INT RETURNS: #-Yards	7-46	8-161
KICK RETURN AVERAGE	21.5	20.5
PUNT RETURN AVERAGE	14.8	0.6
INT RETURN AVERAGE	6.6	20.1
FUMBLES-LOST	9-3	11-7
PENALTIES-Yards	61-643	61-536
Average Per Game	58.5	48.7
PUNTS-Yards	48-1705	53-2120
Average Per Punt	35.5	40.0
Net punt average	34.5	33.6
TIME OF POSSESSION/Game	27:28	32:10
3RD-DOWN Conversions	67/159	52/148
3rd-Down Pct	42%	35%
4TH-DOWN Conversions	10/23	13/26
4th-Down Pct	43%	50%
SACKS BY-Yards	15-71	39-227
MISC YARDS	0	0
TOUCHDOWNS SCORED	43	34
FIELD GOALS-ATTEMPTS	7-12	10-15
ON-SIDE KICKS	0-0	0-0
RED-ZONE SCORES	(32-42) 76%	(28-40) 70%
RED-ZONE TOUCHDOWNS	(26-42) 62%	(20-40) 50%
PAT-ATTEMPTS	(40-43) 93%	(31-32) 97%
ATTENDANCE	33707	118984
Games/Avg Per Game	6/5618	5/23797
Neutral Site Games		0/0

### SCORE BY QUARTERS

	1st	2nd	3rd	4th	Total
Samford	85	128	68	38	319
Opponents	43	106	56	62	267

## 2022 INDIVIDUAL STATISTICS

RUSHING	GP	Att	Gain	Loss	Net	Avg	TD	Long	Avg/G
Jay Stanton	11	147	990	19	971	6.6	11	61	88.3
Dam Witherspoon	11	80	351	12	339	4.2	5	31	30.8
Mychae Hamilton	7	41	200	6	194	4.7	3	20	27.7
Chandler Smith	11	6	61	0	61	10.2	2	22	5.5
Joseph Mera	11	1	35	0	35	35.0	0	35	3.2
Quin Crittendon	6	6	43	15	28	4.7	0	12	4.7
John Collins	4	3	21	2	19	6.3	0	13	4.8
Qui Crittendon	1	3	10	9	1	0.3	0	5	1.0
Iaan Cousin	10	1	0	2	-2	-2.0	0	0	-1.0
Nik Scalzo	2	1	0	2	-2	-2.0	0	0	-1.0
TEAM	10	7	0	29	-29	-4.1	0	0	-2.9
Michael Hiers	11	73	179	245	-66	-0.9	3	23	-6.0
<b>Total.....</b>	<b>11</b>	<b>372</b>	<b>1890</b>	<b>353</b>	<b>1537</b>	<b>4.1</b>	<b>24</b>	<b>61</b>	<b>139.7</b>
<b>Opponents.....</b>	<b>11</b>	<b>412</b>	<b>2122</b>	<b>156</b>	<b>1966</b>	<b>4.8</b>	<b>20</b>	<b>70</b>	<b>178.7</b>

PASSING	GP	Effic	Comp-Att-Int	Pct	Yards	TD	Long	Avg/G
Michael Hiers	11	141.04	313-434-8	72.1	3044	18	67	276.7
Quin Crittendon	6	75.94	5-13-0	38.5	58	0	31	9.7
Qui Crittendon	1	62.60	1-2-0	50.0	3	0	3	3.0
Qadir Ismail	10	209.20	1-1-0	100.0	13	0	13	1.3
Nik Scalzo	2	142.00	1-1-0	100.0	5	0	5	2.5
<b>Total.....</b>	<b>11</b>	<b>138.82</b>	<b>322-452-8</b>	<b>71.2</b>	<b>3120</b>	<b>18</b>	<b>67</b>	<b>283.6</b>
<b>Opponents.....</b>	<b>11</b>	<b>128.90</b>	<b>212-332-7</b>	<b>63.9</b>	<b>2266</b>	<b>12</b>	<b>62</b>	<b>206.0</b>

RECEIVING	G	No.	Yds	Avg	TD	Lg	Avg/G
Chandler Smith	11	73	880	12.1	5	41	80.0
Brendan Jenkins	11	41	312	7.6	4	38	28.4
Ty King	11	36	455	12.6	2	59	41.4
DJ Rias	8	31	386	12.5	1	67	48.2
R.J. Starkey	11	27	204	7.6	0	23	18.5
Jay Stanton	11	23	130	5.7	2	32	11.8
Iaan Cousin	10	18	216	12.0	1	43	21.6
E. Jai Mason	10	17	157	9.2	2	16	15.7
Qadir Ismail	10	11	114	10.4	0	46	11.4
Mychae Hamilton	7	8	36	4.5	0	19	5.1
Michael Vice	10	8	29	3.6	1	9	2.9
Thomas D'Armond	5	7	53	7.6	0	13	10.6
Dam Witherspoon	11	6	15	2.5	0	9	1.4
Masters,Connor	2	5	50	10.0	0	18	25.0
Carson Goold	11	2	31	15.5	0	31	2.8
Peyton Ringer	5	2	21	10.5	0	14	4.2
Thoma D'Armond	2	2	20	10.0	0	17	10.0
Quin Crittendon	6	1	13	13.0	0	13	2.2
Camden Simons	2	1	7	7.0	0	7	3.5
Nick Speros	1	1	5	5.0	0	5	5.0
Tate Taylor	8	1	1	1.0	0	1	0.1
Levine,Ben	1	1	0	0.0	0	0	0.0
<b>Total.....</b>	<b>11</b>	<b>323</b>	<b>3132</b>	<b>9.7</b>	<b>18</b>	<b>67</b>	<b>284.7</b>
<b>Opponents.....</b>	<b>11</b>	<b>212</b>	<b>2266</b>	<b>10.7</b>	<b>12</b>	<b>62</b>	<b>206.0</b>

PUNT RETURNS	No.	Yards	Avg	TD	Long
Chandler Smith	19	281	14.8	1	90
<b>Total.....</b>	<b>19</b>	<b>281</b>	<b>14.8</b>	<b>1</b>	<b>90</b>
<b>Opponents.....</b>	<b>16</b>	<b>10</b>	<b>0.6</b>	<b>0</b>	<b>9</b>

INTERCEPTIONS	No.	Yards	Avg	TD	Long
Xavier Nurse	1	0	0.0	0	0
Jamari Cannon	1	28	28.0	0	28
Jaden Mosley	1	0	0.0	0	0
Kourtlan Marsh	1	0	0.0	0	0
Kamron Smith	1	0	0.0	0	0
Garrett Morris	1	16	16.0	0	16
Dontae Pollard	1	2	2.0	0	2
<b>Total.....</b>	<b>7</b>	<b>46</b>	<b>6.6</b>	<b>0</b>	<b>28</b>
<b>Opponents.....</b>	<b>8</b>	<b>161</b>	<b>20.1</b>	<b>2</b>	<b>78</b>

KICK RETURNS	No.	Yards	Avg	TD	Long
Ty King	14	362	25.9	0	47
DJ Rias	6	142	23.7	0	59
Dam Witherspoon	2	3	1.5	0	3
Brendan Jenkins	1	10	10.0	0	10
David Coltrane	1	0	0.0	0	0
<b>Total.....</b>	<b>24</b>	<b>517</b>	<b>21.5</b>	<b>0</b>	<b>59</b>
<b>Opponents.....</b>	<b>40</b>	<b>822</b>	<b>20.5</b>	<b>0</b>	<b>37</b>

TACKLES	GP	Solo	Ast	Total	TFL/Yds	Sacks/Yds
Noah Martin	11	68	41	109	14.0-49	3.5-22
Jaden Mosley	10	30	30	60	4.5-10	0.5-0
Garrett Morris	10	41	17	58	2.0-2	.
Kourtlan Marsh	11	42	9	51	1.0-1	.
Devin Smith	12	37	12	49	2.5-3	.
<b>Total.....</b>	<b>11</b>	<b>473</b>	<b>248</b>	<b>721</b>	<b>51-145</b>	<b>15-71</b>
<b>Opponents.....</b>	<b>11</b>	<b>522</b>	<b>242</b>	<b>764</b>	<b>75.0-312</b>	<b>39-227</b>

ALL PURPOSE	GP	Rush	Rcv	PR	KR	IR	Total	Avg/G
Chandler Smith	11	61	880	281	0	0	1222	111.1
Jay Stanton	11	971	130	0	0	0	1101	100.1
Ty King	11	0	455	0	362	0	817	74.3
DJ Rias	8	0	386	0	142	0	528	66.0
Dam Witherspoon	11	339	15	0	3	0	357	32.5
<b>Total.....</b>	<b>11</b>	<b>1537</b>	<b>3132</b>	<b>281</b>	<b>517</b>	<b>46</b>	<b>5513</b>	<b>501.2</b>
<b>Opponents.....</b>	<b>11</b>	<b>1966</b>	<b>2266</b>	<b>10</b>	<b>822</b>	<b>161</b>	<b>5225</b>	<b>475.0</b>

FIELD GOALS	Made-Att	Pct	01-19	20-29	30-39	40-49	50-99	Long	Blkd
Wilson Beaverstock	7-12	58.3	0-0	3-5	3-4	1-3	0-0	40	1

SCORING	TD	FGs	Kick	Rush	Rcv	Pass	DXP	Saf	Pts
Jay Stanton	13	0-0	0-0	0-0	0-0	0-0	0-0	0	78
Wil Beaverstock	0	7-12	40-43	0-0	0-0	0-0	0-0	0	61
Chandler Smith	8	0-0	0-0	0-0	0-0	0-0	0-0	0	48
Dam Witherspoon	5	0-0	0-0	0-0	0-0	0-0	0-0	0	30
Brendan Jenkins	4	0-0	0-0	0-0	0-0	0-0	0-0	0	24
Mychae Hamilton	3	0-0	0-0	0-0	0-0	0-0	0-0	0	18
Michael Hiers	3	0-0	0-0	0-0	0-0	0-0	0-0	0	18
Ty King	2	0-0	0-0	0-0	0-0	0-0	0-0	0	12
E. Jai Mason	2	0-0	0-0	0-0	0-0	0-0	0-0	0	12
Michael Vice	1	0-0	0-0	0-0	0-0	0-0	0-0	0	6
DJ Rias	1	0-0	0-0	0-0	0-0	0-0	0-0	0	6
Iaan Cousin	1	0-0	0-0	0-0	0-0	0-0	0-0	0	6
<b>Total.....</b>	<b>43</b>	<b>7-12</b>	<b>40-43</b>	<b>0-0</b>	<b>0-0</b>	<b>0-0</b>	<b>0-0</b>	<b>0</b>	<b>319</b>
<b>Opponents.....</b>	<b>34</b>	<b>10-15</b>	<b>31-32</b>	<b>0-1</b>	<b>1</b>	<b>1-1</b>	<b>0</b>	<b>0</b>	<b>267</b>

TOTAL OFFENSE	GP	Plays	Rush	Pass	Total	Avg/G
Michael Hiers	11	507	-66	3044	2978	270.7
Jay Stanton	11	147	971	0	971	88.3
Dam Witherspoon	11	80	339	0	339	30.8
Mychae Hamilton	7	41	194	0	194	27.7
Quin Crittendon	6	19	28	58	86	14.3
Chandler Smith	11	6	61	0	61	5.5
Joseph Mera	11	1	35	0	35	3.2
John Collins	4	3	19	0	19	4.8
Qadir Ismail	10	1	0	13	13	1.3
Qui Crittendon	1	5	1	3	4	4.0
Nik Scalzo	2	2	-2	5	3	1.5
Iaan Cousin	10	1	-2	0	-2	-0.2
2Q	1	2	0	-3	-3	-3.0
24	1	2	-12	0	-12	-12.0
TEAM	10	7	-29	0	-29	-2.9
<b>Total.....</b>	<b>11</b>	<b>824</b>	<b>1537</b>	<b>3120</b>	<b>4657</b>	<b>423.4</b>
<b>Opponents.....</b>	<b>11</b>	<b>744</b>	<b>1966</b>	<b>2266</b>	<b>4232</b>	<b>384.7</b>

PUNTING	No.	Yds	Avg	Long	TB	FC	I20	50+	Blkd
Will Thorley	48	1705	35.5	53	2	13	16	4	0
<b>Total.....</b>	<b>48</b>	<b>1705</b>	<b>35.5</b>	<b>53</b>	<b>2</b>	<b>13</b>	<b>16</b>	<b>4</b>	<b>0</b>
<b>Opponents.....</b>	<b>53</b>	<b>2120</b>	<b>40.0</b>	<b>76</b>	<b>3</b>	<b>20</b>	<b>11</b>	<b>8</b>	<b>0</b>

KICKOFFS	No.	Yds	Avg	TB	OB Retn	Net YdLn
Henry Bishop	53	3051	57.6	9	1	0
John Collins	5	315	63.0	1	0	0
Forrest Taylor	2	128	64.0	1	0	0
<b>Total.....</b>	<b>60</b>	<b>3494</b>	<b>58.2</b>	<b>11</b>	<b>1</b>	<b>822</b>
<b>Opponents.....</b>	<b>54</b>	<b>2864</b>	<b>53.0</b>	<b>16</b>	<b>3</b>	<b>517</b>

#SoConFB



## 2023 RESULTS (6-5, 4-4 SOCON; T-5TH)

Date	Opponent	W/L	Score	Attendance
Aug 31, 2023	SHORTER	W	69-14	5932
*Sep 09, 2023	at Western Carolina	L	7-30	12410
Sep 16, 2023	at Auburn	L	13-45	88043
*Sep 23, 2023	CHATTANOOGA	L	24-47	10870
*Sep 30, 2023	ETSU	W	42-28	2931
*Oct 07, 2023	at Wofford	W	31-10	4514
*Oct 14, 2023	FURMAN	L	21-27	5908
*Oct 21, 2023	at VMI	W	27-14	4245
*Oct 28, 2023	THE CITADEL	W	37-7	5023
*Nov 11, 2023	at Mercer	L	21-28	9772
Nov 18, 2023	UT MARTIN	W	27-17	3043

\* Southern Conference game

## 2023 TEAM GAME-BY-GAME

Date	Opponent	Rushing				Receiving				Passing				Kick returns				Punt returns				Total off
		No.	Yds	TD	Lg	No.	Yds	TD	Lg	Cmp-Att-Int	Yds	TD	Lg	No	Yds	TD	Lg	No	Yds	TD	Lg	
Aug 31, 2023	SHORTER	34	122	5	20	33	438	5	46	33-43-0	438	5	46	3	99	0	59	2	47	0	33	560
Sep 09, 2023	at Western Carolina	23	46	0	18	21	315	1	67	21-34-0	315	1	67	6	79	0	22	0	0	0	0	361
Sep 16, 2023	at Auburn	28	74	1	22	19	144	1	39	19-33-2	144	1	39	1	26	0	26	0	0	0	0	218
Sep 23, 2023	CHATTANOOGA	33	174	2	23	33	299	1	31	33-48-2	299	1	31	2	47	0	47	1	12	0	12	473
Sep 30, 2023	ETSU	42	159	5	33	42	399	1	59	41-49-2	387	1	59	4	98	0	32	4	43	0	18	546
Oct 07, 2023	at Wofford	44	206	3	20	31	252	1	25	31-43-1	252	1	25	2	30	0	16	1	10	0	10	458
Oct 14, 2023	FURMAN	31	46	1	22	36	291	2	38	36-48-0	291	2	38	0	0	0	0	1	9	0	9	337
Oct 21, 2023	at VMI	40	210	3	36	35	226	0	48	35-46-0	226	0	48	1	21	0	21	3	27	0	17	436
Oct 28, 2023	THE CITADEL	33	151	2	37	26	353	3	43	26-36-0	353	3	43	1	23	0	23	2	23	0	14	504
Nov 11, 2023	at Mercer	27	112	1	30	25	210	2	32	25-36-1	210	2	32	2	17	0	14	1	-1	0	0	322
Nov 18, 2023	UT MARTIN	37	237	1	61	22	205	1	32	22-36-0	205	1	32	2	77	0	41	4	111	1	90	442
	<b>Totals</b>	<b>372</b>	<b>1537</b>	<b>24</b>	<b>61</b>	<b>323</b>	<b>3132</b>	<b>18</b>	<b>67</b>	<b>322-452-8</b>	<b>3120</b>	<b>18</b>	<b>67</b>	<b>24</b>	<b>517</b>	<b>0</b>	<b>59</b>	<b>19</b>	<b>281</b>	<b>1</b>	<b>90</b>	<b>4657</b>
	<b>Opponent</b>	<b>412</b>	<b>1966</b>	<b>20</b>	<b>70</b>	<b>212</b>	<b>2266</b>	<b>12</b>	<b>62</b>	<b>212-332-7</b>	<b>2266</b>	<b>12</b>	<b>62</b>	<b>40</b>	<b>822</b>	<b>0</b>	<b>37</b>	<b>16</b>	<b>10</b>	<b>0</b>	<b>9</b>	<b>4232</b>

Games played: 11  
 Avg per rush: 4.1  
 Avg per catch: 9.7  
 Pass efficiency: 138.82  
 Kick ret avg: 21.5  
 Punt ret avg: 14.8  
 All purpose avg/game: 501.2  
 Total offense avg/gm: 423.4

Date	Opponent	Tackles			TFL-Yds	Sacks No-Yds	Fumble		Pass defense			Blkd Kick	PAT attempts			Saf	Pts
		Solo	Ast	Total			FF	FR-Yds	Int-Yds	QBH	Brk		Att-Mad	Run	Rcv		
Aug 31, 2023	SHORTER	35	26	61	8.0-24	2.0-3	0	0-0	0-0	2	3	0	10-9	0	0	0	69
Sep 09, 2023	at Western Carolina	58	28	86	3.0-7	0.0-0	0	0-0	0-0	0	4	0	1-1	0	0	0	7
Sep 16, 2023	at Auburn	61	12	73	5.0-7	1.0-1	0	1-0	2-0	3	1	0	2-1	0	0	0	13
Sep 23, 2023	CHATTANOOGA	42	10	52	4.0-7	2.0-5	0	0-0	0-0	0	1	0	3-3	0	0	0	24
Sep 30, 2023	ETSU	38	8	46	3.0-17	2.0-16	0	0-0	1-16	4	4	0	6-6	0	0	0	42
Oct 07, 2023	at Wofford	24	42	66	6.0-16	1.0-6	0	0-0	1-0	0	6	1	4-4	0	0	0	31
Oct 14, 2023	FURMAN	50	10	60	3.0-16	2.0-15	1	0-0	1-2	5	2	0	3-3	0	0	0	21
Oct 21, 2023	at VMI	39	24	63	7.0-24	3.0-16	0	1-0	0-0	0	7	1	3-3	0	0	0	27
Oct 28, 2023	THE CITADEL	39	32	71	4.0-5	0.0-0	1	2-24	0-0	2	3	0	5-4	0	0	0	37
Nov 11, 2023	at Mercer	54	20	74	3.0-8	1.0-6	1	1-0	0-0	1	2	0	3-3	0	0	0	21
Nov 18, 2023	UT MARTIN	33	36	69	5.0-14	0.0-0	2	2-0	2-28	2	2	0	3-3	0	0	0	27
	<b>Totals</b>	<b>473</b>	<b>248</b>	<b>721</b>	<b>51.0-145</b>	<b>14.0-68</b>	<b>5</b>	<b>7-24</b>	<b>7-46</b>	<b>19</b>	<b>35</b>	<b>2</b>	<b>43-40</b>	<b>0</b>	<b>0</b>	<b>0</b>	<b>319</b>
	<b>Opponent</b>	<b>522</b>	<b>242</b>	<b>764</b>	<b>75.0-312</b>	<b>37.0-196</b>	<b>6</b>	<b>3-0</b>	<b>8-161</b>	<b>22</b>	<b>30</b>	<b>1</b>	<b>32-31</b>	<b>0</b>	<b>1</b>	<b>0</b>	<b>267</b>

Date	Opponent	Punting				Blkd	TB	FC	50+	I20	Field goals			Blkd	Kickoffs			
		No	Yds	Avg	Long						Att-Made	Lg	No		Yds	Avg	TB	OB
Aug 31, 2023	SHORTER	3	108	36.0	40	0	1	1	0	0	0	0	0	11	686	62.4	1	0
Sep 09, 2023	at Western Carolina	4	138	34.5	40	0	0	1	0	1	0	0	0	2	127	63.5	1	0
Sep 16, 2023	at Auburn	7	213	30.4	40	0	0	1	0	0	0	0	0	3	188	62.7	0	0
Sep 23, 2023	CHATTANOOGA	1	36	36.0	36	0	0	1	0	1	0	1	0	5	218	43.6	0	0
Sep 30, 2023	ETSU	2	72	36.0	38	0	0	0	0	0	0	0	0	7	410	58.6	2	0
Oct 07, 2023	at Wofford	5	173	34.6	40	0	0	2	0	2	0	25	0	6	325	54.2	1	0
Oct 14, 2023	FURMAN	5	179	35.8	41	0	0	2	0	3	0	0	0	4	240	60.0	1	0
Oct 21, 2023	at VMI	5	200	40.0	53	0	0	1	1	3	3	16	354	59.0	0	0	0	
Oct 28, 2023	THE CITADEL	4	136	34.0	41	0	0	1	0	0	0	37	0	6	374	62.3	3	0
Nov 11, 2023	at Mercer	6	234	39.0	50	0	0	1	1	4	1	0	4	254	63.5	1	0	
Nov 18, 2023	UT MARTIN	6	216	36.0	50	0	1	2	1	2	3	40	0	6	318	53.0	1	1
	<b>Totals</b>	<b>48</b>	<b>1705</b>	<b>35.5</b>	<b>53</b>	<b>0</b>	<b>2</b>	<b>13</b>	<b>3</b>	<b>16</b>	<b>3</b>	<b>16</b>	<b>40</b>	<b>160</b>	<b>3494</b>	<b>58.2</b>	<b>11</b>	<b>1</b>
	<b>Opponent</b>	<b>53</b>	<b>2120</b>	<b>40.0</b>	<b>76</b>	<b>0</b>	<b>3</b>	<b>20</b>	<b>8</b>	<b>11</b>	<b>8</b>	<b>11</b>	<b>48</b>	<b>254</b>	<b>2864</b>	<b>53.0</b>	<b>16</b>	<b>3</b>





# SAMFORD

## SAMFORD VS. 2024 OPPONENTS

### Samford 1, West Georgia 0

**At SAM:** SAM leads 1-0

**At UWG:** N/A

**Chris Hatcher vs. UWG:** 1-0

**Joel Taylor vs. SAM:** N/A

**Last SAM win:** 21-19 in 2008

**Last UWG win:** N/A

**Longest SAM streak:** 1 (2008)

**Longest UWG streak:** N/A

**Last 10 meetings:** SAM leads 1-0

**Current streak:** SAM has won one

**Largest SAM win:** 61-19 in 2008

**Largest SHO win:** N/A

Year	Winner	Score	Site
2008	UWG	21-19	Birmingham, Ala.

### Florida 1, Samford 0

**At SAM:** N/A

**At FLA:** 0-1

**Chris Hatcher vs. FLA:** 0-1

**Billy Napier vs. SAM:** 1-0

**Last SAM win:** N/A

**Last FLA win:** 70-52, 2021

**Longest SAM streak:** N/A

**Longest WCU streak:** 1 (2021)

**Last 10 meetings:** FLA leads 1-0

**Current streak:** FLA has won one

**Largest SAM win:** N/A

**Largest FLA win:** 70-52 in 2021

Year	Winner	Score	Site
2021	FLA	70-52	Gainesville, Fla.

### Samford 0, Alabama State 0

**First meeting**

### Furman 14, Samford 12

**At FUR:** SAM leads 8-6

**At SAM:** FUR leads 7-5

**Clay Hendrix vs. SAM:** 4-3

**Chris Hatcher vs. FUR:** 4-7 (0-2 GSU, 4-5 SAM)

**Last FUR win:** 27-21 in 2023

**Last SAM win:** 34-27 in 2022

**Longest FUR streak:** 7 (1997-2010)

**Longest SAM streak:** 5 (1962-69)

**Last 10 meetings:** Series tied 5-5

**Current streak:** FUR has won one

**Largest FUR win:** 58-14 in 2019

**Largest SAM win:** 45-0 in 2014

Year	Winner	Score	Site
1961	FUR	21-14	Greenville, S.C.
1962	SAM	14-7	Greenville, S.C.
1966	SAM	17-7	Greenville, S.C.
1967	SAM	42-28	Birmingham, Ala.
1968	SAM	17-12	Greenville, S.C.
1969	SAM	34-14	Birmingham, Ala.
1997	FUR	29-10	Birmingham, Ala.
1998	FUR	34-24	Greenville, S.C.
2004	FUR	45-10	Birmingham, Ala.
2005	FUR	45-23	Greenville, S.C.
2008	FUR	28-27	Birmingham, Ala.

2009	FUR	26-24	Greenville, S.C.
2010	FUR	27-10	Birmingham, Ala.
2011	SAM	26-21	Greenville, S.C.
2012	SAM	24-21	Birmingham, Ala.
2013	FUR	35-17	Greenville, S.C.
2014	SAM	45-0	Greenville, S.C.
2015	FUR	20-17	Birmingham, Ala.
2016	SAM	38-21	Greenville, S.C.
2017	SAM	26-20	Birmingham, Ala.
2018	SAM	38-25	Greenville, S.C.
2019	FUR	58-14	Birmingham, Ala.
2020-21	FUR	44-37 (OT)	Greenville, S.C.
2021	FUR	41-34	Birmingham, Ala.
2022	SAM	34-27	Greenville, S.C.
2023	FUR	27-21	Birmingham, Ala.

### Samford 8, VMI 3

**At SAM:** SAM leads 4-1

**At VMI:** SAM leads 4-2

**Chris Hatcher vs. VMI:** 6-3

**Dany Rocco vs. SAM:** 0-1

**Last SAM win:** 27-14 in 2023

**Last VMI win:** 46-45 in 2021

**Longest SAM streak:** 6 (2001-18)

**Longest VMI streak:** 3 (2019-21)

**Last 10 meetings:** SAM leads 7-3

**Current streak:** SAM has won two

**Largest SAM win:** 73-22 in 2018

**Largest VMI win:** 48-41 (OT) in 2019

Year	Winner	Score	Site
2001	SAM	46-28	Lexington, Va.
2014	SAM	63-21	Lexington, Va.
2015	SAM	49-13	Lexington, Va.
2016	SAM	55-21	Birmingham, Ala.
2017	SAM	26-7	Lexington, Va.
2018	SAM	73-22	Birmingham, Ala.
2019	VMI	48-41 (OT)	Lexington, Va.
2020-21	VMI	38-37 (OT)	Birmingham, Ala.
2021	VMI	46-45	Lexington, Va.
2022	SAM	34-15	Birmingham, Ala.
2023	SAM	27-14	Lexington, Va.

### Samford 8, ETSU 3

**At ETSU:** SAM leads 4-2

**At SAM:** SAM leads 3-1

**George Quarles vs. SAM:** 0-2

**Trey Lamb vs. ETSU:** 5-3

**Last ETSU win:** 55-48 (OT) in 2021

**Last SAM win:** 42-28 in 2023

**Longest ETSU streak:** 2 (2020-21)

**Longest SAM streak:** 3 (1989-91; 2017-19)

**Last 10 meetings:** SAM leads 5-3

**Current streak:** SAM has won two

**Largest ETSU win:** 24-17 in 2020-21; 55-48 (OT) in 2021

**Largest SAM win:** 42-7 in 2017

Year	Winner	Score	Site
1989	SAM	38-23	Birmingham, Ala.
1990	SAM	17-13	Johnson City, Tenn.
1991	SAM	31-6	Johnson City, Tenn.

2016	ETSU	15-14	Johnson City, Tenn.
2017	SAM	42-7	Birmingham, Ala.
2018	SAM	38-27	Johnson City, Tenn.
2019	SAM	24-17	Birmingham, Ala.
2020-21	ETSU	24-17	Johnson City, Tenn.
2021	ETSU	55-48 (OT)	Birmingham, Ala.
2022	SAM	55-45	Johnson City, Tenn.
2023	SAM	42-28	Birmingham, Ala.

### Samford 14, Mercer 14, 1 tie

**At MER:** MER leads 12-7-1

**At SAM:** SAM leads 7-2

**At neutral sites:** SAM leads 1-0

**Mike Jacobs vs. SAM:** N/A

**Chris Hatcher vs. MER:** 5-4

**Last MER win:** 28-21 in 2023

**Last SAM win:** 50-44 (OT) in 2022

**Longest MER streak:** 4 (1910-15)

**Longest SAM streak:** 8 (1937-2017)

**Last 10 meetings:** SAM leads 6-4

**Current streak:** MER has won one

**Largest MER win:** 45-0 in 1908

**Largest SAM win:** 47-21 in 2015

Year	Winner	Score	Site
1907	MER	11-6	Macon, Ga.
1908	MER	45-0	Macon, Ga.
1909	SAM	6-5	Macon, Ga.
1910	MER	28-0	Macon, Ga.
1911	MER	29-0	Macon, Ga.
1912	MER	36-0	Birmingham, Ala.
1915	MER	14-7	Macon, Ga.
1916	SAM	26-7	Birmingham, Ala.
1920	SAM	33-13	Macon, Ga.
1924	MER	14-5	Macon, Ga.
1926	MER	3-0	Macon, Ga.
1927	SAM	14-0	Macon, Ga.
1928	SAM	15-7	Macon, Ga.
1929	MER	7-2	Macon, Ga.
1932	MER	21-6	Macon, Ga.
1936	Tie	0-0	Macon, Ga.
1937	SAM	13-0	Birmingham, Ala.
1939	SAM	7-3	Albany, Ga.
1940	SAM	14-6	Macon, Ga.
1941	SAM	27-6	Birmingham, Ala.
2014	SAM	21-18	Birmingham, Ala.
2015	SAM	47-21	Macon, Ga.
2016	SAM	24-19	Birmingham, Ala.
2017	SAM	20-3	Macon, Ga.
2018	MER	30-24	Birmingham, Ala.
2019	MER	36-33 (3OT)	Macon, Ga.
2020-21	SAM	44-20	Birmingham, Ala.
2021	MER	45-42	Macon, Ga.
2022	SAM	50-44 (OT)	Birmingham, Ala.
2023	MER	28-21	Macon, Ga.

### Samford 10, The Citadel 7

**At CIT:** tied 3-3

**At SAM:** SAM leads 5-1

**Maurice Drayton vs. SAM:** 0-1

**Chris Hatcher vs. CIT:** 9-3 (3-0 GSU, 6-3 SAM)

**Last CIT win:** 42-27 in 2018

**Last SAM win:** 37-7 in 2023

#SoConFB



## SAMFORD VS. 2024 OPPONENTS

**Longest CIT streak:** 2 (2009-10)  
**Longest SAM streak:** 5 (2019-23)  
**Last 10 meetings:** SAM leads 7-3  
**Current streak:** SAM has won five  
**Largest CIT win:** 35-16 in 1989; 44-25 in 2015  
**Largest SAM win:** 55-7 in 2020-21

Year	Winner	Score	Site
1989	CIT	35-16	Charleston, S.C.
2008	SAM	28-10	Birmingham, Ala.
2009	CIT	28-16	Charleston, S.C.
2010	CIT	13-12	Birmingham, Ala.
2011	SAM	19-14	Charleston, S.C.
2012	SAM	38-7	Birmingham, Ala.
2013	CIT	28-26	Charleston, S.C.
2014	SAM	20-17	Charleston, S.C.
2015	CIT	44-25	Birmingham, Ala.
2016	CIT	37-34 (OT)	Charleston, S.C.
2017	SAM	35-14	Birmingham, Ala.
2018	CIT	42-27	Charleston, S.C.
2019	SAM	61-55 (4OT)	Birmingham, Ala.
2020-21	SAM	55-7	Charleston, S.C.
2021	SAM	35-14	Birmingham, Ala.
2022	SAM	38-3	Charleston, S.C.
2023	SAM	37-7	Birmingham, S.C.

### Samford 16, Wofford 5

**At SAM:** SAM leads 8-3  
**At WOF:** SAM leads 8-2  
**Chris Hatcher vs. WOF:** 11-1 (2-1 GSU, 9-0 SAM)

### Shawn Watson vs. SAM: 0-2

**Last SAM win:** 31-10 in 2023  
**Last WOF win:** 24-20 in 2014  
**Longest SAM streak:** 9 (2015-23)  
**Longest WOF streak:** 2 (2010-11)

**Last 10 meetings:** SAM leads 9-1  
**Current streak:** SAM has won nine  
**Largest SAM win:** 31-10 in 2023  
**Largest WOF win:** 28-7 in 2008

Year	Winner	Score	Site
1949	WOF	27-13	Spartanburg, S.C.
1961	SAM	16-13	Spartanburg, S.C.
1962	SAM	34-28	Birmingham, Ala.
1972	SAM	30-14	Birmingham, Ala.
1996	SAM	20-14 (OT)	Birmingham, Ala.
2008	WOF	28-7	Birmingham, Ala.
2009	SAM	27-24	Spartanburg, S.C.
2010	WOF	10-3	Birmingham, Ala.
2011	WOF	38-23	Spartanburg, S.C.
2012	SAM	24-17 (2OT)	Birmingham, Ala.
2013	SAM	34-27	Spartanburg, S.C.
2014	WOF	24-20	Birmingham, Ala.
2015	SAM	37-27	Spartanburg, S.C.
2016	SAM	28-26	Birmingham, Ala.
2017	SAM	24-21	Spartanburg, S.C.
2018	SAM	35-20	Birmingham, Ala.
2019	SAM	21-14	Spartanburg, S.C.
2020-21	SAM	37-31	Birmingham, Ala.
2021	SAM	27-24	Spartanburg, S.C.
2022	SAM	28-14	Birmingham, Ala.
2023	SAM	31-10	Spartanburg, S.C.



**SAMFORD LINEBACKER NOAH MARTIN**

### Samford 5, Tennessee Tech 3

**At SAM:** tied 2-2  
**At TNT:** SAM leads 3-1  
**At neutral sites:** N/A  
**Chris Hatcher vs. TNT:** 2-1  
**Bobby Wilder vs. SAM:** N/A  
**Last SAM win:** 33-28 in 2022  
**Last TNT win:** 59-58 (2OT) in 2019  
**Longest SAM streak:** 2 (2021-22)  
**Longest TNT streak:** 1 (2019)  
**Last 10 meetings:** SAM leads 5-3  
**Current streak:** SAM has won two  
**Largest SAM win:** 52-14 in 2021  
**Largest TNT win:** 51-44 in 2002

Year	Winner	Score	Site
2002	TNT	51-44	Birmingham, Ala.
2003	SAM	42-24	Cookeville, Tenn.
2004	SAM	20-17	Birmingham, Ala.
2006	TNT	20-14	Birmingham, Ala.
2007	SAM	59-52	Cookeville, Tenn.
2019	TNT	59-58 (2OT)	Cookeville, Tenn.
2021	SAM	52-14	Birmingham, Ala.
2022	SAM	33-28	Cookeville, Tenn.

### Chattanooga 34, Samford 11, 3 ties

**At SAM:** UTC leads 12-5  
**At UTC:** UTC leads 22-6-2

### At neutral sites: Series tied 0-0-1

**Chris Hatcher vs. UTC:** 3-8 (2-1 GSU, 1-7 SAM)  
**Rusty Wright vs. SAM:** 3-1  
**Last SAM win:** 35-24 in 2022  
**Last UTC win:** 47-24 in 2023  
**Longest SAM streak:** 2 (three times)  
**Longest UTC streak:** 8 (1964-01)  
**Last 10 meetings:** UTC leads 8-2  
**Current streak:** UTC has won one  
**Largest SAM win:** 63-0 in 1906  
**Largest UTC win:** 56-0 in 1910

Year	Winner	Score	Site
1906	SAM	63-0	Birmingham, Ala.
1907	SAM	21-7	Chattanooga, Tenn.
1907	UTC	29-0	Chattanooga, Tenn.
1909	Tie	0-0	Chattanooga, Tenn.
1910	UTC	56-0	Chattanooga, Tenn.
1914	UTC	14-0	Chattanooga, Tenn.
1921	UTC	26-3	Chattanooga, Tenn.
1923	Tie	0-0	Chattanooga, Tenn.
1924	SAM	28-0	Chattanooga, Tenn.
1925	SAM	3-0	Birmingham, Ala.
1926	UTC	23-0	Chattanooga, Tenn.
1928	UTC	14-0	Birmingham, Ala.
1929	UTC	20-14	Chattanooga, Tenn.
1930	UTC	13-9	Chattanooga, Tenn.
1931	UTC	14-0	Chattanooga, Tenn.





# SAMFORD

## SAMFORD VS. 2024 OPPONENTS

1932	UTC	19-0	Birmingham, Ala.
1936	UTC	6-0	Chattanooga, Tenn.
1937	SAM	6-0	Birmingham, Ala.
1938	UTC	13-6	Chattanooga, Tenn.
1939	SAM	33-14	Birmingham, Ala.
1940	UTC	28-0	Chattanooga, Tenn.
1941	Tie	7-7	Anniston, Ala.
1945	UTC	47-7	Chattanooga, Tenn.
1962	SAM	22-12	Chattanooga, Tenn.
1964	UTC	28-13	Chattanooga, Tenn.
1965	UTC	25-10	Chattanooga, Tenn.
1967	UTC	28-0	Birmingham, Ala.
1968	UTC	40-7	Chattanooga, Tenn.
1998	UTC	23-13	Chattanooga, Tenn.
1999	UTC	29-27	Birmingham, Ala.
2000	UTC	23-6	Chattanooga, Tenn.
2001	UTC	28-14	Birmingham, Ala.
2003	SAM	31-23	Chattanooga, Tenn.
2008	SAM	30-7	Chattanooga, Tenn.
2009	UTC	14-7	Birmingham, Ala.
2010	UTC	48-14	Chattanooga, Tenn.
2011	UTC	24-9	Birmingham, Ala.
2012	UTC	20-13	Chattanooga, Tenn.
2013	SAM	17-14 (OT)	Birmingham, Ala.
2014	UTC	38-24	Chattanooga, Tenn.
2015	UTC	31-21	Birmingham, Ala.
2016	UTC	41-21	Chattanooga, Tenn.
2017	UTC	23-21	Birmingham, Ala.
2018	UTC	27-20	Chattanooga, Tenn.
2019	UTC	35-27	Birmingham, Ala.
2021	UTC	55-13	Birmingham, Ala.
2022	SAM	35-24	Chattanooga, Tenn.
2023	UTC	47-24	Birmingham, Ala.



**SAMFORD COACH CHRIS HATCHER**

### Samford 17, Western Carolina 4

**At SAM:** SAM leads 10-1

**At WCU:** SAM leads 7-3

**Chris Hatcher vs. WCU:** 9-3 (3-0 GSU, 6-3 SAM)

**Kerwin Bell vs. SAM:** 1-3 (0-1 JU, 1-2 WCU)

**Last SAM win:** 35-12 in 2022

**Last WCU win:** 30-7 in 2023

**Longest SAM streak:** 11 (1991-14)

**Longest WCU streak:** 1 (1969; 2015; 2017:2023)

**Last 10 meetings:** SAM leads 7-3

**Current streak:** WCU has won one

**Largest SAM win:** 62-23 in 2013

**Largest WCU win:** 47-13 in 1969

Year	Winner	Score	Site
1969	WCU	47-13	Birmingham, Ala.
1991	SAM	16-3	Cullowhee, N.C.
1992	SAM	30-6	Birmingham, Ala.
1997	SAM	19-0	Birmingham, Ala.
1999	SAM	35-32 (OT)	Cullowhee, N.C.
2008	SAM	21-6	Cullowhee, N.C.
2009	SAM	16-3	Birmingham, Ala.
2010	SAM	38-7	Cullowhee, N.C.
2011	SAM	52-24	Birmingham, Ala.
2012	SAM	25-21	Cullowhee, N.C.
2013	SAM	62-23	Birmingham, Ala.
2014	SAM	34-20	Birmingham, Ala.

2015	WCU	56-36	Cullowhee, N.C.
2016	SAM	30-17	Birmingham, Ala.
2017	WCU	38-34	Cullowhee, N.C.
2018	SAM	66-28	Birmingham, Ala.
2019	SAM	31-13	Cullowhee, N.C.
2020-21	SAM	55-27	Birmingham, Ala.
2021	SAM	42-37	Cullowhee, N.C.
2022	SAM	35-12	Birmingham, Ala.
2023	WCU	30-7	Cullowhee, N.C.



## SAMFORD YEAR-BY-YEAR

Year	Overall	SoCon	Place	Coach
1902	3 1 0			W.H. Gwin
1903	1 4 0			W.T. O'Hara/W.H. Gwin
1904	No team			
1905	1 2 1			Davis F. Stakely
1906	6 2 1			John Counselman
1907	3 6 0			John Counselman
1908	2 4 0			John Counselman/Winton M. Blount
1909	5 2 1			J.B. Longwell
1910	1 8 0			J.C. Donnelly
1911	1 6 1			J.B. Longwell
1912	1 7 0			B.L. Noojin
1913	5 3 1			B.L. Noojin
1914	4 3 1			B.L. Noojin
1915	3 4 1			Eugene Caton
1916	6 4 0			J.B. Longwell
1917	3 3 1			J.B. Longwell/C.W. Streit
1918	0 2 0			Maxwell James
1919	3 5 2			Chester Dillon
1920	3 5 1			R.C. Marshall
1921	3 6 0			R.C. Marshall
1922	2 6 2			Harris G. Cope
1923	3 4 3			Harris G. Cope
1924	3 5 1			Jenks Gillem
1925	6 3 0			Jenks Gillem
1926	4 4 1			Jenks Gillem
1927	7 2 2			Chester Dillon
1928	6 4 1			Chester Dillon
1929	5 4 2			Eddie McLane
1930	5 5 0			Eddie McLane
1931	8 2 2			Eddie McLane
1932	3 7 0			Eddie McLane
1933	7 1 2			Eddie McLane
1934	3 4 2			Clyde Propst
1935	7 1 2			Billy Bancroft
1936	5 3 1			Billy Bancroft
1937	5 3 0			Billy Bancroft
1938	2 5 0			Billy Bancroft
1939	3 6 1			Billy Bancroft
1940	4 5 0			William White
1941	4 5 1			William White
1942	No team			
1943	2 2 0			Euil Snider
1944	0 5 0			Bub Walker
1945	0 5 0			Bub Walker
1946-47	No team			
1948	4 4 0			Ted McCrary
1949	4 5 0			Earl Gartman
1950	2 8 0			Earl Gartman
1951	2 3 1			Earl Gartman
1952	5 4 0			Earl Gartman
1953	1 8 0			Earl Gartman
1954	2 7 0			William White
1955	1 8 0			Howard Foote
1956	2 5 2			Howard Foote
1957	4 5 0			Virgil Ledbetter
1958	1 6 1			Virgil Ledbetter
1959	9 1 0			Bobby Bowden
1960	8 1 0			Bobby Bowden
1961	7 2 0			Bobby Bowden
1962	7 2 0			Bobby Bowden
1963	5 3 1			Herman L. Scott
1964	4 4 1			Herman L. Scott
1965	4 6 0			Herman L. Scott
1966	6 3 1			John Lee Armstrong
1967	8 2 1			John Lee Armstrong
1968	6 4 0			John Lee Armstrong
1969	2 6 1			Wayne Grubb
1970	5 5 0			Wayne Grubb
1971	9 1 0			Wayne Grubb
1972	5 3 2			Wayne Grubb
1973	4 5 0			Wayne Grubb
1974-83	No team			
1984	1 7 0			Kim Alsop
1985	2 8 0			Kim Alsop
1986	3 6 0			Kim Alsop
1987	9 1 0			Terry Bowden
1988	5 6 0			Terry Bowden
1989	4 7 0			Terry Bowden
1990	6 4 1			Terry Bowden
1991	12 2 0			Terry Bowden
1992	9 3 0			Terry Bowden
1993	5 6 0			Chan Gailey

Year	Overall	SoCon	Place	Coach
1994	4 6 1			Pete Hurt
1995	7 4 0			Pete Hurt
1996	6 5 0			Pete Hurt
1997	7 4 0			Pete Hurt
1998	6 5 0			Pete Hurt
1999	7 4 0			Pete Hurt
2000	4 7 0			Pete Hurt
2001	5 5 0			Pete Hurt/Bill Gray
2002	4 7 0			Bill Gray
2003	7 4 0			Bill Gray
2004	4 7 0			Bill Gray
2005	5 6 0			Bill Gray
2006	3 8 0			Bill Gray
2007	4 7 0			Pat Sullivan
2008	6 5 0	4 4 0	t-4th	Pat Sullivan
2009	5 6 0	3 5 0	6th	Pat Sullivan
2010	4 7 0	2 6 0	7th	Pat Sullivan
2011	*6 5 0	4 4 0	5th	Pat Sullivan
2012	*7 4 0	5 3 0	t-4th	Pat Sullivan
2013	*8 5 0	6 2 0	t-1st	Pat Sullivan
2014	7 4 0	5 2 0	t-2nd	Pat Sullivan
2015	6 5 0	3 4 0	t-4th	Chris Hatcher
2016	7 5 0	5 3 0	4th	Chris Hatcher
2017	8 4 0	6 2 0	t-2nd	Chris Hatcher
2018	6 5 0	5 3 0	4th	Chris Hatcher
2019	5 7 0	4 4 0	t-4th	Chris Hatcher
2020-21	4 3 0	4 3 0	5th	Chris Hatcher
2021	4 7 0	3 5 0	t-7th	Chris Hatcher
2022	11 2 0	8 0 0	1st	Chris Hatcher
2023	6 5 0	4 4 0	t-5th	Chris Hatcher
<b>Total</b>	<b>479-469-47</b>	<b>71-54-0</b>		

\* 19 total wins vacated (all 6 from 2011, all 7 from 2012, 6 SoCon wins from 2013) in summer of 2016

## ALL-TIME SAMFORD COACHES

Coach	Seasons	Years	W	L	T	Pct.
W.H. Gwin	1902-03	2	3	4	0	.429
W.T. O'Hara	1903	1	1	1	0	.500
Davis F. Stakely	1905	1	1	2	1	.375
John Counselman	1906-08	3	9	10	1	.475
Winton M. Blount	1908	1	2	2	0	.500
J.C. Donnelly	1910	1	1	8	0	.111
B.L. Noojin	1912-14	3	10	13	2	.440
Eugene Caton	1915	1	3	4	1	.438
J.B. Longwell	1909, 11, 16-17	4	14	14	3	.500
C.W. Streit	1917	1	1	1	0	.500
Maxwell James	1918	1	0	2	0	.000
R.C. Marshall	1920-21	2	6	11	1	.361
Harris G. Cope	1922-23	2	5	10	5	.375
Sam Gillem	1924-26	3	13	12	2	.519
Chester Dillon	1919, 1927-28	3	16	11	5	.578
Eddie McLane	1929-33	5	28	19	6	.585
Clyde Propst	1934	1	3	4	2	.444
Billy Bancroft	1935-39	5	22	18	4	.545
Euil Snider	1943	1	2	2	0	.500
Erskine Walker	1944-45	2	0	10	0	.000
Ted McCrary	1948	1	4	4	0	.500
Earl Gartman	1949-53	5	14	28	1	.337
William White	1940-41, 1954	3	10	17	1	.375
Howard Foote	1955-56	2	3	13	2	.222
Virgil Ledbetter	1957-58	2	5	11	1	.324
Bobby Bowden	1959-62	4	31	6	0	.838
Herman L. Scott	1963-65	3	13	13	2	.500
John Lee Armstrong	1966-68	3	20	9	2	.677
Wayne Grubb	1969-73	5	25	20	3	.552
Kim Alsop	1984-86	3	6	21	0	.222
Terry Bowden	1987-92	6	45	23	1	.659
Chan Gailey	1993	1	5	6	0	.455
Pete Hurt	1994-2001	8	42	39	1	.512
Bill Gray	2001-06	6	27	33	0	.450
Pat Sullivan*	2007-14	8	47	43	0	.522
Chris Hatcher	2015-present	9	57	43	0	.570

\* 19 wins from 2011-13 vacated in summer of 2016




SEIBERT STADIUM (6,700)





# CHATTANOOGA

## RUSTY WRIGHT HEAD COACH



**Alma mater (year):**.....Chattanooga (1996)  
**Hometown:** ..... Petticoat Junction, S.C.  
**Career record (years):**..... 30-22 (5)  
**School record (years):**..... Same  
**SoCon record (years):**..... 24-12 (5)  
**FCS Playoff appearances:**..... 1

## WRIGHT'S YEAR-BY-YEAR RECORD

Year	School	SoCon	Overall
2019	Chattanooga	5-3 (3rd)	6-6
2020-21	Chattanooga	3-1 (2nd)	3-2
2021	Chattanooga	5-3 (3rd)	6-5
2022	Chattanooga	5-3 (t-3rd)	7-4
2023	Chattanooga	6-2 (t-2nd)	8-5
<b>Career (5)</b>		<b>24-12 (.667)</b>	<b>30-22 (.576)</b>

## 2024 COACHING STAFF

Joe Pizzo ..... Offensive coordinator/quarterbacks  
Kevin Revis ..... Offensive line  
Zeb Spier ..... Tight ends  
Ricky Spradling ..... Receivers  
D.J. Knox ..... Running backs  
Mike Yeager ..... Defensive coordinator/linebackers  
Julian Miller ..... Defensive Tackles  
Anthony Shakir ..... Defensive line  
Korel Smith ..... Cornerbacks  
Wolfgang Shafer ..... Safeties/Special teams  
Tyrus Ward ..... Defensive Ends

## 2024 ROSTER

No.	Name	Pos.	Ht.	Wt.	Cl.	Hometown/Last School	No.	Name	Pos.	Ht.	Wt.	Cl.	Hometown/Last School
0	Wiggles, Quay	DT	6-3	293	Sr.	Atlanta, Ga./Mays	49	Karajic, ALEN	K	6-4	204	Sr.	Chattanooga, Tenn./Jacksonville State
2	Mitchell, Alex	LB	6-1	230	Jr.	Murfreesboro, Tenn./Riverdale	50	Lively, Devin	OL	6-2	290	Fr.	Lebanon, Tenn./Air Force Prep
2	Durant, Justus	RB	5-9	172	Jr.	Palm Bay, Fla./Shorter	51	Livingston, Noah	DE	6-2	231	Jr.	Queensbridge, N.Y./Virginia Union
3	Davis, Reggie	RB	6-0	200	Jr.	Montgomery, Ala./Lee	52	Crim, Almarion	OL	6-2	286	Jr.	Adamsville, Ala./Houston
4	Walker, Jordan	DB	6-0	188	Jr.	Lafayette, Ala./Lafayette	53	Ragland, B.J.	OL	6-1	288	Jr.	Chattanooga, Tenn./Charlotte
4	Little, A.J.	WR	5-10	179	Fr.	Macon, Miss./Noxubee Co.	54	Smith, CJ	DT	6-2	262	Fr.	Knoxville, Tenn./Knox West
5	Brown, Kameron	LB	6-1	245	Sr.	Sugar Hill, Ga./Auburn	55	Tayo, Ky	DT	5-11	288	So.	Columbia, S.C./Spring Valley
5	Domercant, Chris	WR	6-1	187	Jr.	Bellingham, Mass./Stonehill	56	Paul, Nick	OL	6-2	308	Fr.	Decatur, Ga./Clarke Central
6	Whitley, Javin	WR	5-10	167	Jr.	Rockmart, Ga./Rockmart	57	Jones, Jamarr	DT	6-0	240	So.	Hendersonville, Tenn./Pope John Paul II
7	Lowery III, Reuben	DB	5-9	198	Sr.	Powder Springs, Ga./Hillgrove	58	Freeman, Marquise	DE	6-3	226	Jr.	Cocoa, Fla./Washington St.
8	Thornton, Zaire	WR	6-1	181	Sr.	Atlanta, Ga./Tennessee St.	59	Flores, Gabe	DT	6-1	259	Fr.	Cincinnati, Ohio/Lakota West
9	Artopoulos, Chase	QB	6-2	198	Sr.	Orcutt, Calif./UCLA	61	Sesterhenn, Pete	P	5-11	182	Fr.	Signal Mountain, Tenn./Signal Mountain
10	Bakhole, Joseph	DE	6-2	243	Sr.	Charlotte, N.C./ULM	62	Jackson, Tracy	OL	6-2	313	Fr.	Memphis, Tenn./Whitehaven
10	Wyche, Journey	RB	5-6	187	Fr.	Louisville, Ky./Ballard	63	Ney, Jules	OL	6-2	294	Fr.	Wiesbaden, Germany/Rabun Gap
11	Phillips, Sam	WR	5-9	179	Jr.	Cartersville, Ga./Cartersville	64	Williams, Reid	OL	6-1	281	Jr.	Ringgold, Ga./Ringgold
12	Clemmer, Matthew	QB	6-5	221	Fr.	Maryville, Tenn./Maryville	65	Va'a, Christian	OL	6-0	300	Jr.	American Samoa/East Los Angeles College
13	Mwamba, Beni	DB	6-1	190	Fr.	Erlanger, Ky./Dixie Heights	66	Alexander, Watts	OL	6-4	274	Fr.	Mountain Brook, Ala./Mountain Brook
14	Jones, Josh	DB	5-9	188	Jr.	Smyrna, Tenn./Smyrna	67	Ragland, Tyrell	OL	6-2	308	Jr.	Knoxville, Tenn./Carson-Newman
15	Smallwood, Taylor	DB	6-0	201	Jr.	Lawrenceville, Ga./Lafayette	68	Goodner, Bryce	OL	6-2	298	Jr.	Athens, Tenn./Virginia Tech
15	Williams, Josh	WR	6-0	185	Fr.	Anderson, S.C./Westside	69	Donald, Aidan	OL	6-3	253	Fr.	Lebanon, Tenn./Lebanon
16	Alberson, Battle	QB	6-2	204	Fr.	Gulf Breeze, Fla./Gulf Breeze	70	Jeffries, Bubba	OL	6-3	293	Fr.	Greenback, Tenn./Indiana
16	Coleman, Demetrius	DB	5-11	181	Jr.	LaGrange, Ga./Callaway	71	Klein, Jacob	OL	6-5	300	So.	Rossville, Ga./Ridgeland
17	Schomburg, Luke	QB	6-4	200	So.	Huntsville, Ala./Sparkman	72	Hollinsworth, Parker	OL	6-1	271	Fr.	White House, Tenn./White House
18	Hobbs, Treyvon	DB	5-10	183	Gr.	Jacksonville, Fla./Brown	73	Warren, Keaton	OL	6-5	284	Fr.	Chattanooga, Tenn./Chattanooga Christian
19	Batiste, Jeremiah	DB	6-1	183	Jr.	Chattanooga, Tenn./Miami (Ohio)	76	Thompson, Tre	OL	6-1	318	So.	Chattanooga, Tenn./Union (Ky.)
20	Harris, Christian	DB	5-10	157	Fr.	Elberton, Ga./Elbert Co.	78	Buchanan, Will	OL	6-6	323	Jr.	Asheville, N.C./Liberty
21	Houston, Chris	RB	5-9	171	Sr.	Chesterfield, Va./Charlotte	79	Monnot III, Dave	OL	6-5	281	Sr.	Joliet, Ill./Purdue
22	Jackson, Lance	RB	5-9	197	Sr.	Norcross, Ga./Norcross	80	Kelley, Gray	K	6-0	199	Fr.	Acworth, Ga./Allatoona
23	Baah-Slay, Kam	DB	6-3	188	So.	Nashville, Tenn./Father Ryan	80	Crumedy, Taylor	WR	5-10	150	Fr.	Cortelyou, Ala./Leroy
24	Battle, Josh	DB	6-0	195	Jr.	Hoschton, Ga./Mill Creek	81	Restelli, Dalton	TE	6-4	230	Fr.	Chattanooga, Tenn./Baylor
24	Lehman, Eagan	RB	5-10	175	Fr.	Baldwinsville, N.Y./Milford	83	Rozier, Matt	WR	5-11	184	Fr.	Huntsville, Ala./Sparkman
25	Bishop, Chayce	DB	5-10	180	Jr.	Franklin, Tenn./Ball St.	84	Green, Daniel	TE	6-5	235	Fr.	Jackson, Tenn./Jackson Christian
25	Jeffries, Malachi	RB	5-11	207	Fr.	Cartersville, Ga./Cartersville	85	Eberly-Rodriguez, Nathaniel	TE	6-4	246	Jr.	Petoskey, Mich./Wayne State
26	Jude, Jaden	WR	6-4	199	So.	Athens, Ala./Athens	86	Swafford, Brody	WR	6-0	189	Jr.	Cleveland, Tenn./Austin Peay
27	Adams, D.J.	DB	6-0	160	So.	Cleveland, Tenn./Cleveland	87	Gibson, Jay	TE	6-5	255	Sr.	Cleveland, Tenn./Western Kentucky
29	Smith, Amaari	DB	5-11	174	So.	Pahokee, Fla./Western Kentucky	88	McIntyre, John	TE	6-3	230	Fr.	Athens, Ala./Athens
30	Davis, Jr., Rickie	DB	5-10	198	Jr.	Las Vegas, Nev./Western Kentucky	89	Davis, Eli	TE	6-0	240	So.	Clinton, Tenn./Carson-Newman
31	Harris III, Leroy	DE	6-5	230	Fr.	Brentwood, Tenn./Presbyterian	90	Thomas, EJ	DT	6-3	310	Sr.	Pritchard, Ala./Contra Costa CC
32	Joseph, Kobe	LB	6-3	241	Sr.	Sharpsville, Pa./Harvard	91	Henderson, Montrell	DT	6-2	292	So.	Riverdale, Ga./Charles Drew
33	Gilmore, Jestin	DE	6-2	213	So.	Tuscaloosa, Ala./Tuscaloosa	92	Kelley, Jude	K	6-2	187	Sr.	Acworth, Ga./Georgia Tech
34	Delashmitt, Connor	LB	5-11	206	So.	Chattanooga, Tenn./Silverdale Bapt. Acad.	93	Morris, Kelvin	DT	6-1	284	Jr.	Hartselle, Ala./Hartselle
34	Locke, Solomon	RB	5-10	195	So.	Dalton, Ga./Christian Heritage	94	Taylor, Marlon	DT	6-2	317	Sr.	Brunswick, Ga./Glynn Academy
35	Cooksey Jr., Martez	DB	5-10	185	Fr.	Antioch, Tenn./Ensworth	95	Harvey, Isaiah	DT	6-0	253	Fr.	Warner Robins, Ga./Northside
38	Dickson, Amanuel	LB	5-11	197	Fr.	Greeneville, Tenn./Greeneville	96	Victor, Chris	DE	6-4	235	Sr.	Jacksonville, Fla./Mississippi Valley State
39	Jones, Meshach	DB	6-2	190	So.	Dyersburg, Tenn./Dyersburg	97	Brown, Will	OL	6-0	259	Fr.	Memphis, Tenn./Lausanne
40	Crutcher, AD	DB	5-9	171	Fr.	Chattanooga, Tenn./Red Bank	98	Stewart, David	DE	6-0	220	So.	Germantown, Tenn./UT Martin
41	Feggins, Landon	LB	6-1	215	Fr.	Athens, Tenn./McMinn County	99	Jehu, Heath	P	6-0	175	Fr.	Birmingham, Ala./Kentucky
42	Rutledge, Zion	LB	5-11	226	So.	Powder Springs, Ga./Hillgrove							
43	Gaines, Jaden	DE	6-4	256	Jr.	Alpharetta, Ga./Eastern Michigan							
44	Reid, Grant	LS	6-1	203	Jr.	Jackson, Tenn./Tennessee							
45	Jackson, Kendall	LB	6-0	200	So.	Oak Ridge, Tenn./Oak Ridge							
46	Myers, Ethan	LS	6-0	223	Jr.	Murfreesboro, Tenn./Austin Peay							
48	Gann, Brody	LS	5-10	201	So.	Ringgold, Ga./Ringgold							

#SoConFB

## 2024 SCHEDULE

Aug. 31 (12:45 p.m.)  
at Tennessee



Oct. 19 (1:30 p.m.)  
Wofford\*



Sept. 7 (7 p.m.)  
at Georgia State



Oct. 26 (4 p.m.)  
VMI\*



Sept. 14 (6 p.m.)  
Mercer\*



Nov. 2 (2:30 p.m.)  
at Western Carolina\*



Sept. 28 (6 p.m.)  
Portland State



Nov. 9 (1 p.m.)  
at The Citadel\*



Oct. 5 (3:30 p.m.)  
at ETSU\*



Nov. 16 (12:30 p.m.)  
Samford\*



Oct. 12 (TBA)  
at Furman\*



Nov. 23 (1 p.m.)  
at Austin Peay



\* Southern Conference game

## CHATTANOOGA MOCS

### Basic information

Location: ..... Chattanooga, Tenn.  
Founded: ..... 1886  
Enrollment: ..... 11,728  
Nickname: ..... Mocs  
Colors: ..... Navy, Old Gold and Silver  
Chancellor: ..... Dr. Steve Angle  
Director of athletics: ..... Mark Wharton  
Stadium: ..... Finley Stadium  
Capacity: ..... 20,668

### Media relations

Football contact: ..... Jim Horten  
Email: ..... james-horten@utc.edu  
Office: ..... 423-425-2350  
Cell: ..... 423-645-8733  
Press box phone: ..... 423-757-9322  
Website: ..... GoMocs.com

### Team information

2023 record: ..... 8-5  
SoCon record: ..... 6-2 (t-2nd)  
Home: ..... 3-2  
Away: ..... 5-3  
Lettermen returning/lost: .....  
Off. starters returning/lost: .....  
Def. starters returning/lost: .....  
Specialists returning/lost: .....  
Basic offense: ..... Multiple  
Basic defense: ..... Multiple



Jim Horten  
Football SID

### SoCon titles (7)

1977, 1978, 1979, 1984, 2013, 2014, 2015

### FCS Playoff appearances (5)

1984, 2014, 2015, 2016, 2023



**CHATTANOOGA LINEBACKER ALEX MITCHELL**



**CHATTANOOGA OFFENSIVE LINEMAN REID WILLIAMS**





# CHATTANOOGA



## 2023 INDIVIDUAL STATISTICS

RUSHING	GP	Att	Gain	Loss	Net	Avg	TD	Long	Avg/G
Gino Appleberry	12	180	777	24	753	4.2	8	41	62.8
Ailym Ford	7	124	541	20	521	4.2	4	21	74.4
Reggie Davis	7	65	329	7	322	5.0	2	45	46.0
Chase Artopoulos	12	53	186	80	106	2.0	1	16	8.8
Chris Houston	10	31	107	6	101	3.3	0	19	10.1
Lance Jackson	8	11	27	5	22	2.0	1	8	2.8
Javin Whatley	14	3	9	0	9	3.0	0	6	0.6
Jamoi Mayes	13	1	3	0	3	3.0	0	3	0.2
TEAM	13	5	0	15	-15	-3.0	0	0	-1.2
Luke Schomburg	7	3	0	17	-17	-5.7	0	0	-2.4
Total.....	13	476	1979	174	1805	3.8	16	45	138.8
Opponents.....	13	430	2389	305	2084	4.8	21	81	160.3

## 2023 TEAM STATISTICS

TEAM STATISTICS	UTC	OPP
SCORING	357	319
Points Per Game	27.5	24.5
FIRST DOWNS	270	214
Rushing	92	94
Passing	144	109
Penalty	34	11
RUSHING YARDAGE	1805	2084
Yards gained rushing	1979	2389
Yards lost rushing	174	305
Rushing Attempts	476	430
Average Per Rush	3.8	4.8
Average Per Game	138.8	160.3
TDs Rushing	16	21
PASSING YARDAGE	3176	2523
Comp-Att-Int	228-381-12	219-369-10
Average Per Pass	8.3	6.8
Average Per Catch	13.9	11.5
Average Per Game	244.3	194.1
TDs Passing	22	16
TOTAL OFFENSE	4981	4607
Jamoi Mayes		
Total Plays	857	799
Average Per Play	5.8	5.8
Average Per Game	383.2	354.4
KICK RETURNS: #-Yards	22-457	33-649
PUNT RETURNS: #-Yards	14-102	23-346
INT RETURNS: #-Yards	10-185	12-185
KICK RETURN AVERAGE	20.8	19.7
PUNT RETURN AVERAGE	7.3	15.0
INT RETURN AVERAGE	20.6	15.4
FUMBLES-LOST	10-4	17-10
PENALTIES-Yards	63-525	84-841
Average Per Game	40.4	64.7
PUNTS-Yards	62-2597	67-2734
Average Per Punt	41.9	40.8
Net punt average	35.0	38.1
TIME OF POSSESSION/Game	32:15	27:41
3RD-DOWN Conversions	64/168	65/174
3rd-Down Pct	38%	37%
4TH-DOWN Conversions	4/8	8/18
4th-Down Pct	50%	44%
SACKS BY-Yards	36-204	18-92
MISC YARDS	0	0
TOUCHDOWNS SCORED	41	39
FIELD GOALS-ATTEMPTS	23-32	16-20
ON-SIDE KICKS	0-0	0-0
RED-ZONE SCORES	(41-46) 89%	(28-35) 80%
RED-ZONE TOUCHDOWNS	(24-46) 52%	(18-35) 51%
PAT-ATTEMPTS	(38-39) 97%	(37-39) 95%
ATTENDANCE	40886	152677
Games/Avg Per Game	5/8177	8/19085
Neutral Site Games		0/0

SCORE BY QUARTERS	1st	2nd	3rd	4th	Total
Chattanooga	85	136	64	72	357
Opponents	62	84	86	87	319

PASSING	GP	Effic	Comp-Att-Int	Pct	Yards	TD	Long	Avg/G
Chase Artopoulos	12	162.99	165-252-6	65.5	2361	18	70	196.8
Luke Schomburg	7	106.13	43-82-3	52.4	517	2	57	73.9
Ailym Ford	7	115.42	20-43-1	46.5	298	2	49	42.6
Matthew Clemmer	1	-100.00	0-2-1	0.0	0	0	0	0.0
TEAM	13	0.00	0-1-0	0.0	0	0	0	0.0
Javin Whatley	14	-200.00	0-1-1	0.0	0	0	0	0.0
Total.....	13	142.62	228-381-12	59.8	3176	22	70	244.3
Opponents.....	13	125.67	219-369-10	59.3	2523	16	59	194.1

RECEIVING	G	No.	Yds	Avg	TD	Lg	Avg/G
Jamoi Mayes	13	61	1035	17.0	4	70	79.6
Sam Phillips	13	60	624	10.4	4	31	48.0
Javin Whatley	14	54	966	17.9	9	67	69.0
Gin Appleberry	12	11	92	8.4	0	19	7.7
Camden Overton	9	11	85	7.7	0	17	9.4
Zaire Thornton	11	7	65	9.3	0	18	5.9
Jay Gibson	7	6	81	13.5	0	23	11.6
Chris Houston	10	4	56	14.0	1	36	5.6
Ailym Ford	7	4	11	2.8	0	6	1.6
Reggie Davis	7	3	12	4.0	0	14	1.7
Evan Brown	10	2	24	12.0	1	19	2.4
Demetr Coleman	3	2	8	4.0	1	8	2.7
AJ Little	2	1	57	57.0	1	57	28.5
Tyler Smith	7	1	47	47.0	1	47	6.7
Brody Swafford	11	1	13	13.0	0	13	1.2
Total.....	13	228	3176	13.9	22	70	244.3
Opponents.....	13	219	2523	11.5	16	59	194.1

PUNT RETURNS	No.	Yards	Avg	TD	Long
Jamoi Mayes	10	64	6.4	0	12
Sam Phillips	4	38	9.5	0	14
Total.....	14	102	7.3	0	14
Opponents.....	23	346	15.0	1	85

INTERCEPTIONS	No.	Yards	Avg	TD	Long
Jordan Walker	3	0	0.0	0	0
Kam Brown	3	87	29.0	1	78
Kobe Joseph	2	60	30.0	0	45
Clay Fields III	1	0	0.0	0	0
Alex Mitchell	1	38	38.0	1	38
Total.....	10	185	18.5	2	78
Opponents.....	12	185	15.4	1	48

KICK RETURNS	No.	Yards	Avg	TD	Long
Javin Whatley	19	402	21.2	0	38
Jamoi Mayes	3	55	18.3	0	20
Total.....	22	457	20.8	0	38
Opponents.....	33	649	19.7	0	70

TACKLES	GP	Solo	Ast	Total	TFL/Yds	Sacks/Yds
Alex Mitchell	13	39	39	78	3.5-8	1.0-6
Jordan Walker	13	37	35	72	5.5-16	1.5-7
Josh Battle	13	42	28	70	1.0-2	-
Kobe Joseph	12	28	31	59	5.0-14	2.0-9
Jay Person	12	28	28	56	17.0-80	9.5-58
Total.....	13	459	357	816	75-290	36-204
Opponents.....	13	456	398	854	52.0-159	18-92

SCORING	TD	FGs	Kick	Rush	Rcv	Pass	DXP	Saf	Pts
Clayton Crile	0	15-22	21-21	0-0	0	0-0	0	0	66
Javin Whatley	9	0-0	0-0	0-0	0	0-0	0	0	54
Gin Appleberry	8	0-0	0-0	1-1	0	0-0	0	0	50
Jude Kelley	0	8-10	17-18	0-0	0	0-0	0	0	41
Jamoi Mayes	5	0-0	0-0	0-0	0	0-0	0	0	30
Ailym Ford	4	0-0	0-0	0-0	0	1-1	0	0	24
Sam Phillips	4	0-0	0-0	0-0	0	0-0	0	0	24
Reggie Davis	2	0-0	0-0	0-0	0	0-0	0	0	12
Lance Jackson	1	0-0	0-0	0-0	0	0-0	0	0	6
Chase Artopoulos	1	0-0	0-0	0-0	0	0-0	0	0	6
Tyler Smith	1	0-0	0-0	0-0	0	0-0	0	0	6
AJ Little	1	0-0	0-0	0-0	0	0-0	0	0	6
Demetr Coleman	1	0-0	0-0	0-0	0	0-0	0	0	6
Evan Brown	1	0-0	0-0	0-0	0	0-0	0	0	6
Chris Houston	1	0-0	0-0	0-0	0	0-0	0	0	6
Alex Mitchell	1	0-0	0-0	0-0	0	0-0	0	0	6
Kam Brown	1	0-0	0-0	0-0	0	0-0	0	0	6
Camden Overton	0	0-0	0-0	0-0	1	0-0	0	0	2
Total.....	41	23-32	38-39	1-1	1	1-1	0	0	357
Opponents.....	39	16-20	37-39	0-0	0	0-0	0	0	319

TOTAL OFFENSE	GP	Plays	Rush	Pass	Total	Avg/G
Chase Artopoulos	12	305	106	2361	2467	205.6
Ailym Ford	7	167	521	298	819	117.0
Gin Appleberry	12	180	753	0	753	62.8
Luke Schomburg	7	85	-17	517	500	71.4
Reggie Davis	7	65	322	0	322	46.0
Chris Houston	10	31	101	0	101	10.1
Lance Jackson	8	11	22	0	22	2.8
Javin Whatley	14	4	9	0	9	0.6
Jamoi Mayes	13	1	3	0	3	0.2
TEAM	13	6	-15	0	-15	-1.2
Total.....	13	857	1805	3176	4981	383.2
Opponents.....	13	799	2084	2523	4607	354.4

PUNTING	No.	Yds	Avg	Long	TB	FC	I20	50+	Blkd
Clayton Crile	58	2496	43.0	67	3	15	17	13	0
Chase Artopoulos	2	72	36.0	42	1	0	1	0	0
Luke Schomburg	1	29	29.0	29	0	0	1	0	0
TEAM	1	0	0.0	0	0	0	0	0	1
Total.....	62	2597	41.9	67	4	15	19	13	1
Opponents.....	67	2734	40.8	58	4	22	15	12	0

KICKOFFS	No.	Yds	Avg	TB	OB Retn	Net YdLn
Clayton Crile	73	4194	57.5	32	8	
Jon Estes	1	56	56.0	0	0	
Jude Kelley	1	20	20.0	0	0	
Total.....	75	4270	56.9	32	8	649 39.7 25
Opponents.....	66	3658	55.4	25	3	457 40.9 24

ALL PURPOSE	GP	Rush	Rcv	PR	KR	IR	Total	Avg/G
Javin Whatley	14	9	966	0	402	0	1377	98.4
Jamoi Mayes	13	3	1035	64	55	0	1157	89.0
Gin Appleberry	12	753	92	0	0	0	845	70.4
Sam Phillips	13	0	624	38	0	0	662	50.9
Ailym Ford	7	521	11	0	0	0	532	76.0
Total.....	13	1805	3176	102	457	185	5725	440.4
Opponents.....	13	2084	2523	346	649	185	5787	445.2

FIELD GOALS	Made-Att	Pct	01-19	20-29	30-39	40-49	50-99	Long	Blkd
Jude Kelley	8-10	80.0	0-0	6-6	1-1	1-2	0-1	48	0
Clayton Crile	15-22	68.2	0-0	3-4	8-10	4-7	0-1	48	1

#SoConFB



## 2023 RESULTS (8-5, 6-2 SOCON; T-2ND)

Date	Opponent	W/L	Score	Attendance
Sep 02, 2023	at North Alabama	L	27-41	9361
Sep 09, 2023	KENNESAW ST.	W	27-20	8123
*Sep 16, 2023	THE CITADEL	W	48-3	6440
*Sep 23, 2023	at Samford	W	47-24	10870
*Sep 30, 2023	at Wofford	W	23-13	2956
*Oct 07, 2023	WESTERN CAROLINA	L	50-52	8978
*Oct 14, 2023	at Mercer	W	22-10	8729
*Oct 21, 2023	ETSU	W	34-3	8144
*Oct 28, 2023	at VMI	W	24-23	5318
*Nov 04, 2023	FURMAN	L	14-17	9201
Nov 18, 2023	at Alabama	L	10-66	100077
%Nov 25, 2023	at Austin Peay	W	24-21	7249
%Dec 02, 2023	at Furman	L	7-26	8117

\* Southern Conference game      % NCAA Division I FCS Playoffs

## 2023 TEAM GAME-BY-GAME

Date	Opponent	Rushing				Receiving				Passing				Kick returns				Punt returns				Total off
		No.	Yds	TD	Lg	No.	Yds	TD	Lg	Cmp	Att-Int	Yds	TD	Lg	No	Yds	TD	Lg	No	Yds	TD	
Sep 02, 2023	at North Alabama	41	173	1	16	20	298	2	49	20-43-1	298	2	49	3	56	0	22	4	28	0	12	471
Sep 09, 2023	KENNESAW ST.	31	123	0	15	23	276	3	62	23-28-1	276	3	62	1	12	0	12	2	8	0	9	399
Sep 16, 2023	THE CITADEL	41	183	2	21	13	257	4	57	13-17-0	257	4	57	1	17	0	17	0	0	0	0	440
Sep 23, 2023	at Samford	36	106	3	12	21	323	1	62	21-26-0	323	1	62	1	19	0	19	0	0	0	0	429
Sep 30, 2023	at Wofford	33	165	2	41	15	197	0	32	15-30-2	197	0	32	2	63	0	38	1	7	0	7	362
Oct 07, 2023	WESTERN CAROLINA	39	144	1	19	29	399	5	47	29-45-2	399	5	47	5	116	0	31	1	14	0	14	543
Oct 14, 2023	at Mercer	43	107	0	15	19	244	1	30	19-28-0	244	1	30	2	55	0	36	0	0	0	0	351
Oct 21, 2023	ETSU	48	159	2	13	19	259	2	45	19-29-1	259	2	45	1	23	0	23	3	27	0	10	418
Oct 28, 2023	at VMI	35	172	2	45	9	184	1	43	9-17-0	184	1	43	0	0	0	0	0	0	0	0	356
Nov 04, 2023	FURMAN	31	68	0	16	20	289	2	70	20-39-1	289	2	70	0	0	0	0	2	13	0	10	357
Nov 18, 2023	at Alabama	35	126	1	40	10	107	0	54	10-21-1	107	0	54	3	56	0	20	0	0	0	0	233
Nov 25, 2023	at Austin Peay	35	163	1	19	21	259	1	48	21-37-1	259	1	48	2	25	0	14	1	5	0	5	422
Dec 02, 2023	at Furman	28	116	1	25	9	84	0	32	9-21-2	84	0	32	1	15	0	15	0	0	0	0	200
	<b>Totals</b>	<b>476</b>	<b>1805</b>	<b>16</b>	<b>45</b>	<b>228</b>	<b>3176</b>	<b>22</b>	<b>70</b>	<b>228-381-12</b>	<b>3176</b>	<b>22</b>	<b>70</b>	<b>22</b>	<b>457</b>	<b>0</b>	<b>38</b>	<b>14</b>	<b>102</b>	<b>0</b>	<b>14</b>	<b>4981</b>
	<b>Opponent</b>	<b>430</b>	<b>2084</b>	<b>21</b>	<b>81</b>	<b>219</b>	<b>2523</b>	<b>16</b>	<b>59</b>	<b>219-369-10</b>	<b>2523</b>	<b>16</b>	<b>59</b>	<b>33</b>	<b>649</b>	<b>0</b>	<b>70</b>	<b>23</b>	<b>346</b>	<b>1</b>	<b>85</b>	<b>4607</b>

Games played: 13  
 Avg per rush: 3.8  
 Avg per catch: 13.9  
 Pass efficiency: 142.62  
 Kick ret avg: 20.8  
 Punt ret avg: 7.3  
 All purpose avg/game: 440.4  
 Total offense avg/gm: 383.2

Date	Opponent	Tackles			TFL-Yds	Sacks	Fumble		Pass defense			Blkd Kick	PAT attempts			Saf	Pts
		Solo	Ast	Total			No-Yds	FF	FR-Yds	Int-Yds	QBH		Brk	Att-Mad	Run		
Sep 02, 2023	at North Alabama	32	36	68	10.0-42	1.0-9	2	1-0	0-0	1	6	0	3-3	0	0	0	27
Sep 09, 2023	KENNESAW ST.	37	26	63	10.0-32	5.0-26	1	0-0	0-0	3	0	0	3-3	0	0	0	27
Sep 16, 2023	THE CITADEL	31	20	51	5.0-13	1.0-6	0	1-0	1-0	2	1	0	6-6	0	0	0	48
Sep 23, 2023	at Samford	57	6	63	4.0-10	2.0-8	1	1-0	2-116	4	1	0	6-5	0	0	0	47
Sep 30, 2023	at Wofford	34	42	76	8.0-33	6.0-31	1	1-0	1-0	2	4	0	2-2	0	0	0	23
Oct 07, 2023	WESTERN CAROLINA	21	26	47	1.0-1	0.0-0	0	0-0	0-0	3	5	0	4-4	1	1	0	50
Oct 14, 2023	at Mercer	37	26	63	12.0-59	5.0-39	1	2-0	1-45	3	0	0	1-1	0	0	0	22
Oct 21, 2023	ETSU	31	24	55	5.0-25	4.0-23	1	3-5	1-9	8	9	0	4-4	0	0	0	34
Oct 28, 2023	at VMI	46	28	74	6.0-22	3.0-15	0	0-0	2-15	7	1	0	3-3	0	0	0	24
Nov 04, 2023	FURMAN	29	29	58	3.5-16	2.5-15	0	0-1	1-0	4	6	0	2-2	0	0	0	14
Nov 18, 2023	at Alabama	34	22	56	1.0-8	1.0-8	1	0-0	0-0	1	1	0	1-1	0	0	0	10
Nov 25, 2023	at Austin Peay	29	36	65	6.0-22	4.0-20	3	1-4	0-0	0	5	0	3-3	0	0	0	24
Dec 02, 2023	at Furman	41	36	77	4.0-7	1.0-3	0	0-0	1-0	4	1	0	1-1	0	0	0	7
	<b>Totals</b>	<b>459</b>	<b>357</b>	<b>816</b>	<b>75.5-290</b>	<b>35.5-203</b>	<b>11</b>	<b>10-10</b>	<b>10-185</b>	<b>42</b>	<b>40</b>	<b>0</b>	<b>39-38</b>	<b>1</b>	<b>1</b>	<b>0</b>	<b>357</b>
	<b>Opponent</b>	<b>456</b>	<b>398</b>	<b>854</b>	<b>52.0-159</b>	<b>18.0-92</b>	<b>4</b>	<b>4-4</b>	<b>12-185</b>	<b>31</b>	<b>48</b>	<b>2</b>	<b>39-37</b>	<b>0</b>	<b>0</b>	<b>0</b>	<b>319</b>

Date	Opponent	Punting							Field goals					Kickoffs				
		No	Yds	Avg	Long	Blkd	TB	FC	50+	120	Att-Made	Lg	Blkd	No	Yds	Avg	TB	OB
Sep 02, 2023	at North Alabama	5	204	40.8	46	0	0	1	0	0	4-2	27	0	384	64.0	3	0	0
Sep 09, 2023	KENNESAW ST.	3	137	45.7	56	0	0	0	1	0	2-2	26	0	380	63.3	4	0	0
Sep 16, 2023	THE CITADEL	2	90	45.0	57	0	0	0	1	2	2-2	33	0	570	63.3	5	0	0
Sep 23, 2023	at Samford	1	36	36.0	36	0	0	0	0	0	3-2	48	0	345	38.3	4	3	0
Sep 30, 2023	at Wofford	4	188	47.0	49	0	0	2	0	3	3-3	42	0	363	60.5	1	0	0
Oct 07, 2023	WESTERN CAROLINA	3	129	43.0	51	0	0	0	1	0	2-2	47	0	486	60.8	5	1	0
Oct 14, 2023	at Mercer	7	315	45.0	57	0	1	0	2	4	5-5	45	0	350	50.0	2	2	0
Oct 21, 2023	ETSU	3	106	35.3	37	0	0	1	0	1	4-2	38	0	397	56.7	3	0	0
Oct 28, 2023	at VMI	4	183	45.8	51	0	1	2	2	1	2-1	48	0	320	64.0	3	0	0
Nov 04, 2023	FURMAN	7	240	34.3	54	1	0	2	2	2	1-0	0	0	182	60.7	1	1	0
Nov 18, 2023	at Alabama	9	421	46.8	67	0	2	3	3	1	1-1	23	0	135	45.0	0	0	0
Nov 25, 2023	at Austin Peay	7	274	39.1	53	0	0	1	1	3	3-1	35	14	229	57.2	0	1	0
Dec 02, 2023	at Furman	7	274	39.1	47	0	0	3	0	2	0-0	0	0	129	64.5	1	0	0
	<b>Totals</b>	<b>62</b>	<b>2597</b>	<b>41.9</b>	<b>67</b>	<b>1</b>	<b>4</b>	<b>15</b>	<b>13</b>	<b>19</b>	<b>32-23</b>	<b>48</b>	<b>175</b>	<b>4270</b>	<b>56.9</b>	<b>32</b>	<b>8</b>	<b>0</b>
	<b>Opponent</b>	<b>67</b>	<b>2734</b>	<b>40.8</b>	<b>58</b>	<b>0</b>	<b>4</b>	<b>22</b>	<b>12</b>	<b>15</b>	<b>20-16</b>	<b>50</b>	<b>0</b>	<b>3658</b>	<b>55.4</b>	<b>25</b>	<b>3</b>	<b>0</b>





# CHATTANOOGA

## CHATTANOOGA VS. 2024 OPPONENTS

Tennessee 37, Chattanooga 2, 2 ties

At UT: UT leads 31-1-1

At UTC: UT leads 6-1-1

Josh Heupel vs. UTC: 1-0

Rusty Wright vs. UT: 0-1

Last UT win: 45-0 in 2019

Last UTC win: 14-6 in 1958

Longest UT streak: 24 (1913-57)

Longest UTC streak: 1 (1905, 1958)

Last 10 meetings: UT leads 10-0

Current streak: UT has won ten

Largest UT win: 67-0 in 1914

Largest UTC win: 14-6 in 1958

Year	Winner	Score	Site
1904	UT	23-0	Chattanooga, Tenn.
1905	UTC	5-0	Chattanooga, Tenn.
1907	UT	57-0	Knoxville, Tenn.
1908	UT	35-5	Knoxville, Tenn.
1909	Tie	0-0	Chattanooga, Tenn.
1910	Tie	6-6	Knoxville, Tenn.
1913	UT	21-0	Knoxville, Tenn.
1914	UT	67-0	Knoxville, Tenn.
1916	UT	12-7	Chattanooga, Tenn.
1920	UT	35-0	Chattanooga, Tenn.
1921	UT	21-0	Knoxville, Tenn.
1929	UT	20-0	Chattanooga, Tenn.
1932	UT	13-0	Chattanooga, Tenn.
1936	UT	13-0	Knoxville, Tenn.
1938	UT	45-0	Knoxville, Tenn.
1939	UT	28-0	Chattanooga, Tenn.
1940	UT	53-0	Knoxville, Tenn.
1945	UT	30-0	Knoxville, Tenn.
1946	UT	47-7	Knoxville, Tenn.
1947	UT	26-7	Knoxville, Tenn.
1948	UT	26-0	Knoxville, Tenn.
1949	UT	39-7	Knoxville, Tenn.
1950	UT	41-0	Knoxville, Tenn.
1951	UT	42-13	Knoxville, Tenn.
1952	UT	26-6	Knoxville, Tenn.
1953	UT	40-7	Knoxville, Tenn.
1954	UT	20-14	Knoxville, Tenn.
1955	UT	13-0	Knoxville, Tenn.
1956	UT	42-20	Knoxville, Tenn.
1957	UT	28-13	Knoxville, Tenn.
1958	UTC	14-6	Knoxville, Tenn.
1959	UT	23-0	Knoxville, Tenn.
1960	UT	35-0	Knoxville, Tenn.
1961	UT	20-7	Knoxville, Tenn.
1962	UT	48-14	Knoxville, Tenn.
1963	UT	49-7	Knoxville, Tenn.
1964	UT	10-6	Knoxville, Tenn.
1966	UT	28-10	Knoxville, Tenn.
1969	UT	31-0	Knoxville, Tenn.
2014	UT	45-10	Knoxville, Tenn.
2019	UT	45-0	Knoxville, Tenn.

Chattanooga 1, Georgia State 0

At GSU: UTC leads 1-0

At UTC: N/A

Shawn Elliot vs. UTC: N/A

Rusty Wright vs. GSU: N/A

Last GSU win: N/A

Last UTC win: 42-14, 2013

Longest GSU streak: N/A

Longest UTC streak: 1 (2013)

Last 10 meetings: UTC leads 1-0

Current streak: UTC has won one

Largest GSU win: N/A

Largest UTC win: 42-14 in 2013

Year	Winner	Score	Site
2013	UTC	42-14	Atlanta, Ga.

Chattanooga 22, Mercer 11, 1 tie

At MER: MER leads 6-5

At UTC: UTC leads 17-4-1

Mike Jacobs vs. UTC: N/A

Rusty Wright vs. MER: 3-2

Last MER win: 10-6 in 2021

Last UTC win: 22-10 in 2023

Longest MER streak: 2 (four times)

Longest UTC streak: 8 (1935-2014)

Last 10 meetings: Series tied 5-5

Current streak: UTC has won two

Largest MER win: 33-0 in 1924

Largest UTC win: 49-0 in 1916

Year	Winner	Score	Site
1909	MER	10-2	Macon, Ga.
1910	UTC	6-0	Macon, Ga.
1914	UTC	16-0	Macon, Ga.
1915	UTC	20-6	Chattanooga, Tenn.
1916	UTC	49-0	Chattanooga, Tenn.
1920	UTC	20-0	Chattanooga, Tenn.
1921	MER	18-0	Macon, Ga.
1922	UTC	13-6	Chattanooga, Tenn.
1923	MER	18-3	Macon, Ga.

1924	MER	33-0	Macon, Ga.
1925	UTC	12-7	Chattanooga, Tenn.
1929	UTC	7-0	Macon, Ga.
1930	UTC	8-6	Chattanooga, Tenn.
1931	UTC	27-19	Chattanooga, Tenn.
1932	MER	25-0	Chattanooga, Tenn.
1933	MER	7-0	Chattanooga, Tenn.
1934	Tie	13-13	Chattanooga, Tenn.
1935	UTC	12-7	Chattanooga, Tenn.
1936	UTC	6-0	Chattanooga, Tenn.
1937	UTC	19-7	Chattanooga, Tenn.
1938	UTC	9-7	Chattanooga, Tenn.
1939	UTC	21-18	Chattanooga, Tenn.
1940	UTC	20-6	Chattanooga, Tenn.
1941	UTC	40-13	Chattanooga, Tenn.
2014	UTC	38-31	Chattanooga, Tenn.
2015	MER	17-14	Macon, Ga.
2016	UTC	52-31	Chattanooga, Tenn.
2017	MER	30-10	Macon, Ga.
2018	MER	13-9	Chattanooga, Tenn.
2019	UTC	34-17	Macon, Ga.
2020-21	MER	35-28	Chattanooga, Tenn.
2021	MER	10-6	Macon, Ga.
2022	UTC	41-21	Chattanooga, Tenn.
2023	UTC	22-10	Macon, Ga.

Chattanooga 0, Portland State 0  
First Meeting

Chattanooga 26, ETSU 19, 1 tie

At ETSU: ETSU leads 11-9-1

At UTC: UTC leads 17-8

Trey Lamb vs. UTC: 0-2

Rusty Wright vs. ETSU: 4-0

Last ETSU win: 17-14 in 2018

Last UTC win: 34-3 in 2023

Longest ETSU streak: 5 (1992-96)

Longest UTC streak: 4 (1980-83, 2019-23)

Last 10 meetings: UTC leads 7-3

Current streak: UTC has won four

Largest ETSU win: 68-7 in 2003

Largest UTC win: 34-3 in 2023

Year	Winner	Score	Site
1961	UTC	27-6	Chattanooga, Tenn.
1962	UTC	14-13	Chattanooga, Tenn.
1963	ETSU	27-22	Chattanooga, Tenn.
1964	UTC	7-0	Chattanooga, Tenn.
1965	Tie	7-7	Johnson City, Tenn.
1967	UTC	15-14	Johnson City, Tenn.
1968	UTC	16-6	Chattanooga, Tenn.
1969	ETSU	17-13	Chattanooga, Tenn.
1970	ETSU	21-17	Johnson City, Tenn.
1971	UTC	28-14	Chattanooga, Tenn.
1972	ETSU	35-0	Johnson City, Tenn.
1973	UTC	26-21	Chattanooga, Tenn.
1975	UTC	21-13	Johnson City, Tenn.
1976	UTC	23-14	Chattanooga, Tenn.
1979	ETSU	35-0	Johnson City, Tenn.
1980	UTC	26-14	Chattanooga, Tenn.
1981	UTC	17-0	Johnson City, Tenn.
1982	UTC	27-6	Chattanooga, Tenn.
1983	UTC	13-10	Johnson City, Tenn.
1984	ETSU	12-0	Chattanooga, Tenn.
1985	UTC	12-0	Johnson City, Tenn.
1986	ETSU	18-17	Chattanooga, Tenn.
1987	ETSU	34-14	Chattanooga, Tenn.
1988	UTC	33-10	Chattanooga, Tenn.
1989	ETSU	24-23	Johnson City, Tenn.
1990	UTC	22-3	Chattanooga, Tenn.
1991	UTC	43-26	Johnson City, Tenn.
1992	ETSU	27-24	Chattanooga, Tenn.
1993	ETSU	21-0	Johnson City, Tenn.
1994	ETSU	30-13	Chattanooga, Tenn.
1995	ETSU	38-9	Johnson City, Tenn.
1996	ETSU	28-24	Chattanooga, Tenn.
1997	UTC	17-14	Johnson City, Tenn.
1998	UTC	10-7	Chattanooga, Tenn.
1999	ETSU	28-14	Johnson City, Tenn.
2000	ETSU	24-22	Chattanooga, Tenn.
2001	ETSU	32-10	Johnson City, Tenn.
2002	UTC	27-10	Chattanooga, Tenn.
2003	ETSU	68-7	Johnson City, Tenn.
2016	UTC	37-7	Johnson City, Tenn.
2017	UTC	10-3	Chattanooga, Tenn.
2018	ETSU	17-14	Johnson City, Tenn.
2019	UTC	16-13	Chattanooga, Tenn.
2021	UTC	21-16	Chattanooga, Tenn.
2022	UTC	24-16	Johnson City, Tenn.
2023	UTC	34-3	Chattanooga, Tenn.

Furman 33, Chattanooga 21

At FUR: FUR leads 15-12

At UTC: FUR leads 18-9

Clay Hendrix vs. UTC: 6-2

Rusty Wright vs. FUR: 2-4

Last FUR win: 26-7 in 2023

Last UTC win: 13-3 in 2021

Longest FUR streak: 15 (1995-09)

Longest UTC streak: 5 (1928-68; 2012-16)

Last 10 meetings: FUR leads 6-4

Current streak: FUR has won three

Largest FUR win: 63-21 in 2003

Largest UTC win: 34-0 in 1957

Year	Winner	Score	Site
1928	UTC	15-0	Greenville, S.C.
1929	UTC	20-7	Chattanooga, Tenn.
1957	UTC	34-0	Greenville, S.C.
1959	UTC	20-7	Chattanooga, Tenn.
1968	UTC	31-14	Chattanooga, Tenn.
1970	FUR	18-16	Greenville, S.C.6-4
1977	FUR	17-7	Chattanooga, Tenn.
1978	UTC	13-9	Greenville, S.C.
1979	UTC	45-14	Greenville, S.C.
1980	FUR	42-28	Chattanooga, Tenn.
1981	UTC	31-28	Greenville, S.C.
1982	UTC	16-13	Chattanooga, Tenn.
1983	FUR	28-14	Greenville, S.C.
1984	UTC	14-7	Chattanooga, Tenn.
1985	FUR	28-0	Greenville, S.C.
1986	FUR	21-10	Chattanooga, Tenn.
1987	UTC	16-14	Greenville, S.C.
1988	FUR	10-7	Chattanooga, Tenn.
1989	FUR	27-17	Greenville, S.C.
1990	FUR	38-21	Chattanooga, Tenn.
1991	FUR	24-21	Greenville, S.C.
1992	FUR	35-7	Chattanooga, Tenn.
1993	UTC	45-42	Chattanooga, Tenn.
1994	UTC	34-20	Greenville, S.C.
1995	FUR	23-21	Chattanooga, Tenn.
1996	FUR	42-21	Greenville, S.C.
1997	FUR	43-21	Chattanooga, Tenn.
1998	FUR	31-28	Greenville, S.C.
1999	FUR	40-35	Chattanooga, Tenn.
2000	FUR	45-44 (OT)	Greenville, S.C.
2001	FUR	42-10	Chattanooga, Tenn.
2002	FUR	35-7	Greenville, S.C.
2003	FUR	63-21	Chattanooga, Tenn.
2004	FUR	51-31	Greenville, S.C.
2005	FUR	56-35	Chattanooga, Tenn.
2006	FUR	28-22 (OT)	Greenville, S.C.
2007	FUR	28-22	Chattanooga, Tenn.
2008	FUR	35-10	Greenville, S.C.
2009	FUR	38-20	Chattanooga, Tenn.
2010	UTC	36-28	Greenville, S.C.
2011	FUR	14-7	Chattanooga, Tenn.
2012	UTC	31-10	Greenville, S.C.
2013	UTC	31-9	Chattanooga, Tenn.
2014	UTC	45-19	Greenville, S.C.
2015	UTC	31-3	Chattanooga, Tenn.
2016	UTC	21-14	Greenville, S.C.
2017	FUR	41-17	Chattanooga, Tenn.
2018	FUR	16-10	Greenville, S.C.
2019	FUR	35-20	Chattanooga, Tenn.
2020-21	UTC	20-18	Greenville, S.C.
2021	UTC	13-3	Chattanooga, Tenn.
2022	FUR	24-20	Greenville, S.C.
2023	FUR	17-14	Chattanooga, Tenn.
2023*	FUR	26-7	Greenville, S.C.

\*NCAA Playoff Game

Wofford 15, Chattanooga 15

At UTC: UTC leads 10-6

At WOF: WOF leads 9-5

Rusty Wright vs. WOF: 4-1

Shawn Watkins vs. UTC: 0-1

Last UTC win: 23-13 in 2023

Last WOF win: 35-34 (OT) in 2019

Longest UTC streak: 5 (1927-98)

Longest WOF streak: 4 (2016-19)

Last 10 meetings: UTC leads 6-4

Current streak: UTC has won four

Largest UTC win: 38-7 in 1927; 31-0 in 2022

Largest WOF win: 55-0 in 2006

Year	Winner	Score	Site
1927	UTC	38-7	Chattanooga, Tenn.
1968	UTC	35-14	Spartanburg, S.C.
1969	UTC	28-23	Chattanooga, Tenn.
1997	UTC	20-17	Chattanooga, Tenn.
1998	UTC	31-3	Spartanburg, S.C.
1999	WOF	41-34	Chattanooga, Tenn.
2000	WOF	41-33	Spartanburg, S.C.
2001	UTC	29-26	Chattanooga, Tenn.
2002	WOF	27-21 (OT)	Spartanburg, S.C.
2003	WOF	42-14	Chattanooga, Tenn.
2004	WOF	56-21	Spartanburg, S.C.
2005	UTC	25-13	Chattanooga, Tenn.
2006	WOF	55-0	Spartanburg, S.C.
2007	WOF	42-16	Chattanooga, Tenn.
2008	WOF	56-7	Spartanburg, S.C.
2009	UTC	38-9	Chattanooga, Tenn.

#SoConFB



## CHATTANOOGA VS. 2024 OPPONENTS

2010	WOF	45-14	Spartanburg, S.C.
2011	WOF	28-27	Chattanooga, Tenn.
2012	WOF	16-13 (OT)	Spartanburg, S.C.
2013	UTC	20-10	Chattanooga, Tenn.
2014	UTC	31-13	Chattanooga, Tenn.
2015	UTC	20-17	Spartanburg, S.C.
2016	WOF	36-28	Chattanooga, Tenn.
2017	WOF	24-21 (2OT)	Spartanburg, S.C.
2018	WOF	21-10	Chattanooga, Tenn.
2019	WOF	35-34 (OT)	Spartanburg, S.C.
2020-21	UTC	24-13	Chattanooga, Tenn.
2021	UTC	35-10	Spartanburg, S.C.
2022	UTC	31-0	Chattanooga, Tenn.
2023	UTC	23-13	Spartanburg, S.C.

### Chattanooga 19, VMI 9, 1 tie

**At UTC:** UTC leads 10-3-1  
**At VMI:** UTC leads 9-6  
**Rusty Wright vs. VMI:** 2-2  
**Danny Rocco vs. UTC:** 0-1  
**Last UTC win:** 24-23 in 2023  
**Last VMI win:** 37-34 (OT) in 2021  
**Longest UTC streak:** 5 (1980-87; 2014-18)  
**Longest VMI streak:** 2 (four times)  
**Last 10 meetings:** UTC leads 7-3  
**Current streak:** UTC has won two  
**Largest UTC win:** 63-7 in 2017  
**Largest VMI win:** 17-0 in 1972

Year	Winner	Score	Site
1971	UTC	31-8	Lexington, Va.
1972	VMI	17-0	Chattanooga, Tenn.
1980	UTC	55-10	Lexington, Va.
1983	UTC	23-6	Chattanooga, Tenn.
1984	UTC	35-0	Lexington, Va.
1985	UTC	54-7	Chattanooga, Tenn.
1987	UTC	31-0	Lexington, Va.
1989	Tie	14-14	Chattanooga, Tenn.
1991	UTC	50-14	Chattanooga, Tenn.
1992	VMI	37-34 (OT)	Lexington, Va.
1993	VMI	35-29 (OT)	Lexington, Va.
1994	UTC	49-14	Chattanooga, Tenn.
1995	VMI	17-12	Lexington, Va.
1996	VMI	28-14	Chattanooga, Tenn.
1997	UTC	27-24	Lexington, Va.
1998	UTC	45-7	Chattanooga, Tenn.
1999	UTC	27-0	Lexington, Va.
2000	UTC	27-14	Chattanooga, Tenn.
2001	VMI	19-16	Lexington, Va.
2002	VMI	35-31	Chattanooga, Tenn.
2014	UTC	55-7	Chattanooga, Tenn.
2015	UTC	33-27	Lexington, Va.
2016	UTC	30-12	Chattanooga, Tenn.
2017	UTC	63-7	Lexington, Va.
2018	UTC	34-27	Chattanooga, Tenn.
2019	VMI	31-24	Lexington, Va.
2021	VMI	37-34 (OT)	Lexington, Va.
2022	UTC	41-13	Chattanooga, Tenn.
2023	UTC	24-23	Lexington, Va.

### Chattanooga 30, Western Carolina 19

**At UTC:** UTC leads 17-9  
**At WCU:** UTC leads 13-10  
**Rusty Wright vs. WCU:** 2-2  
**Kerwin Bell vs. UTC:** 2-1  
**Last UTC win:** 45-17 in 2021  
**Last WCU win:** 52-50 in 2023  
**Longest UTC streak:** 8 (2009-16)  
**Longest WCU streak:** 4 (1991-94)  
**Last 10 meetings:** UTC leads 7-3  
**Current streak:** WCU has won two  
**Largest UTC win:** 51-0 in 2014  
**Largest WCU win:** 53-15 in 1994; 45-7 in 2017

Year	Winner	Score	Site
1973	WCU	14-0	Cullowhee, N.C.
1975	UTC	27-6	Chattanooga, Tenn.
1976	UTC	28-14	Cullowhee, N.C.
1977	UTC	21-10	Cullowhee, N.C.
1978	WCU	31-21	Chattanooga, Tenn.
1979	UTC	42-35	Cullowhee, N.C.
1980	UTC	39-14	Chattanooga, Tenn.
1981	WCU	24-10	Cullowhee, N.C.
1982	WCU	20-0	Cullowhee, N.C.
1983	WCU	25-15	Cullowhee, N.C.
1984	UTC	10-6	Chattanooga, Tenn.
1985	UTC	23-3	Cullowhee, N.C.
1986	UTC	34-7	Chattanooga, Tenn.
1987	UTC	13-11	Cullowhee, N.C.
1988	UTC	19-14	Chattanooga, Tenn.
1989	WCU	26-20	Cullowhee, N.C.
1990	UTC	23-21	Chattanooga, Tenn.
1991	WCU	27-24	Cullowhee, N.C.
1992	WCU	44-13	Chattanooga, Tenn.
1993	WCU	41-10	Chattanooga, Tenn.
1994	WCU	53-15	Cullowhee, N.C.
1995	UTC	35-14	Chattanooga, Tenn.



## CHATTANOOGA DEFENSIVE BACK REUBEN LOWERY III

1996	UTC	20-6	Cullowhee, N.C.
1997	UTC	24-21	Chattanooga, Tenn.
1998	WCU	24-21	Cullowhee, N.C.
1999	UTC	56-28	Chattanooga, Tenn.
2000	WCU	41-36	Cullowhee, N.C.
2001	WCU	21-3	Chattanooga, Tenn.
2002	WCU	45-28	Cullowhee, N.C.
2003	UTC	38-0	Chattanooga, Tenn.
2004	UTC	27-24	Cullowhee, N.C.
2005	WCU	38-20	Chattanooga, Tenn.
2006	UTC	20-17 (OT)	Cullowhee, N.C.
2007	UTC	39-21	Chattanooga, Tenn.
2008	WCU	27-7	Cullowhee, N.C.
2009	UTC	24-20	Chattanooga, Tenn.
2010	UTC	27-21	Cullowhee, N.C.
2011	UTC	51-7	Chattanooga, Tenn.
2012	UTC	45-24	Cullowhee, N.C.
2013	UTC	42-21	Chattanooga, Tenn.
2014	UTC	51-0	Cullowhee, N.C.
2015	UTC	41-13	Chattanooga, Tenn.
2016	UTC	38-25	Cullowhee, N.C.
2017	WCU	45-7	Chattanooga, Tenn.
2018	UTC	26-6	Cullowhee, N.C.
2019	UTC	60-36	Chattanooga, Tenn.
2021	UTC	45-17	Chattanooga, Tenn.
2022	WCU	32-29	Cullowhee, N.C.
2023	WCU	52-50	Chattanooga, Tenn.

Year	Winner	Score	Site
1996	UTC	6-3	Charleston, S.C.
1997	UTC	31-6	Chattanooga, Tenn.
1990	Tie	7-7	Charleston, S.C.
1936	UTC	13-0	Charleston, S.C.

1968	UTC	31-9	Chattanooga, Tenn.
1969	UTC	10-5	Charleston, S.C.
1970	UTC	29-28	Chattanooga, Tenn.
1971	CIT	52-35	Charleston, S.C.
1972	CIT	12-0	Chattanooga, Tenn.
1973	CIT	28-20	Charleston, S.C.
1975	UTC	24-6	Chattanooga, Tenn.
1976	CIT	14-10	Charleston, S.C.
1977	UTC	21-14	Chattanooga, Tenn.
1979	UTC	28-7	Chattanooga, Tenn.
1980	CIT	29-13	Charleston, S.C.
1981	Tie	28-28	Chattanooga, Tenn.
1982	UTC	24-7	Charleston, S.C.
1983	UTC	30-9	Chattanooga, Tenn.
1985	UTC	34-17	Chattanooga, Tenn.
1986	UTC	42-7	Charleston, S.C.
1987	UTC	22-19	Chattanooga, Tenn.
1988	CIT	23-17	Charleston, S.C.
1989	UTC	17-9	Chattanooga, Tenn.
1990	UTC	7-6	Charleston, S.C.
1991	UTC	33-26	Chattanooga, Tenn.
1992	CIT	33-13	Charleston, S.C.
1993	CIT	41-27	Chattanooga, Tenn.
1994	CIT	42-26	Charleston, S.C.
1995	UTC	29-24	Chattanooga, Tenn.
1996	CIT	16-13	Charleston, S.C.
1997	CIT	7-3	Chattanooga, Tenn.
1998	UTC	13-10	Charleston, S.C.
1999	UTC	30-27 (OT)	Chattanooga, Tenn.
2000	UTC	20-13	Charleston, S.C.
2001	CIT	20-17 (2OT)	Chattanooga, Tenn.
2002	UTC	34-31	Charleston, S.C.
2003	UTC	29-20	Chattanooga, Tenn.
2004	CIT	44-24	Charleston, S.C.
2005	UTC	31-21	Chattanooga, Tenn.
2006	CIT	24-21	Charleston, S.C.
2007	CIT	41-16	Chattanooga, Tenn.
2008	CIT	24-21	Charleston, S.C.
2009	UTC	31-28	Chattanooga, Tenn.
2010	UTC	28-10	Charleston, S.C.
2011	CIT	28-27	Chattanooga, Tenn.
2012	UTC	28-10	Charleston, S.C.
2013	UTC	28-24	Chattanooga, Tenn.
2014	UTC	34-14	Charleston, S.C.





# CHATTANOOGA

## CHATTANOOGA VS. 2024 OPPONENTS

2015	UTC	31-23	Chattanooga, Tenn.
2016	CIT	22-14	Charleston, S.C.
2017	CIT	20-14	Chattanooga, Tenn.
2018	UTC	29-28 (OT)	Charleston, S.C.
2019	UTC	34-33	Chattanooga, Tenn.
2020-21	UTC	25-24 (OT)	Charleston, S.C.
2021	CIT	24-21	Chattanooga, Tenn.
2022	UTC	31-21	Charleston, S.C.
2023	UTC	48-3	Chattanooga, Tenn.

**Chattanooga 34, Samford 11, 3 ties**

**At SAM:** UTC leads 13-5

**At UTC:** UTC leads 21-6-2

**At neutral sites:** Series tied 0-0-1

**Chris Hatcher vs. UTC:** 3-8 (2-1 GSU, 1-7 SAM)

**Rusty Wright vs. SAM:** 3-1

**Last SAM win:** 35-24 in 2022

**Last UTC win:** 47-24 in 2023

**Longest SAM streak:** 2 (three times)

**Longest UTC streak:** 8 (1964-01)

**Last 10 meetings:** UTC leads 8-2

**Current streak:** UTC has won one

**Largest SAM win:** 63-0 in 1906

**Largest UTC win:** 56-0 in 1910

Year	Winner	Score	Site
1906	SAM	63-0	Birmingham, Ala.
1907	SAM	21-7	Chattanooga, Tenn.
1907	UTC	29-0	Chattanooga, Tenn.
1909	Tie	0-0	Chattanooga, Tenn.
1910	UTC	56-0	Chattanooga, Tenn.
1914	UTC	14-0	Chattanooga, Tenn.
1921	UTC	26-3	Chattanooga, Tenn.
1923	Tie	0-0	Chattanooga, Tenn.
1924	SAM	28-0	Chattanooga, Tenn.
1925	SAM	3-0	Birmingham, Ala.
1926	UTC	23-0	Chattanooga, Tenn.
1928	UTC	14-0	Birmingham, Ala.

1929	UTC	20-14	Chattanooga, Tenn.
1930	UTC	13-9	Chattanooga, Tenn.
1931	UTC	14-0	Chattanooga, Tenn.
1932	UTC	19-0	Birmingham, Ala.
1936	UTC	6-0	Chattanooga, Tenn.
1937	SAM	6-0	Birmingham, Ala.
1938	UTC	13-6	Chattanooga, Tenn.
1939	SAM	33-14	Birmingham, Ala.
1940	UTC	28-0	Chattanooga, Tenn.
1941	Tie	7-7	Anniston, Ala.
1945	UTC	47-7	Chattanooga, Tenn.
1962	SAM	22-12	Chattanooga, Tenn.
1964	UTC	28-13	Chattanooga, Tenn.
1965	UTC	25-10	Chattanooga, Tenn.
1967	UTC	28-0	Birmingham, Ala.
1968	UTC	40-7	Chattanooga, Tenn.
1998	UTC	23-13	Chattanooga, Tenn.
1999	UTC	29-27	Birmingham, Ala.
2000	UTC	23-6	Chattanooga, Tenn.
2001	UTC	28-14	Birmingham, Ala.
2003	SAM	31-23	Chattanooga, Tenn.
2008	SAM	30-7	Chattanooga, Tenn.
2009	UTC	14-7	Birmingham, Ala.
2010	UTC	48-14	Chattanooga, Tenn.
2011	UTC	24-9	Birmingham, Ala.
2012	UTC	20-13	Chattanooga, Tenn.
2013	SAM	17-14 (OT)	Birmingham, Ala.
2014	UTC	38-24	Chattanooga, Tenn.
2015	UTC	31-21	Birmingham, Ala.
2016	UTC	41-21	Chattanooga, Tenn.
2017	UTC	23-21	Birmingham, Ala.
2018	UTC	27-20	Chattanooga, Tenn.
2019	UTC	35-27	Birmingham, Ala.
2021	UTC	55-13	Birmingham, Ala.
2022	SAM	35-24	Chattanooga, Tenn.
2023	UTC	47-24	Birmingham, Ala.

**Chattanooga 7, Austin Peay 1**  
**At UTC:** UTC leads 4-1  
**At APSU:** UTC leads 3-0  
**Rusty Wright vs. APSU:** 1-1  
**Jeff Farris vs. UTC:** N/A  
**Last APSU win:** 30-20, 2021  
**Last UTC win:** 24-21 in 2023  
**Longest APSU streak:** 1 (2021)  
**Longest UTC streak:** 6 (1958-2014)  
**Last 10 meetings:** UTC leads 7-1  
**Current streak:** UTC has won one  
**Largest APSU win:** 30-20 in 2021  
**Largest UTC win:** 42-6 in 2014

Year	Winner	Score	Site
1958	UTC	26-0	Chattanooga, Tenn.
1966	UTC	27-17	Chattanooga, Tenn.
1967	UTC	23-8	Chattanooga, Tenn.
1968	UTC	41-13	Clarksville, Tenn.
2013	UTC	42-10	Chattanooga, Tenn.
2014	UTC	42-6	Clarksville, Tenn.
2021	APSU	30-20	Chattanooga, Tenn.
2023	UTC	24-21	Clarksville, Tenn.

#SoConFB



**CHATTANOOGA QUARTERBACK CHASE ARTOPOEUS**



## CHATTANOOGA YEAR-BY-YEAR

Year	Overall	SoCon	Place	Coach
1929	4 1 3			C.B. Johnson
1904	2 3 0			Walter Hullihen
1905	6 1 0			Walter Hullihen
1906	3 3 0			Arthur Reiber
1907	0 6 0			Sam McAllester
1908	4 4 0			Jones Beene
1909	2 3 1			W.A. Roddick
1910	5 2 1			Leslie Stauffer
1911	3 2 0			Leslie Stauffer
1912	4 4 0			Leslie Stauffer
1913	4 3 0			Leslie Stauffer
1914	5 4 0			Mike Balentine
1915	5 2 2			John Spiel
1916	3 5 0			John Spiel
1917-18	No team			
1919	3 5 1			Silas Williams
1920	3 4 1			Silas Williams
1921	4 6 0			Silas Williams
1922	6 2 1			Bill McAllester
1923	3 4 2			Bill McAllester
1924	1 7 1			Bill McAllester
1925	4 4 0			Frank Thomas
1926	6 2 2			Frank Thomas
1927	8 1 0			Frank Thomas
1928	8 2 0			Frank Thomas
1929	8 2 0			Red Drew
1930	5 3 2			Red Drew
1931	9 2 0			Scrappy Moore
1932	3 6 0			Scrappy Moore
1933	2 2 2			Scrappy Moore
1934	3 3 2			Scrappy Moore
1935	4 3 1			Scrappy Moore
1936	5 2 1			Scrappy Moore
1937	4 3 2			Scrappy Moore
1938	4 5 0			Scrappy Moore
1939	5 2 1			Scrappy Moore
1940	7 1 1			Scrappy Moore
1941	7 1 1			Scrappy Moore
1942	7 4 0			Scrappy Moore
1943-44	No team			
1945	5 3 0			Scrappy Moore
1946	5 5 0			Scrappy Moore
1947	4 6 0			Scrappy Moore
1948	4 5 0			Scrappy Moore
1949	5 4 0			Scrappy Moore
1950	1 9 0			Scrappy Moore
1951	6 5 0			Scrappy Moore
1952	7 3 0			Scrappy Moore
1953	3 7 0			Scrappy Moore
1954	6 4 0			Scrappy Moore
1955	5 4 1			Scrappy Moore
1956	5 4 0			Scrappy Moore
1957	4 5 1			Scrappy Moore
1958	5 5 0			Scrappy Moore
1959	3 7 0			Scrappy Moore
1960	5 5 0			Scrappy Moore
1961	4 6 0			Scrappy Moore
1962	5 5 0			Scrappy Moore
1963	4 6 0			Scrappy Moore
1964	7 3 0			Scrappy Moore
1965	5 4 1			Scrappy Moore
1966	5 5 0			Scrappy Moore
1967	7 3 0			Scrappy Moore
1968	9 1 0			Harold Wilkes
1969	4 6 0			Harold Wilkes
1970	3 8 0			Harold Wilkes
1971	2 9 0			Harold Wilkes
1972	2 9 0			Harold Wilkes
1973	4 7 0			Joe Morrison
1974	4 7 0			Joe Morrison
1975	5 5 1			Joe Morrison
1976	6 4 1			Joe Morrison
1977	9 1 1	4 1 0	t-1st	Joe Morrison
1978	7 3 1	4 1 0	t-1st	Joe Morrison
1979	9 2 0	5 1 0	1st	Joe Morrison
1980	8 3 0	5 2 0	2nd	Bill Oliver
1981	7 3 1	3 2 1	t-4th	Bill Oliver
1982	7 4 0	5 1 0	2nd	Bill Oliver
1983	7 4 0	5 2 0	3rd	Bill Oliver
1984	6 5 0	5 1 0	1st	Buddy Nix
1985	6 5 0	5 2 0	3rd	Buddy Nix
1986	4 7 0	2 4 0	6th	Buddy Nix

Year	Overall	SoCon	Place	Coach
1987	6 5 0	4 3 0	t-3rd	Buddy Nix
1988	4 7 0	3 3 0	5th	Buddy Nix
1989	3 7 1	2 4 1	t-5th	Buddy Nix
1990	6 5 0	4 2 0	3rd	Buddy Nix
1991	7 4 0	4 3 0	t-4th	Buddy Nix
1992	2 9 0	0 7 0	8th	Buddy Nix
1993	4 7 0	2 6 0	8th	Tommy West
1994	3 8 0	2 6 0	t-7th	Buddy Green
1995	4 7 0	2 6 0	t-7th	Buddy Green
1996	3 8 0	2 6 0	t-6th	Buddy Green
1997	7 4 0	4 4 0	t-5th	Buddy Green
1998	5 6 0	4 4 0	4th	Buddy Green
1999	5 6 0	3 5 0	6th	Buddy Green
2000	5 6 0	3 5 0	6th	Donnie Kirkpatrick
2001	3 8 0	1 7 0	t-8th	Donnie Kirkpatrick
2002	2 10 0	2 6 0	t-7th	Donnie Kirkpatrick
2003	3 9 0	3 5 0	t-6th	Rodney Allison
2004	2 9 0	2 5 0	t-5th	Rodney Allison
2005	6 5 0	3 4 0	t-5th	Rodney Allison
2006	3 8 0	2 5 0	t-5th	Rodney Allison
2007	2 9 0	2 5 0	7th	Rodney Allison
2008	1 11 0	0 8 0	9th	Rodney Allison
2009	6 5 0	4 4 0	4th	Russ Huesman
2010	6 5 0	5 3 0	3rd	Russ Huesman
2011	5 6 0	3 5 0	6th	Russ Huesman
2012	6 5 0	5 3 0	t-4th	Russ Huesman
2013	8 4 0	6 2 0	t-1st	Russ Huesman
2014	10 4 0	7 0 0	1st	Russ Huesman
2015	9 4 0	6 1 0	t-1st	Russ Huesman
2016	9 4 0	6 2 0	t-2nd	Russ Huesman
2017	3 8 0	3 5 0	t-6th	Russ Huesman
2018	6 5 0	4 4 0	t-5th	Tom Arth
2019	6 6 0	5 3 0	3rd	Tom Arth
2020-21	3 2 0	3 1 0	2nd	Rusty Wright
2021	6 5 0	5 3 0	3rd	Rusty Wright
2022	7 4 0	5 3 0	t-3rd	Rusty Wright
2023	8 5 0	6 2 0	t-2nd	Rusty Wright
<b>Total</b>	<b>568-554-34</b>	<b>168-167-2</b>		

## ALL-TIME UTC COACHES

Coach	Seasons	Years	W	L	T	Pct.
Walter Hullihen	1904-05	2	8	4	0	.667
Arthur Reiber	1906	1	3	3	0	.500
Sam McAllester	1907	1	0	6	0	.000
Jones Beene	1908	1	4	4	0	.500
W.A. Roddick	1909	1	2	3	1	.417
Leslie Stauffer	1910-13	4	16	11	1	.589
Mike Balentine	1914	1	5	4	0	.556
John Spiel	1915-16	2	8	7	2	.529
Silas Williams	1919-21	3	10	15	2	.407
Bill McAllester	1922-23	3	10	13	4	.444
Frank Thomas	1925-28	5	29	9	2	.750
Red Drew	1929-30	2	13	5	2	.700
Scrappy Moore	1931-67	35	170	149	13	.531
Harold Wilkes	1968-72	5	20	33	0	.377
Joe Morrison	1973-79	7	44	29	4	.597
Bill Oliver	1980-83	4	29	14	1	.670
Buddy Nix	1984-92	9	44	54	1	.445
Tommy West	1993	1	4	7	0	.364
Buddy Green	1994-99	6	27	39	0	.409
Donnie Kirkpatrick	2000-02	3	10	24	0	.294
Rodney Allison	2003-08	6	17	51	0	.250
Russ Huesman	2009-16	8	59	37	0	.615
Tom Arth	2017-18	2	9	13	0	.409
Rusty Wright	2019-present	5	30	22	0	.577



**FINLEY STADIUM (20,668)**





## DANNY ROCCO HEAD COACH

**Alma mater (year):**.....Wake Forest (1984)  
**Hometown:** .....Pittsburgh, Pa.  
**Career record (years):**.....126-71 (16)  
**School record (years):**.....5-6 (1)  
**SoCon record (years):**.....4-4 (1)  
**FCS Playoff appearances:**.....5



### 2024 COACHING STAFF

Offensive Coordinator/Quarterbacks..... Patrick Ashford  
 Defensive Coordinator/Linebackers..... Rich Yahner  
 Director of Player Personnel/Special Teams Coordinator..... Greg Wood  
 Run Game Coordinator/Defensive Line..... JB Lageman  
 Secondary/Corners..... Pat Brown  
 Pass Game Coordinator/Wide Receivers/Recruiting Coordinator..... AJ Hampton  
 Run Game Coordinator/Running Backs..... Keith Jones  
 Assistant Head Coach/Tight Ends..... Greg Meyer  
 Offensive Line Coach..... Elliot Wratten  
 Assistant Secondary/Safeties..... Dae'lun Darien

### ROCCO'S YEAR-BY-YEAR RECORD

Year	School	SoCon	Overall
2006	Liberty		6-5
2007	Liberty		8-3
2008	Liberty		10-2
2009	Liberty		8-3
2010	Liberty		8-3
2011	Liberty		7-4
2012	Richmond		8-3
2013	Richmond		6-6
2014	Richmond		9-5
2015	Richmond		10-4
2016	Richmond		10-4
2017	Delaware		7-4
2018	Delaware		7-5
2019	Delaware		5-7
2020-21	Delaware		7-1
2021	Delaware		5-6
2023	VMI	4-4 (.500)	5-6
<b>Liberty (6)</b>			<b>47-20 (.701)</b>
<b>Richmond (5)</b>			<b>43-22 (.662)</b>
<b>Delaware (5)</b>			<b>31-23 (.574)</b>
<b>VMI (1)</b>		<b>4-4 (.500)</b>	<b>5-6 (.556)</b>
<b>Career (16)</b>		<b>4-4 (.500)</b>	<b>126-71 (.640)</b>

### 2024 ROSTER

No.	Name	Pos.	Yr.	Ht.	Wt.	Hometown/High School (Previous)	53	Jacob Rose	OL	So.	6-5	260	Mechanicsville, Va. / Atlee
1	Collin Shannon	QB	R-So.	6-1	200	Sevierville, Tenn. / Sevier County	54	Josh Zariello	OL	So.	5-11	260	Lynchburg, Va. / Liberty Christian
3	Tahj Summey	DB	R-Sr.	6-0	195	Herndon, Va. / Westfield	55	Tommy Inge	OL	R-Jr.	6-3	310	Blackstone, Va. / Kenston Forest
3	Ivan Thorpe	WR	R-So.	5-10	170	Philadelphia, Pa. / Springside Chestnut Hill	56	William Dixon	OL	R-So.	6-4	220	Midlothian, Va. / James River
4	Destin Moore	WR	So.	5-11	170	Cairo, Ga. / Brookwood	57	Chase Aslett	OL	So.	6-4	270	Chester, Va. / Thomas Dale
5	Eric Rankin	LB	Sr.	6-3	215	Ashland, Va. / Atlee	58	Elijah Bass	OL	So.	6-5	250	Lillington, N.C. / Western Hornett
7	Noel Innocent	DB	Sr.	6-1	170	Stafford, Va. / Colonial Forge	60	Nathan Payne	LS/T	R-Jr.	6-3	235	Burke, Va. / Lake Braddock
9	Julio DaSilva	WR	R-Sr.	6-1	180	Philadelphia, Pa. / West Catholic	61	Ryan McCarthy	DL	So.	6-4	240	Ashburn, Va. / Briar Woods
9	Steven Riveros	LB	So.	5-11	210	Sterling, Va. / Potomac Falls	63	Trey Reiter	OL	R-So.	6-0	290	Daleville, Va. / Lord Botetourt
11	Jason Johnson	LB	R-Jr.	6-2	220	Glen Allen, Va. / Glen Allen	64	Ah'Daryall Hite	DL	So.	6-2	260	Hopewell, Va. / Hopewell
11	Trace Pedigo	WR	R-Jr.	6-4	205	Roanoke, Va. / Patrick Henry	68	Cole Holtz	OL	R-Sr.	6-2	240	Richmond, Va. / Douglas Freeman
12	Malik Holmes	S	So.	5-10	180	King & Queen, Va. / King & Queen Central	69	Tristan Woodley	OL	So.	6-4	300	Virginia Beach, Va. / Bayside
13	James Morris	DB	So.	6-1	195	Madison Heights, Va. / Amherst County	74	Robbie Dunn	OL	So.	6-3	285	Midlothian, Va. / Trinity Episcopal
14	Noah Fathy	TE	So.	6-5	230	Marcus Hook, Pa. / Salesianum	77	Tyriq Poindexter	OL	R-Jr.	6-5	325	Roanoke, Va. / William Fleming
14	EJ Wilborne	DB	So.	6-0	190	Fredericksburg, Va. / Riverbend	79	James Jenkins	OL	So.	6-1	285	Kenbridge, Va. / Central Lunenburg
15	Louis English	DB	So.	6-2	175	Roanoke, Va. / William Fleming	80	Nathan Lhotsky	TE	So.	6-4	225	Bridgeport, W.Va. / Robert C. Byrd
15	Egypt Nelson	WR	So.	6-3	195	Norfolk, Va. / Booker T. Washington	82	Ryan Beckman	WR	So.	5-11	189	Nokesville, Va. / Brentsville District
16	Joe Comello	CB	R-So.	5-8	190	Olney, Md. / Our Lady of Good Counsel	83	Zach Pirtle	WR	So.	6-1	195	Charlottesville, Va. / The Covenant School
16	Cade Cox	QB	So.	6-4	210	Chesapeake, Va. / Oscar Smith	84	Ryan von Brandt	TE	Jr.	6-7	240	Middletown, Del. / Appoquinimink
17	Zahmarie White-Muhammad	WR	So.	6-0	167	Petersburg, Va. / Petersburg	85	Jacob Moore	DL	So.	6-2	280	Richmond, Va. / Benedictine
18	Stephen Dean III	LB	R-So.	6-2	215	Mineral, Va. / Louisa County	88	Morgan McPhaul	TE	R-So.	6-2	255	Kinston, N.C. / Arendell-Parrott Academy
19	VJ Johnson	WR	R-Sr.	5-10	165	Virginia Beach, Va. / Catholic	89	Daveon Estes	WR	So.	6-2	175	Stafford, Va. / Brooke Point
19	Chandler Wilson	QB	So.	6-0	205	Knoxville, Tenn. / Carter	90	Elijah Brooks	DL	So.	6-2	290	Louisa, Va. / Louisa County
20	Shamus Jones	DB	Sr.	6-3	210	Chester, Va. / Thomas Dale	91	Stephan Fowlkes	DL	So.	6-4	240	Richmond, Va. / Huguenot
20	Garrett Via	RB	So.	6-0	195	Clifton Forge, Va. / Alleghany	92	Max Cullen	DL	R-Jr.	6-4	250	Richmond, Va. / Trinity
21	Jabari Haslem	LB	R-Jr.	6-1	220	Woodbridge, Va. / Woodbridge	93	Luke Scott	DL	So.	6-4	245	Johnson City, Tenn. / Daniel Boone
21	Luke Schalow	RB	R-So.	5-10	205	Ashburn, Va. / Briar Woods	94	Hunter Robbins	DL	R-Jr.	6-2	275	Mechanicsville, Va. / Hanover
22	Dahmon Artis	LB	So.	6-2	215	Henrico, Va. / Henrico	95	Owen Ham	DL	R-So.	6-0	265	Mechanicsville, Va. / Atlee
23	Nic Land	S	So.	6-4	190	Richmond, Va. / Benedictine	97	Geoffrey Speight	DL	Jr.	6-1	275	McDonough, Ga. / Union Grove
24	Hunter Rice	RB	Sr.	6-0	225	Daleville, Va. / Lord Botetourt	98	Caden Beck	K	R-Jr.	5-9	175	Greenville, S.C. / Powdersville
25	Ayden Babich	S	So.	6-1	190	Roanoke, Va. / Cave Spring	99	Ben Shrewsbury	K/P	So.	6-2	190	Jonesborough, Tenn. / Daniel Boone
25	Ebenezer McCarthy	RB	R-So.	6-0	195	Charlottesville, Va. / Albemarle	—	Anthony Allen	DB	Fr.			Richmond, Va. / Richmond Community/Armstrong
26	Kouri Crump	DB	R-So.	6-3	195	Charlotte, N.C. / William A. Hough	—	Leo Boehling	RB	Fr.			Richmond, Va. / Benedictine
27	Dante Terrell	DB	So.	6-1	200	Stafford, Va. / Brooke Point	—	Joseph Crump	QB	Fr.			Oak Hill, Tenn. / Father Ryan
28	Isaiah Grevious	S	So.	6-1	205	Charlottesville, Va. / Albemarle	—	Aryan Farah	OL	Fr.			Sterling, Va. / Potomac Falls
34	John Garbett	LB	So.	6-1	195	Richmond, Va. / Benedictine	—	Brady Hammonds	QB	Fr.			Gatlinburg, Tenn. / Gatlinburg-Pittman
37	Logan Burnett	LB	So.	6-0	220	Amherst, Va. / Liberty Christian	—	Anthony Harris	WR/DB	Fr.			Amelia Court House, Va. / Amelia
38	Jason Cole	DB	R-So.	6-1	200	Suffolk, Va. / Kings Fork	—	Uriah Harris	DL	Fr.			Richmond, Va. / Hermitage
39	Camden Clinton	LB	So.	6-2	215	Evington, Va. / Liberty Christian	—	Ethen Horne	WR	Fr.			Stafford, Va. / Colonial Forge
42	Jason Armstrong	WR	R-Jr.	6-0	210	Charlottesville, Va. / Monticello	—	Kam Johnson	RB	Fr.			Roanoke, Va. / North Cross
42	De'Andre Robinson	DL	R-So.	6-2	235	Goochland, Va. / Goochland	—	Aiden Jones	OL	Fr.			Chester, Va. / Thomas Dale
43	Henry Berling	LB	So.	6-2	220	Richmond, Va. / Benedictine	—	DJ Jones	LB	Fr.			Charlotte, N.C. / Mallard Creek
44	Dylan Poley	FB	So.	6-0	215	Grahamsville, N.Y. / Tri-Valley	—	Gavin Kamody	DB	Fr.			Pittsburgh, Pa. / North Catholic
44	Dorian Starnes	DL	Sr.	6-2	260	Waco, N.C. / Burns	—	Thomas Leible	OL	Fr.			Bensalem, Pa. / Bensalem
46	John Covert	DL	R-Jr.	6-1	245	Winfield, W.Va. / Winfield	—	Asa Locks	DB	Fr.			Lusby, Md. / Fork Union
47	Tyrel Dobson	LB	Jr.	5-11	195	Radford, Va. / Radford	—	Malik McNeely	WR	Fr.			Huntington, Va. / Huntington
48	Bret McClung	LB	Jr.	6-1	230	Lexington, Va. / Rockbridge County	—	Omar McPherson	WR	Fr.			Amherst, Va. / Amherst County
49	Jonathan Hunter-Horton	S	R-Jr.	6-1	195	Ashburn, Va. / Broad Run	—	Richard Mulhern	OL	Fr.			Centerville, Va. / Mt. Zion Prep
50	Tyler Swann	DL	Jr.	6-1	280	Mableton, Ga. / Pebblebrook	—	Robert Powell	DB	Fr.			Morgantown, W.Va. / Morgantown
51	Terrell Jackson	DL	Sr.	6-1	300	Washington, D.C. / The Bullis School	—	Aslin Shipe	RB	Fr.			Ashburn, Va. / Broad Run
52	Bryce Burnett	OL	So.	6-1	280	College Park, Ga. / Woodward Academy	—	Owen Sweeney	WR	Fr.			Roanoke, Va. / Cave Spring

#SoConFB



## 2024 SCHEDULE

Aug. 29 (7 p.m.)  
at William & Mary



Oct. 19 (TBA p.m.)  
The Citadel\*



Sept. 7 (1:30 p.m.)  
Bucknell



Oct. 26 (4 p.m.)  
at Chattanooga\*



Sept. 14 (3:30 p.m.)  
at Georgia Tech



Nov. 2 (TBA)  
Furman\*



Sept. 21 (1:30 p.m.)  
Norfolk State



Nov. 9 (TBA)  
Mercer\*



Oct. 5 (TBA)  
at Samford\*



Nov. 16 (Noon)  
at Western Carolina\*



Oct. 12 (1:30 p.m.)  
at Wofford\*



Nov. 23 (TBA)  
ETSU\*



\* Southern Conference game

## VMI KEYDETS

### Basic information

Location: ..... Lexington, Va.  
Founded: ..... 1839  
Enrollment: ..... 1,685  
Nickname: ..... Keydets  
Colors: ..... Red, White and Yellow  
Superintendent: ..... Maj. Gen. Cedric T. Wins  
Director of athletics: ..... Jim Miller  
Stadium: ..... Foster Stadium  
Capacity: ..... 10,000

### Media relations

Football contact: ..... Phil Marcello  
Email: ..... marcellopr@vmi.edu  
Office: ..... 540-464-7253  
Cell: ..... 804-381-1193  
Press box phone: ..... 540-464-7834  
Website: ..... VMIKeydets.com

### Team information

2023 record: ..... 5-6  
SoCon record: ..... 4-4 (t-5th)  
Home: ..... 3-2  
Away: ..... 2-4  
Lettermen returning/lost: .....  
Off. starters returning/lost: .....  
Def. starters returning/lost: .....  
Specialists returning/lost: .....  
Basic offense: ..... Multiple  
Basic defense: ..... Multiple



Phil Marcello  
Football SID

### SoCon titles (8)

1951, 1957, 1959, 1960, 1962, 1974, 1977, 2020-21

### FCS Playoff appearances (1)

2020-21



VMI LINEBACKER  
ERIC RANKIN



VMI RUNNING BACK HUNTER RICE





### 2023 TEAM STATISTICS

TEAM STATISTICS	VMI	OPP
SCORING	167	274
Points Per Game	15.2	24.9
FIRST DOWNS	185	198
Rushing	77	100
Passing	89	88
Penalty	19	9
RUSHING YARDAGE	1268	2048
Yards gained rushing	1598	2259
Yards lost rushing	330	211
Rushing Attempts	399	448
Average Per Rush	3.2	4.6
Average Per Game	115.3	186.2
TDs Rushing	15	20
PASSING YARDAGE	2013	2033
Comp-Att-Int	189-315-10	189-297-4
Average Per Pass	6.4	6.8
Average Per Catch	10.7	10.8
Average Per Game	183.0	184.8
TDs Passing	7	11
TOTAL OFFENSE	3281	4081
Total Plays	714	745
Average Per Play	4.6	5.5
Average Per Game	298.3	371.0
KICK RETURNS: #-Yards	28-529	24-411
PUNT RETURNS: #-Yards	16-105	25-315
INT RETURNS: #-Yards	4-41	9-139
KICK RETURN AVERAGE	18.9	17.1
PUNT RETURN AVERAGE	6.6	12.6
INT RETURN AVERAGE	10.2	15.4
FUMBLES-LOST	14-7	11-7
PENALTIES-Yards	49-480	68-626
Average Per Game	43.6	56.9
PUNTS-Yards	71-2778	56-2274
Average Per Punt	39.1	40.6
Net punt average	33.0	35.9
TIME OF POSSESSION/Game	28:57	30:18
3RD-DOWN Conversions	49/152	57/152
3rd-Down Pct	32%	38%
4TH-DOWN Conversions	4/12	11/22
4th-Down Pct	33%	50%
SACKS BY-Yards	17-91	35-243
MISC YARDS	0	0
TOUCHDOWNS SCORED	22	34
FIELD GOALS-ATTEMPTS	6-12	12-17
ON-SIDE KICKS	0-0	0-0
RED-ZONE SCORES	(20-29) 69%	(28-38) 74%
RED-ZONE TOUCHDOWNS	(16-29) 55%	(19-38) 50%
PAT-ATTEMPTS	(17-20) 85%	(34-34) 100%
ATTENDANCE	24269	100444
Games/Avg Per Game	5/4854	6/16741
Neutral Site Games		0/0

#### SCORE BY QUARTERS

	1st	2nd	3rd	4th	Total
VMI	21	54	33	59	167
Opponents	83	95	51	45	274

### 2023 INDIVIDUAL STATISTICS

RUSHING	GP	Att	Gain	Loss	Net	Avg	TD	Long	Avg/G
Hunter Rice	11	168	871	34	837	5.0	14	67	76.1
Rashad Raymond	11	101	400	11	389	3.9	0	24	35.4
Gran Swinehart	11	18	61	2	59	3.3	1	14	5.4
Chance Knox	7	10	52	5	47	4.7	0	16	6.7
Ivan Thorpe	9	8	12	8	4	0.5	0	6	0.4
Aidan Twombly	11	2	1	0	1	0.5	0	1	0.1
Isaiah Lemmond	11	1	1	0	1	1.0	0	1	0.1
Collin Ironside	8	63	142	141	1	0.0	0	18	0.1
Moore,Destin	3	1	0	3	-3	-3.0	0	0	-1.0
TEAM	11	7	0	8	-8	-1.1	0	0	-0.7
Chandler Wilson	1	1	0	8	-8	-8.0	0	0	-8.0
Collin Shannon	4	19	58	110	-52	-2.7	0	16	-13.0
<b>Total.....</b>	<b>11</b>	<b>399</b>	<b>1598</b>	<b>330</b>	<b>1268</b>	<b>3.2</b>	<b>15</b>	<b>67</b>	<b>115.3</b>
<b>Opponents.....</b>	<b>11</b>	<b>448</b>	<b>2259</b>	<b>211</b>	<b>2048</b>	<b>4.6</b>	<b>20</b>	<b>83</b>	<b>186.2</b>

PASSING	GP	Effic	Comp-Att-Int	Pct	Yards	TD	Long	Avg/G
Collin Ironside	8	117.31	133-216-6	61.6	1419	4	40	177.4
Collin Shannon	4	108.76	53-94-3	56.4	579	2	51	144.8
Hunter Rice	11	252.00	3-3-0	100.0	15	1	11	1.4
Isaiah Lemmond	11	-100.00	0-2-1	0.0	0	0	0	0.0
Chandler Wilson	1	0.00	0-0-0	0.0	0	0	0	0.0
<b>Total.....</b>	<b>11</b>	<b>114.66</b>	<b>189-315-10</b>	<b>60.0</b>	<b>2013</b>	<b>7</b>	<b>51</b>	<b>183.0</b>
<b>Opponents.....</b>	<b>11</b>	<b>130.66</b>	<b>189-297-4</b>	<b>63.6</b>	<b>2033</b>	<b>11</b>	<b>64</b>	<b>184.8</b>

RECEIVING	G	No.	Yds	Avg	TD	Lg	Avg/G
Aidan Twombly	11	38	558	14.7	3	38	50.7
Chance Knox	7	34	366	10.8	0	40	52.3
Isaiah Lemmond	11	30	306	10.2	0	35	27.8
Ivan Thorpe	9	26	249	9.6	1	51	27.7
Egypt Nelson	10	16	255	15.9	1	44	25.5
Rashad Raymond	11	15	62	4.1	0	15	5.6
VJ Johnson	6	11	107	9.7	2	25	17.8
Julio DaSilva	10	11	92	8.4	0	15	9.2
Hunter Rice	11	5	6	1.2	0	5	0.5
Gran Swinehart	11	1	14	14.0	0	14	1.3
White-Muhammad,	3	1	9	9.0	0	9	3.0
Morgan McPhaul	8	1	2	2.0	0	2	0.2
<b>Total.....</b>	<b>11</b>	<b>189</b>	<b>2026</b>	<b>10.7</b>	<b>7</b>	<b>51</b>	<b>184.2</b>
<b>Opponents.....</b>	<b>11</b>	<b>189</b>	<b>2033</b>	<b>10.8</b>	<b>11</b>	<b>64</b>	<b>184.8</b>

PUNT RETURNS	No.	Yards	Avg	TD	Long
Chance Knox	8	69	8.6	0	21
Ivan Thorpe	7	31	4.4	0	8
Tahj Summey	1	5	5.0	0	5
<b>Total.....</b>	<b>16</b>	<b>105</b>	<b>6.6</b>	<b>0</b>	<b>21</b>
<b>Opponents.....</b>	<b>25</b>	<b>315</b>	<b>12.6</b>	<b>1</b>	<b>73</b>

INTERCEPTIONS	No.	Yards	Avg	TD	Long
Austin White	1	0	0.0	0	0
Alex Oliver	1	0	0.0	0	0
Tahj Summey	1	13	13.0	0	13
Evan Eller	1	28	28.0	0	28
<b>Total.....</b>	<b>4</b>	<b>41</b>	<b>10.2</b>	<b>0</b>	<b>28</b>
<b>Opponents.....</b>	<b>9</b>	<b>139</b>	<b>15.4</b>	<b>1</b>	<b>34</b>

KICK RETURNS	No.	Yards	Avg	TD	Long
Ivan Thorpe	16	324	20.2	0	50
Rashad Raymond	5	67	13.4	0	20
Tahj Summey	3	78	26.0	0	45
VJ Johnson	2	26	13.0	0	18
White-Muhammad,	2	34	17.0	0	20
<b>Total.....</b>	<b>28</b>	<b>529</b>	<b>18.9</b>	<b>0</b>	<b>50</b>
<b>Opponents.....</b>	<b>24</b>	<b>411</b>	<b>17.1</b>	<b>1</b>	<b>82</b>

TACKLES	GP	Solo	Ast	Total	TFL/Yds	Sacks/Yds
Evan Eller	11	50	57	107	1.0-1	.
Eric Rankin	11	48	43	91	9.5-38	3.5-16
Josh Knapp	11	44	43	87	3.0-14	2.0-11
Christian Dunn	11	35	40	75	5.5-23	1.5-12
Alex Oliver	9	30	24	54	4.5-13	.
<b>Total.....</b>	<b>11</b>	<b>418</b>	<b>400</b>	<b>818</b>	<b>60-214</b>	<b>17-91</b>
<b>Opponents.....</b>	<b>11</b>	<b>412</b>	<b>334</b>	<b>746</b>	<b>76.0-360</b>	<b>35-243</b>

SCORING	TD	FGs	Kick	Rush	Rcv	Pass	DXP	Saf	Pts
Hunter Rice	14	0-0	0-0	0-0	0-0	0-0	0	0	84
Caden Beck	0	6-12	17-20	0-0	0-0	0-0	0	0	35
Aidan Twombly	3	0-0	0-0	0-0	0-0	0-0	0	0	18
VJ Johnson	2	0-0	0-0	0-0	0-0	0-0	0	0	12
Ivan Thorpe	1	0-0	0-0	0-0	0-0	0-0	0	0	6
Egypt Nelson	1	0-0	0-0	0-0	0-0	0-0	0	0	6
Gran Swinehart	1	0-0	0-0	0-0	0-0	0-0	0	0	6
Collin Ironside	0	0-0	0-0	0-0	0-1	0-0	0	0	0
Isaiah Lemmond	0	0-0	0-0	0-0	0-1	0-0	0	0	0
<b>Total.....</b>	<b>22</b>	<b>6-12</b>	<b>17-20</b>	<b>0-0</b>	<b>0-0</b>	<b>0-2</b>	<b>0</b>	<b>0</b>	<b>167</b>
<b>Opponents.....</b>	<b>34</b>	<b>12-17</b>	<b>34-34</b>	<b>0-0</b>	<b>0</b>	<b>0-0</b>	<b>0</b>	<b>0</b>	<b>274</b>

TOTAL OFFENSE	GP	Plays	Rush	Pass	Total	Avg/G
Collin Ironside	8	279	1	1419	1420	177.5
Hunter Rice	11	171	837	15	852	77.5
Collin Shannon	4	113	-52	579	527	131.8
Rashad Raymond	11	101	389	0	389	35.4
Gran Swinehart	11	18	59	0	59	5.4
Chance Knox	7	10	47	0	47	6.7
Ivan Thorpe	9	8	4	0	4	0.4
Isaiah Lemmond	11	3	1	0	1	0.1
Aidan Twombly	11	2	1	0	1	0.1
Moore,Destin	3	1	-3	0	-3	-1.0
Chandler Wilson	1	1	-8	0	-8	-8.0
TEAM	11	7	-8	0	-8	-0.7
<b>Total.....</b>	<b>11</b>	<b>714</b>	<b>1268</b>	<b>2013</b>	<b>3281</b>	<b>298.3</b>
<b>Opponents.....</b>	<b>11</b>	<b>745</b>	<b>2048</b>	<b>2033</b>	<b>4081</b>	<b>371.0</b>

PUNTING	No.	Yds	Avg	Long	TB	FC	I20	50+	Blkd
Jack Culbreath	67	2921	43.6	76	6	13	17	14	0
TEAM	2	0	0.0	0	0	0	0	0	2
<b>Total.....</b>	<b>69</b>	<b>2778</b>	<b>39.1</b>	<b>76</b>	<b>6</b>	<b>13</b>	<b>17</b>	<b>14</b>	<b>2</b>
<b>Opponents.....</b>	<b>58</b>	<b>2274</b>	<b>40.6</b>	<b>63</b>	<b>8</b>	<b>11</b>	<b>18</b>	<b>12</b>	<b>1</b>

KICKOFFS	No.	Yds	Avg	TB	OB Retn	Net YdLn
Jack Culbreath	37	2117	57.2	11	2	
Caden Beck	1	15	15.0	0	0	
<b>Total.....</b>	<b>38</b>	<b>2132</b>	<b>56.1</b>	<b>11</b>	<b>2</b>	<b>411</b>
<b>Opponents.....</b>	<b>57</b>	<b>3292</b>	<b>57.8</b>	<b>22</b>	<b>2</b>	<b>529</b>

ALL PURPOSE	GP	Rush	Rcv	PR	KR	IR	Total	Avg/G
Hunter Rice	11	837	6	0	0	0	843	76.6
Ivan Thorpe	9	4	249	31	324	0	608	67.6
Aidan Twombly	11	1	558	0	0	0	559	50.8
Rashad Raymond	11	389	62	0	67	0	518	47.1
Chance Knox	7	47	366	69	0	0	482	68.9
<b>Total.....</b>	<b>11</b>	<b>1268</b>	<b>2026</b>	<b>105</b>	<b>529</b>	<b>41</b>	<b>3969</b>	<b>360.8</b>
<b>Opponents.....</b>	<b>11</b>	<b>2048</b>	<b>2033</b>	<b>315</b>	<b>411</b>	<b>139</b>	<b>4946</b>	<b>449.6</b>

FIELD GOALS	Made-Att	Pct	01-19	20-29	30-39	40-49	50-99	Long	Blkd
Caden Beck	6-12	50.0	0-0	3-3	0-4	2-2	1-3	50	1

#SoConFB



## 2023 RESULTS (5-6, 4-4 SOCON; T5TH)

Date	Opponent	W/L	Score	Attendance
Sep 02, 2023	DAVIDSON	W	12-7	5622
Sep 09, 2023	at Bucknell	L	13-21	1465
Sep 16, 2023	at NC State	L	7-45	56919
*Sep 23, 2023	WOFFORD	W	17-14	3787
*Sep 30, 2023	at Mercer	L	3-38	10769
*Oct 14, 2023	at The Citadel	W	17-13	11349
*Oct 21, 2023	SAMFORD	L	14-27	4245
*Oct 28, 2023	CHATTANOOGA	L	23-24	5318
*Nov 04, 2023	at ETSU	W	31-24	10215
*Nov 11, 2023	at Furman	L	3-37	9727
*Nov 18, 2023	WESTERN CAROLINA	W	27-24	5297

\* Southern Conference game

## 2023 TEAM GAME-BY-GAME

Date	Opponent	Rushing				Receiving				Passing				Kick returns				Punt returns				Total off
		No.	Yds	TD	Lg	No.	Yds	TD	Lg	Cmp	Att	Int	Yds	TD	Lg	No	Yds	TD	Lg	No	Yds	
Sep 02, 2023	DAVIDSON	46	173	1	16	17	239	1	38	17-27-1	226	1	38	1	18	0	18	3	14	0	6	399
Sep 09, 2023	at Bucknell	40	75	0	13	20	220	2	27	20-30-0	220	2	27	4	101	0	50	4	46	0	21	295
Sep 16, 2023	at NC State	21	15	0	24	14	176	1	44	14-24-1	176	1	44	1	18	0	18	1	9	0	9	191
Sep 23, 2023	WOFFORD	51	154	1	27	9	62	1	24	9-12-2	62	1	24	1	2	0	2	0	0	0	0	216
Sep 30, 2023	at Mercer	23	42	0	9	19	172	0	40	19-33-1	172	0	40	6	119	0	45	1	5	0	5	214
Oct 14, 2023	at The Citadel	35	147	2	19	19	166	0	25	19-28-0	166	0	25	2	26	0	18	1	1	0	1	313
Oct 21, 2023	SAMFORD	31	142	1	47	18	200	1	35	18-33-0	200	1	35	6	114	0	24	2	1	0	1	342
Oct 28, 2023	CHATTANOOGA	38	212	3	67	24	228	0	24	24-37-2	228	0	24	2	33	0	19	1	8	0	8	440
Nov 04, 2023	at ETSU	34	121	3	18	21	209	1	32	21-38-1	209	1	32	2	34	0	20	0	0	0	0	330
Nov 11, 2023	at Furman	33	30	0	16	15	159	0	51	15-28-1	159	0	51	1	15	0	15	2	13	0	8	189
Nov 18, 2023	WESTERN CAROLINA	47	157	4	63	13	195	0	36	13-25-1	195	0	36	2	49	0	29	1	8	0	8	352
<b>Totals</b>		<b>399</b>	<b>1268</b>	<b>15</b>	<b>67</b>	<b>189</b>	<b>2026</b>	<b>7</b>	<b>51</b>	<b>189-315-10</b>	<b>2013</b>	<b>7</b>	<b>51</b>	<b>28</b>	<b>529</b>	<b>0</b>	<b>50</b>	<b>16</b>	<b>105</b>	<b>0</b>	<b>21</b>	<b>3281</b>
<b>Opponent</b>		<b>448</b>	<b>2048</b>	<b>20</b>	<b>83</b>	<b>189</b>	<b>2033</b>	<b>11</b>	<b>64</b>	<b>189-297-4</b>	<b>2033</b>	<b>11</b>	<b>64</b>	<b>24</b>	<b>411</b>	<b>1</b>	<b>82</b>	<b>25</b>	<b>315</b>	<b>1</b>	<b>73</b>	<b>4081</b>

Games played: 11  
 Avg per rush: 3.2  
 Avg per catch: 10.7  
 Pass efficiency: 114.66  
 Kick ret avg: 18.9  
 Punt ret avg: 6.6  
 All purpose avg/game: 360.8  
 Total offense avg/gm: 298.3

Date	Opponent	Tackles				Sacks		Fumble		Pass defense			Blkd Kick	PAT attempts			Saf	Pts
		Solo	Ast	Total	TFL-Yds	No-Yds	FF	FR-Yds	Int-Yds	QBH	Brk	Att-Mad		Run	Rcv			
Sep 02, 2023	DAVIDSON	14	56	70	3.0-5	0.0-0	0	0-0	1-0	3	2	0	1-0	0	0	0	0	12
Sep 09, 2023	at Bucknell	48	38	86	9.0-34	3.0-16	1	1-0	0-0	2	4	0	1-1	0	0	0	0	13
Sep 16, 2023	at NC State	46	48	94	8.0-24	1.0-5	0	0-0	0-0	0	2	0	1-1	0	0	0	0	7
Sep 23, 2023	WOFFORD	32	32	64	8.0-28	2.0-8	3	2-0	0-0	0	1	0	2-2	0	0	0	0	17
Sep 30, 2023	at Mercer	45	30	75	3.0-18	1.0-9	0	0-0	0-0	1	0	0	0-0	0	0	0	0	3
Oct 14, 2023	at The Citadel	41	10	51	3.0-11	0.0-0	0	0-0	1-13	0	3	0	2-2	0	0	0	0	17
Oct 21, 2023	SAMFORD	50	44	94	10.0-37	3.0-11	0	0-0	0-0	1	4	1	2-2	0	0	0	0	14
Oct 28, 2023	CHATTANOOGA	20	36	56	3.0-7	2.0-6	1	1--2	0-0	0	3	0	3-2	0	0	0	0	23
Nov 04, 2023	at ETSU	50	20	70	5.0-22	2.0-16	2	2-0	1-0	2	6	0	4-4	0	0	0	0	31
Nov 11, 2023	at Furman	36	48	84	4.0-13	1.0-8	0	0-0	0-0	1	2	0	0-0	0	0	0	0	3
Nov 18, 2023	WESTERN CAROLINA	36	38	74	4.0-15	2.0-12	2	1-0	1-28	8	4	1	4-3	0	0	0	0	27
<b>Totals</b>		<b>418</b>	<b>400</b>	<b>818</b>	<b>60.0-214</b>	<b>17.0-91</b>	<b>9</b>	<b>7--2</b>	<b>4-41</b>	<b>18</b>	<b>31</b>	<b>2</b>	<b>20-17</b>	<b>0</b>	<b>0</b>	<b>0</b>	<b>0</b>	<b>167</b>
<b>Opponent</b>		<b>412</b>	<b>334</b>	<b>746</b>	<b>76.0-360</b>	<b>35.0-243</b>	<b>10</b>	<b>7-8</b>	<b>9-139</b>	<b>29</b>	<b>36</b>	<b>3</b>	<b>34-34</b>	<b>0</b>	<b>0</b>	<b>0</b>	<b>0</b>	<b>274</b>

Date	Opponent	Punting							Field goals				Kickoffs					
		No	Yds	Avg	Long	Blkd	TB	FC	50+	120	Att-Made	Lg	Blkd	No	Yds	Avg	TB	OB
Sep 02, 2023	DAVIDSON	6	152	25.3	50	0	0	1	1	0	0-0	0	0	3	177	59.0	1	0
Sep 09, 2023	at Bucknell	9	329	36.6	48	1	1	2	0	3	2-0	0	0	3	141	47.0	0	0
Sep 16, 2023	at NC State	7	323	46.1	54	0	1	1	3	3	0-0	0	0	2	125	62.5	0	0
Sep 23, 2023	WOFFORD	9	431	47.9	60	0	1	2	4	5	1-1	25	0	4	186	46.5	0	1
Sep 30, 2023	at Mercer	7	296	42.3	57	0	0	0	2	1	1-1	46	0	2	121	60.5	0	0
Oct 14, 2023	at The Citadel	3	109	36.3	49	0	0	0	0	2	1-1	50	0	4	216	54.0	2	0
Oct 21, 2023	SAMFORD	8	284	35.5	76	0	1	0	2	1	1-0	0	13	194	64.7	2	0	
Oct 28, 2023	CHATTANOOGA	4	157	39.2	47	0	0	3	0	2	2-1	28	0	4	234	58.5	2	1
Nov 04, 2023	at ETSU	4	156	39.0	44	0	0	3	0	0	1-1	46	0	6	348	58.0	2	0
Nov 11, 2023	at Furman	8	280	35.0	53	1	0	0	1	0	2-1	27	0	2	130	65.0	0	0
Nov 18, 2023	WESTERN CAROLINA	6	261	43.5	59	0	2	1	1	0	1-0	0	0	5	260	52.0	2	0
<b>Totals</b>		<b>71</b>	<b>2778</b>	<b>39.1</b>	<b>76</b>	<b>2</b>	<b>6</b>	<b>13</b>	<b>14</b>	<b>17</b>	<b>12-6</b>	<b>50</b>	<b>138</b>	<b>2132</b>	<b>56.1</b>	<b>11</b>	<b>2</b>	
<b>Opponent</b>		<b>56</b>	<b>2274</b>	<b>40.6</b>	<b>63</b>	<b>1</b>	<b>8</b>	<b>11</b>	<b>10</b>	<b>18</b>	<b>17-12</b>	<b>49</b>	<b>157</b>	<b>3292</b>	<b>57.8</b>	<b>22</b>	<b>2</b>	





## VMI VS. 2024 OPPONENTS

**William & Mary 53, VMI 33, two ties**  
**At VMI: 16-18-1**

**At W&M: 9-25**

**Mike London vs VMI: N/A**

**Danny Rocco vs W&M: N/A**

**Last W&M win: 24-7 in 2011**

**Last VMI win: 39-38 in 1985**

**Longest W&M streak: 25 (1986-2011)**

**Longest VMI streak: 11 (1905-19)**

**Last 10 meetings: 0-10**

**Largest W&M win: 49-0 in 1998**

**Largest VMI win: 66-0 in 1916**

Year	Winner	Score	Site
1905	VMI	23-0	Lexington, Va.
1907	VMI	58-0	Lexington, Va.
1908	VMI	21-0	Lexington, Va.
1909	VMI	6-0	Lexington, Va.
1910	VMI	33-0	Lexington, Va.
1913	VMI	33-3	Lexington, Va.
1914	VMI	28-0	Lexington, Va.
1915	VMI	19-6	Lexington, Va.
1916	VMI	66-0	Lexington, Va.
1917	VMI	53-0	Lexington, Va.
1919	VMI	21-3	Lexington, Va.
1932	W&M	20-7	Lexington, Va.
1933	W&M	14-0	Norfolk, Va.
1934	VMI	13-6	Norfolk, Va.
1935	VMI	19-0	Williamsburg, Va.
1936	VMI	21-0	Williamsburg, Va.
1937	VMI	20-9	Norfolk, Va.
1938	VMI	14-0	Williamsburg, Va.
1940	TIE	0-0	Lexington, Va.
1941	W&M	21-0	Lexington, Va.
1942	W&M	27-6	Norfolk, Va.
1944	W&M	20-0	Portsmouth, Va.
1945	W&M	13-9	Williamsburg, Va.
1946	W&M	41-0	Williamsburg, Va.
1947	W&M	28-20	Williamsburg, Va.
1948	W&M	31-0	Norfolk, Va.

1949	W&M	54-6	Williamsburg, Va.
1950	VMI	25-19	Roanoke, Va.
1951	VMI	20-7	Williamsburg, Va.
1952	W&M	34-13	Roanoke, Va.
1953	W&M	20-19	Roanoke, Va.
1954	VMI	21-0	Roanoke, Va.
1955	W&M	20-13	Williamsburg, Va.
1956	VMI	20-6	Lynchburg, Va.
1957	VMI	14-13	Williamsburg, Va.
1958	TIE	6-6	Bluefield, Va.
1959	VMI	26-7	Norfolk, Va.
1960	VMI	33-21	Williamsburg, Va.
1961	VMI	14-7	Williamsburg, Va.
1962	VMI	6-0	Lexington, Va.
1963	VMI	26-6	Williamsburg, Va.
1964	W&M	14-12	Lexington, Va.
1965	W&M	32-21	Williamsburg, Va.
1966	W&M	22-15	Lexington, Va.
1967	W&M	33-28	Richmond, Va.
1968	W&M	20-10	Lexington, Va.
1969	W&M	25-17	Williamsburg, Va.
1970	W&M	24-10	Lexington, Va.
1971	W&M	12-7	Williamsburg, Va.
1972	W&M	31-3	Lexington, Va.
1973	W&M	45-14	Williamsburg, Va.
1974	VMI	31-20	Lexington, Va.
1975	W&M	13-7	Lexington, Va.
1976	W&M	34-20	Williamsburg, Va.
1977	VMI	23-13	Lexington, Va.
1978	W&M	10-3	Williamsburg, Va.
1979	VMI	7-3	Lexington, Va.
1980	VMI	13-10	Williamsburg, Va.
1981	VMI	31-14	Lexington, Va.
1982	W&M	24-12	Williamsburg, Va.
1983	W&M	28-14	Lexington, Va.
1984	W&M	24-13	Williamsburg, Va.
1985	VMI	39-38	Lexington, Va.
1986	W&M	37-22	Williamsburg, Va.
1987	W&M	17-6	Norfolk, Va.

1988	W&M	30-7	Williamsburg, Va.
1989	W&M	24-17	Lexington, Va.
1990	W&M	59-47	Norfolk, Va.
1991	W&M	40-26	Lexington, Va.
1992	W&M	21-16	Williamsburg, Va.
1993	W&M	49-6	Norfolk, Va.
1994	W&M	45-7	Williamsburg, Va.
1995	W&M	27-7	Lexington, Va.
1996	W&M	40-21	Williamsburg, Va.
1997	W&M	41-12	Lexington, Va.
1998	W&M	49-0	Williamsburg, Va.
1999	W&M	35-14	Lexington, Va.
2000	W&M	55-15	Williamsburg, Va.
2001	W&M	34-0	Lexington, Va.
2002	W&M	62-31	Williamsburg, Va.
2003	W&M	34-24	Lexington, Va.
2004	W&M	42-6	Williamsburg, Va.
2005	W&M	41-7	Lexington, Va.
2006	W&M	38-6	Williamsburg, Va.
2007	W&M	63-16	Lexington, Va.
2008	W&M	52-17	Williamsburg, Va.
2010	W&M	45-0	Williamsburg, Va.
2011	W&M	24-7	Lexington, Va.

**Bucknell 4, VMI 3**

**At BU:** Series tied 1-2

**At VMI:** Series tied 3-3

**Dave Cecchini vs. VMI:** 1-1

**Danny Rocco vs. BU:** 0-1

**Last BU win:** 21-13 in 2023

**Last VMI win:** 24-14 in 2022

**Longest BU streak:** 3 (2013-15)

**Longest VMI streak:** 2 (2016-22)

**Last 10 meetings:** Series tied 3-4

**Current streak:** Bucknell has won one

**Largest BU win:** 35-23 in 2013

**Largest VMI win:** 25-14 in 1978

Year	Winner	Score	Site
1978	VMI	25-14	Lexington, Va.

#SoConFB



**VMI WIDE RECEIVER VJ JOHNSON**





## VMI VS. 2024 OPPONENTS

2013	BU	35-23	Lexington, Va.
2014	BU	42-38	Lewisburg, Pa.
2015	BU	28-22 (OT)	Lexington, Va.
2016	VMI	23-17 (3OT)	Lewisburg, Pa.
2022	VMI	24-14	Lexington, Va.
2023	BU	21-13	Lewisburg, Pa.

Georgia Tech 14, VMI 1  
 At VMI: N/A  
 At GT: 1-14  
**Brent Key vs. VMI:** N/A  
**Danny Rocco vs. GT:** N/A  
**Last GT win:** 34-7 in 1988  
**Last VMI win:** 14-13 in 1950  
**Longest GT streak:** 9 (1914-47)  
**Longest VMI streak:** 1 (1950)  
**Last 10 meetings:** GT leads 9-1  
**Current streak:** GT has won five  
**Largest GT win:** 52-6 in 1986  
**Largest VMI win:** 14-13 in 1950

Year	Winner	Score	Site
1914	GT	28-7	Atlanta, Ga.
1923	GT	10-7	Atlanta, Ga.
1924	GT	3-0	Atlanta, Ga.
1925	GT	33-0	Atlanta, Ga.
1926	GT	13-0	Atlanta, Ga.
1927	GT	7-0	Atlanta, Ga.
1928	GT	13-0	Atlanta, Ga.
1946	GT	32-0	Atlanta, Ga.
1947	GT	20-0	Atlanta, Ga.
1950	GT	14-13	Atlanta, Ga.
1951	GT	34-7	Atlanta, Ga.
1973	GT	36-7	Atlanta, Ga.
1975	GT	38-10	Atlanta, Ga.
1986	GT	52-6	Atlanta, Ga.
1988	GT	34-7	Atlanta, Ga.

VMI 1, Norfolk State 1  
 At VMI: 1-0  
 At NFS: 1-14  
**Dawson Odums vs. VMI:** N/A  
**Danny Rocco vs. NFS:** N/a  
**Last NFS win:** 32-19 in 2006  
**Last VMI win:** 34-0 in 2003  
**Longest NFS streak:** 1 (2006)  
**Longest VMI streak:** 1 (2003)  
**Last 10 meetings:** Tied 1-1  
**Current streak:** NFS has won one  
**Largest NFS win:** 32-19 in 2006  
**Largest VMI win:** 34-9 in 2003

Year	Winner	Score	Site
2003	VMI	34-9	Lexington, Va.
2006	NFS	32-19	Norfolk, Va.

**Samford 8, VMI 3**  
**At SAM:** SAM leads 4-1  
**At VMI:** SAM leads 4-2  
**Chris Hatcher vs. VMI:** 6-3  
**Dany Rocco vs. SAM:** 0-1  
**Last SAM win:** 27-14 in 2023  
**Last VMI win:** 46-45 in 2021  
**Longest SAM streak:** 6 (2001-18)  
**Longest VMI streak:** 3 (2019-21)  
**Last 10 meetings:** SAM leads 7-3  
**Current streak:** SAM has won two  
**Largest SAM win:** 73-22 in 2018  
**Largest VMI win:** 48-41 (OT) in 2019

Year	Winner	Score	Site
2001	SAM	46-28	Lexington, Va.
2014	SAM	63-21	Lexington, Va.
2015	SAM	49-13	Lexington, Va.
2016	SAM	55-21	Birmingham, Ala.
2017	SAM	26-7	Lexington, Va.
2018	SAM	73-22	Birmingham, Ala.
2019	VMI	48-41 (OT)	Lexington, Va.
2020-21	VMI	38-37 (OT)	Birmingham, Ala.
2021	VMI	46-45	Lexington, Va.
2022	SAM	34-15	Birmingham, Ala.
2023	SAM	27-14	Lexington, Va.

**Wofford 14, VMI 13**  
**At VMI:** VMI leads 12-6  
**At WOF:** WOF leads 8-1  
**Danny Rocco vs. WOF:** 1-0  
**Shawn Watson vs. VMI:** 1-1  
**Last VMI win:** 17-14 in 2023  
**Last WOF win:** 34-36 in 2022  
**Longest VMI streak:** 9 (1924-92)



**VMI DEFENSIVE BACK SHAMUS JONES**

**Longest WOF streak:** 8 (2004-19)  
**Last 10 meetings:** WOF leads 7-3  
**Current streak:** VMI has won one  
**Largest VMI win:** 37-0 in 1927  
**Largest WOF win:** 55-10 in 1999; 59-14 in 2001, 2018

Year	Winner	Score	Site
1924	VMI	33-0	Lexington, Va.
1925	VMI	9-0	Lexington, Va.
1926	VMI	20-0	Lexington, Va.
1927	VMI	37-0	Lexington, Va.
1936	VMI	19-0	Lexington, Va.
1951	VMI	29-6	Lexington, Va.
1987	VMI	27-11	Lexington, Va.
1988	VMI	18-17	Lexington, Va.
1992	VMI	44-13	Lexington, Va.
1997	WOF	23-13	Spartanburg, S.C.
1998	WOF	42-20	Lexington, Va.
1999	WOF	55-10	Spartanburg, S.C.
2000	WOF	45-28	Lexington, Va.
2001	WOF	59-14	Spartanburg, S.C.
2002	VMI	27-16	Lexington, Va.
2004	WOF	19-18	Lexington, Va.
2005	WOF	38-23	Spartanburg, S.C.
2014	WOF	38-3	Spartanburg, S.C.
2015	WOF	41-20	Lexington, Va.
2016	WOF	17-0	Spartanburg, S.C.
2017	WOF	45-14	Lexington, Va.
2018	WOF	59-14	Spartanburg, S.C.
2019	WOF	51-36	Lexington, Va.
2020-21	VMI	36-31	Spartanburg, S.C.
2021	VMI	31-23	Lexington, Va.
2022	WOF	34-16	Spartanburg, S.C.
2023	VMI	17-14	Lexington, Va.

**The Citadel 44, VMI 33, 2 ties**  
**At CIT:** CIT leads 27-12  
**At VMI:** VMI leads 18-14-2  
**At neutral sites:** CIT leads 5-4  
**Maurice Drayton vs. VMI:** 0-1

**Danny Rocco vs. CIT:** 1-0  
**Last CIT win:** 26-22 in 2022  
**Last VMI win:** 17-13 in 2023  
**Longest CIT streak:** 12 (2003-18)  
**Longest VMI streak:** 7 (1950-57)  
**Last 10 meetings:** CIT leads 7-3  
**Current streak:** VMI has won one  
**Largest CIT win:** 50-0 in 1992  
**Largest VMI win:** 42-0 in 1954

Year	Winner	Score	Site
1920	VMI	35-0	Lynchburg, Va.
1929	VMI	13-7	Lexington, Va.
1930	CIT	7-6	Charleston, S.C.
1931	Tie	13-13	Lexington, Va.
1932	CIT	12-6	Charleston, S.C.
1937	VMI	27-0	Lexington, Va.
1946	VMI	26-7	Lexington, Va.
1947	CIT	7-6	Charleston, S.C.
1948	VMI	34-6	Lexington, Va.
1949	CIT	19-14	Charleston, S.C.
1950	VMI	13-7	Lexington, Va.
1951	VMI	13-7	Charleston, S.C.
1952	VMI	20-19	Lexington, Va.
1953	VMI	14-0	Charleston, S.C.
1954	VMI	42-0	Lexington, Va.
1955	VMI	14-0	Charleston, S.C.
1957	VMI	33-7	Lexington, Va.
1958	CIT	14-6	Charleston, S.C.
1959	VMI	32-8	Lexington, Va.
1960	VMI	20-6	Charleston, S.C.
1961	CIT	14-8	Lexington, Va.
1962	VMI	16-7	Charleston, S.C.
1963	VMI	33-8	Lexington, Va.
1964	CIT	17-0	Charleston, S.C.
1965	VMI	21-7	Lexington, Va.
1966	CIT	30-14	Charleston, S.C.
1967	VMI	22-11	Lexington, Va.
1968	CIT	13-8	Charleston, S.C.
1969	CIT	28-2	Lexington, Va.





# VMI VS. 2024 OPPONENTS

1970	CIT	56-9	Charleston, S.C.
1971	CIT	25-24	Lexington, Va.
1972	CIT	42-3	Charleston, S.C.
1973	VMI	23-6	Lexington, Va.
1974	VMI	20-9	Charleston, S.C.
1975	CIT	6-3	Lexington, Va.
1976	VMI	30-14	Charleston, S.C.
1977	VMI	19-3	Lexington, Va.
1978	CIT	14-3	Charleston, S.C.
1979	CIT	37-6	Lexington, Va.
1980	CIT	28-0	Charleston, S.C.
1981	VMI	14-0	Norfolk, Va.
1982	CIT	21-7	Charleston, S.C.
1983	CIT	27-6	Norfolk, Va.
1984	CIT	27-24	Charleston, S.C.
1985	Tie	14-14	Lexington, Va.
1986	VMI	47-30	Charleston, S.C.
1987	VMI	7-3	Charleston, S.C.
1988	CIT	31-20	Norfolk, Va.
1989	VMI	20-10	Norfolk, Va.
1990	CIT	23-3	Charleston, S.C.
1991	CIT	17-14	Norfolk, Va.
1992	CIT	50-0	Charleston, S.C.
1993	CIT	34-33	Charleston, S.C.
1994	CIT	58-14	Norfolk, Va.
1995	VMI	34-7	Charleston, S.C.
1996	VMI	34-27 (OT)	Lexington, Va.
1997	CIT	28-6	Charleston, S.C.
1998	CIT	36-10	Lexington, Va.
1999	CIT	7-6	Charleston, S.C.
2000	VMI	41-21	Lexington, Va.
2001	CIT	49-7	Charleston, S.C.
2002	VMI	23-21	Charlotte, N.C.
2003	CIT	27-23	Charlotte, N.C.
2005	CIT	22-14	Lexington, Va.
2006	CIT	48-21	Charleston, S.C.
2007	CIT	70-28	Lexington, Va.
2011	CIT	41-14	Charleston, S.C.
2012	CIT	27-24	Lexington, Va.
2013	CIT	31-10	Charleston, S.C.
2014	CIT	45-25	Lexington, Va.
2015	CIT	35-14	Charleston, S.C.
2016	CIT	30-20	Lexington, Va.
2017	CIT	21-3	Charleston, S.C.
2018	CIT	34-32	Lexington, Va.
2019	VMI	34-21	Charleston, S.C.
2020-21	VMI	31-17	Lexington, Va.
2021	CIT	35-24	Charleston, S.C.
2022	CIT	26-22	Lexington, Va.
2023	VMI	17-13	Charleston, S.C.

### Chattanooga 19, VMI 9, 1 tie

**At UTC:** UTC leads 10-3-1  
**At VMI:** UTC leads 9-6  
**Rusty Wright vs. VMI:** 2-2  
**Danny Rocco vs. UTC:** 0-1  
**Last UTC win:** 24-23 in 2023  
**Last VMI win:** 37-34 (OT) in 2021  
**Longest UTC streak:** 5 (1980-87; 2014-18)  
**Longest VMI streak:** 2 (four times)  
**Last 10 meetings:** UTC leads 7-3  
**Current streak:** UTC has won two  
**Largest UTC win:** 63-7 in 2017  
**Largest VMI win:** 17-0 in 1972

Year	Winner	Score	Site
1971	UTC	31-8	Lexington, Va.
1972	VMI	17-0	Chattanooga, Tenn.
1980	UTC	55-10	Lexington, Va.
1983	UTC	23-6	Chattanooga, Tenn.
1984	UTC	35-0	Lexington, Va.
1985	UTC	54-7	Chattanooga, Tenn.
1987	UTC	31-0	Lexington, Va.
1989	Tie	14-14	Chattanooga, Tenn.
1991	UTC	50-14	Chattanooga, Tenn.
1992	VMI	37-34 (OT)	Lexington, Va.
1993	VMI	35-29 (OT)	Lexington, Va.
1994	UTC	49-14	Chattanooga, Tenn.
1995	VMI	17-12	Lexington, Va.
1996	VMI	28-14	Chattanooga, Tenn.
1997	UTC	27-24	Lexington, Va.
1998	UTC	45-7	Chattanooga, Tenn.
1999	UTC	27-0	Lexington, Va.
2000	UTC	27-14	Chattanooga, Tenn.
2001	VMI	19-16	Lexington, Va.
2002	VMI	35-31	Chattanooga, Tenn.
2014	UTC	55-7	Chattanooga, Tenn.
2015	UTC	33-27	Lexington, Va.
2016	UTC	30-12	Chattanooga, Tenn.

2017	UTC	63-7	Lexington, Va.
2018	UTC	34-27	Chattanooga, Tenn.
2019	VMI	31-24	Lexington, Va.
2021	VMI	37-34 (OT)	Lexington, Va.
2022	UTC	41-13	Chattanooga, Tenn.
2023	UTC	24-23	Lexington, Va.

### Furman 31, VMI 10

**At FUR:** FUR leads 18-3  
**At VMI:** FUR leads 13-7  
**Clay Hendrix vs. VMI:** 6-1  
**Danny Rocco vs. FUR:** 0-1  
**Last FUR win:** 37-3 in 2023  
**Last VMI win:** 14-13 in 2020-21  
**Longest FUR streak:** 21 (1980-02)  
**Longest VMI streak:** 5 (1974-79)  
**Last 10 meetings:** FUR leads 8-2  
**Current streak:** FUR has won three  
**Largest FUR win:** 58-0 in 1999; 65-7 in 2001  
**Largest VMI win:** 31-7 in 1972

Year	Winner	Score	Site
1946	VMI	26-7	Greenville, S.C.
1970	VMI	13-0	Lexington, Va.
1971	FUR	14-0	Greenville, S.C.
1972	VMI	31-7	Lexington, Va.
1973	FUR	19-13	Greenville, S.C.
1974	VMI	7-0	Lexington, Va.
1975	VMI	13-10	Greenville, S.C.
1976	VMI	17-3	Lexington, Va.
1977	VMI	31-28	Greenville, S.C.
1979	VMI	21-20	Lexington, Va.
1980	FUR	21-16	Greenville, S.C.
1981	FUR	33-21	Lexington, Va.
1982	FUR	38-3	Greenville, S.C.
1983	FUR	49-0	Lexington, Va.
1986	FUR	34-3	Lexington, Va.
1987	FUR	38-0	Greenville, S.C.
1988	FUR	31-13	Greenville, S.C.
1989	FUR	30-6	Lexington, Va.
1990	FUR	51-22	Greenville, S.C.
1991	FUR	46-28	Lexington, Va.
1992	FUR	41-13	Greenville, S.C.
1993	FUR	24-0	Greenville, S.C.
1994	FUR	28-11	Lexington, Va.
1995	FUR	55-24	Greenville, S.C.
1996	FUR	31-14	Lexington, Va.
1997	FUR	35-14	Greenville, S.C.
1998	FUR	51-14	Lexington, Va.
1999	FUR	58-0	Greenville, S.C.
2000	FUR	35-21	Lexington, Va.
2001	FUR	65-7	Greenville, S.C.
2002	FUR	55-28	Lexington, Va.
2014	VMI	31-15	Lexington, Va.
2015	FUR	24-21	Greenville, S.C.
2016	FUR	24-10	Lexington, Va.
2017	FUR	42-10	Greenville, S.C.
2018	FUR	49-13	Lexington, Va.
2019	FUR	60-21	Greenville, S.C.
2020-21	VMI	14-13	Lexington, Va.
2021	FUR	37-31	Lexington, Va.
2022	FUR	41-3	Lexington, Va.
2023	FUR	37-3	Greenville, S.C.

### Mercer 7, VMI 3

**At MER:** MER leads 3-2  
**At VMI:** MER leads 4-1  
**Mike Jacobs vs. VMI:** N/A  
**Danny Rocco vs. MER:** 0-1  
**Last MER win:** 38-3 in 2023  
**Last VMI win:** 45-7 in 2021  
**Longest MER streak:** 4 (2016-19)  
**Longest VMI streak:** 2 (2020-21)  
**Last 10 meetings:** MER leads 7-3  
**Current streak:** MER has won two  
**Largest MER win:** 55-14 in 2022  
**Largest VMI win:** 45-7 in 2021

Year	Winner	Score	Site
2014	MER	27-24	Lexington, Va.
2015	VMI	28-21	Macon, Ga.
2016	MER	33-30 (OT)	Lexington, Va.
2017	MER	49-14	Macon, Ga.
2018	MER	48-38	Lexington, Va.
2019	MER	34-27	Macon, Ga.
2020-21	VMI	41-14	Lexington, Va.
2021	VMI	45-7	Macon, Ga.
2022	VMI	55-14	Lexington, Va.
2023	MER	38-3	Macon, Ga.

### Western Carolina 25, VMI 5

**At VMI:** WCU leads 11-4  
**At WCU:** WCU leads 14-1  
**Danny Rocco vs. WCU:** 3-0 (2-0 at LU, 1-0 at VMI)  
**Kerwin Bell vs. VMI:** 2-1  
**Last VMI win:** 27-24 in 2023  
**Last WCU win:** 38-17 in 2022  
**Longest VMI streak:** 1 (five times)  
**Longest WCU streak:** 17 (1992-19)  
**Last 10 meetings:** WCU leads 8-2  
**Current streak:** VMI has won one  
**Largest VMI win:** 30-7 in 2020-21  
**Largest WCU win:** 40-2 in 1999

Year	Winner	Score	Site
1978	WCU	41-12	Lexington, Va.
1980	WCU	16-14	Cullowhee, N.C.
1981	VMI	21-14	Lexington, Va.
1984	WCU	22-16	Lexington, Va.
1985	WCU	35-30	Cullowhee, N.C.
1986	WCU	34-0	Cullowhee, N.C.
1988	VMI	24-20	Lexington, Va.
1990	WCU	28-20	Cullowhee, N.C.
1991	VMI	27-25	Lexington, Va.
1992	WCU	28-25	Cullowhee, N.C.
1993	WCU	38-14	Cullowhee, N.C.
1994	WCU	33-7	Lexington, Va.
1995	WCU	31-14	Cullowhee, N.C.
1996	WCU	28-14	Lexington, Va.
1997	WCU	24-0	Cullowhee, N.C.
1998	WCU	39-17	Lexington, Va.
1999	WCU	40-2	Cullowhee, N.C.
2000	WCU	41-31	Lexington, Va.
2001	WCU	44-17	Cullowhee, N.C.
2002	WCU	35-23	Lexington, Va.
2014	WCU	42-27	Cullowhee, N.C.
2015	WCU	24-20	Lexington, Va.
2016	WCU	32-29	Cullowhee, N.C.
2017	WCU	26-7	Lexington, Va.
2018	WCU	52-50	Cullowhee, N.C.
2019	WCU	43-35	Lexington, Va.
2020-21	VMI	30-7	Cullowhee, N.C.
2021	WCU	52-24	Lexington, Va.
2022	WCU	38-17	Cullowhee, N.C.
2023	VMI	27-24	Lexington, Va.

### ETSU 18, VMI 11

**At ETSU:** ETSU leads 10-4  
**At VMI:** ETSU leads 8-7  
**Trey Lamb vs. VMI:** 1-1  
**Danny Rocco vs. ETSU:** 1-0  
**Last ETSU win:** 44-21 in 2022  
**Last VMI win:** 31-24 in 2023  
**Longest ETSU streak:** 7 (1996-02)  
**Longest VMI streak:** 4 (1979-85)  
**Last 10 meetings:** ETSU leads 7-3  
**Current streak:** VMI has won one  
**Largest ETSU win:** 38-0 in 1996  
**Largest VMI win:** 37-7 in 2016

Year	Winner	Score	Site
1979	VMI	24-14	Lexington, Va.
1982	VMI	21-3	Johnson City, Tenn.
1983	VMI	24-12	Lexington, Va.
1985	VMI	23-19	Lexington, Va.
1986	ETSU	31-20	Johnson City, Tenn.
1987	VMI	20-13	Lexington, Va.
1988	ETSU	26-10	Johnson City, Tenn.
1989	ETSU	17-16	Lexington, Va.
1990	VMI	21-20	Johnson City, Tenn.
1991	VMI	35-20	Lexington, Va.
1992	ETSU	18-16	Johnson City, Tenn.
1993	ETSU	10-7	Lexington, Va.
1994	ETSU	31-21	Johnson City, Tenn.
1995	VMI	37-23	Lexington, Va.
1996	ETSU	38-0	Johnson City, Tenn.
1997	ETSU	17-7	Lexington, Va.
1998	ETSU	44-8	Johnson City, Tenn.
1999	ETSU	26-17	Lexington, Va.
2000	ETSU	38-3	Johnson City, Tenn.
2001	ETSU	34-23	Lexington, Va.
2002	ETSU	35-21	Johnson City, Tenn.
2016	VMI	37-7	Lexington, Va.
2017	ETSU	24-6	Johnson City, Tenn.
2018	ETSU	27-24	Lexington, Va.
2019	VMI	31-24 (OT)	Johnson City, Tenn.
2020-21	ETSU	24-20	Lexington, Va.
2021	ETSU	27-20	Johnson City, Tenn.
2022	ETSU	44-21	Lexington, Va.
2023	VMI	31-24	Johnson City, Tenn.

#SoConFB



## VMI YEAR-BY-YEAR

Year	Overall	SoCon	Place	Coach
1891	3 0 1			Walter Taylor
1892	4 0 1			No coach
1893	3 1 0			No coach
1894	6 0 0			No coach
1895	5 1 0			G.W. Bryant
1896	3 4 0			G.W. Bryant
1897	3 2 0			R.N. Groner
1898	4 2 0			S.A. Boyle
1899	1 0 0			S.A. Boyle
1900	4 1 2			Sam Walker
1901	4 3 0			Sam Walker
1902	3 3 1			Sam Walker
1903	2 1 0			W.W. Roper
1904	3 5 0			W.W. Roper
1905	2 5 1			I.B. Johnson
1906	4 4 0			I.B. Johnson
1907	5 3 0			C.S. Roller Jr.
1908	3 2 0			C.S. Roller Jr.
1909	4 3 0			W.C. Gloth
1910	3 3 1			W.C. Gloth
1911	7 1 0			Alpha Brummage
1912	7 1 0			Alpha Brummage
1913	7 1 2			Henry G. Poaque
1914	4 4 0			Frank H. Gorton
1915	6 2 1			Frank H. Gorton
1916	4 5 0			Frank H. Gorton
1917	4 4 1			Earl C. Abell
1918	1 3 0			Earl C. Abell/Mose Goodman
1919	6 2 0			Red Fleming
1920	9 0 0			Blandy Clarkson
1921	3 5 1			Blandy Clarkson
1922	7 2 0			Blandy Clarkson
1923	9 1 0			Blandy Clarkson
1924	6 3 1	2 3 1	13th	Blandy Clarkson
1925	6 4 0	2 4 0	17th	Blandy Clarkson
1926	5 5 0	2 4 0	t-15th	Blandy Clarkson
1927	6 4 0	2 4 0	t-17th	W.C. Raftery
1928	5 3 2	2 3 1	t-14th	W.C. Raftery
1929	8 2 0	4 2 0	t-7th	W.C. Raftery
1930	3 6 0	0 5 0	23rd	W.C. Raftery
1931	3 6 1	2 4 0	t-17th	W.C. Raftery
1932	2 8 0	1 4 0	t-18th	W.C. Raftery
1933	2 7 1	2 1 1	4th	W.C. Raftery
1934	1 8 0	0 5 0	10th	W.C. Raftery
1935	2 7 1	0 3 1	10th	W.C. Raftery
1936	6 4 0	4 2 0	4th	W.C. Raftery
1937	5 5 0	4 2 0	5th	Allison T. Hubert
1938	6 1 4	4 0 3	3rd	Allison T. Hubert
1939	6 3 1	3 1 1	t-4th	Allison T. Hubert
1940	7 2 1	3 2 1	7th	Allison T. Hubert
1941	4 6 0	4 2 0	t-5th	Allison T. Hubert
1942	3 5 1	2 4 1	t-10th	Allison T. Hubert
1943	2 6 0	2 3 0	t-7th	Allison T. Hubert
1944	1 8 0	1 5 0	8th	Allison T. Hubert
1945	5 4 0	3 2 0	t-5th	Allison T. Hubert
1946	4 5 1	2 3 1	8th	Allison T. Hubert
1947	3 5 1	2 3 1	11th	A.W. Morton
1948	6 3 0	5 1 0	3rd	A.W. Morton
1949	3 5 1	3 2 1	6th	Thomas N. Nugent
1950	6 4 0	5 1 0	3rd	Thomas N. Nugent
1951	7 3 0	5 0 0	t-1st	Thomas N. Nugent
1952	3 6 1	2 3 1	9th	Thomas N. Nugent
1953	5 5 0	3 3 0	t-5th	John McKenna
1954	4 6 0	4 3 1	5th	John McKenna
1955	1 9 0	1 6 0	9th	John McKenna
1956	3 6 1	2 3 1	6th	John McKenna
1957	9 0 1	6 0 0	1st	John McKenna
1958	6 2 2	2 2 1	4th	John McKenna
1959	8 1 1	5 0 1	1st	John McKenna
1960	7 2 1	4 1 0	1st	John McKenna
1961	6 4 0	4 2 0	3rd	John McKenna
1962	6 4 0	6 0 0	1st	John McKenna
1963	3 5 2	3 1 2	3rd	John McKenna
1964	1 9 0	1 4 0	t-8th	John McKenna
1965	3 7 0	3 2 0	4th	John McKenna
1966	2 8 0	1 4 0	t-8th	Vito Ragazzo
1967	6 4 0	2 3 0	t-5th	Vito Ragazzo
1968	1 9 0	1 3 0	t-5th	Vito Ragazzo
1969	0 10 0	0 4 0	t-6th	Vito Ragazzo
1970	1 10 0	1 4 0	7th	Vito Ragazzo
1971	1 10 0	1 4 0	6th	Bob Thalman
1972	2 9 0	1 5 0	6th	Bob Thalman

Year	Overall	SoCon	Place	Coach
1973	3 8 0	2 4 0	6th	Bob Thalman
1974	7 4 0	5 1 0	1st	Bob Thalman
1975	3 8 0	2 4 0	t-6th	Bob Thalman
1976	5 5 0	2 3 0	5th	Bob Thalman
1977	7 4 0	4 1 0	t-1st	Bob Thalman
1978	3 8 0	1 4 0	5th	Bob Thalman
1979	6 4 1	4 1 0	2nd	Bob Thalman
1980	3 7 1	1 4 1	6th	Bob Thalman
1981	6 3 1	3 1 1	2nd	Bob Thalman
1982	5 6 0	2 3 0	6th	Bob Thalman
1983	2 9 0	1 5 0	6th	Bob Thalman
1984	1 9 0	1 4 0	8th	Bob Thalman
1985	3 7 1	1 4 1	7th	Eddie Williamson
1986	1 10 0	1 5 0	7th	Eddie Williamson
1987	4 7 0	2 4 0	t-5th	Eddie Williamson
1988	2 9 0	1 5 0	6th	Eddie Williamson
1989	2 8 1	1 4 1	t-6th	Jim Shuck
1990	4 7 0	1 5 0	7th	Jim Shuck
1991	4 7 0	2 5 0	t-6th	Jim Shuck
1992	3 8 0	1 6 0	7th	Jim Shuck
1993	1 10 0	1 7 0	9th	Jim Shuck
1994	1 10 0	1 7 0	9th	Bill Stewart
1995	4 7 0	3 5 0	6th	Bill Stewart
1996	3 8 0	2 6 0	t-6th	Bill Stewart
1997	0 11 0	0 8 0	9th	Ted Cain
1998	1 10 0	0 8 0	9th	Ted Cain/Donny White
1999	1 10 0	0 8 0	9th	Cal McCombs
2000	2 9 0	1 7 0	t-8th	Cal McCombs
2001	1 10 0	1 7 0	t-8th	Cal McCombs
2002	6 6 0	3 5 0	t-5th	Cal McCombs
2003	6 6 0			Cal McCombs
2004	0 11 0			Cal McCombs
2005	3 8 0			Cal McCombs
2006	1 10 0			Jim Reid
2007	2 9 0			Jim Reid
2008	4 7 0			Sparky Woods
2009	2 9 0			Sparky Woods
2010	3 8 0			Sparky Woods
2011	2 9 0			Sparky Woods
2012	2 9 0			Sparky Woods
2013	2 10 0			Sparky Woods
2014	2 10 0	1 6 0	t-7th	Sparky Woods
2015	2 9 0	1 6 0	8th	Scott Wachenheim
2016	3 8 0	1 7 0	t-8th	Scott Wachenheim
2017	0 11 0	0 8 0	9th	Scott Wachenheim
2018	1 10 0	0 8 0	9th	Scott Wachenheim
2019	5 7 0	4 4 0	t-4th	Scott Wachenheim
2020-21	6 2 0	6 1 0	1st	Scott Wachenheim
2021	6 5 0	4 4 0	t-4th	Scott Wachenheim
2022	1 10 0	0 8 0	9th	Scott Wachenheim
2023	5 6 0	4 4 0	t-5th	Scott Wachenheim
<b>Total</b>	<b>496-735-42</b>	<b>195-329-24</b>		

## ALL-TIME VMI COACHES

Coach	Seasons	Years	W	L	T	Pct.
Walter Taylor	1891	1	3	0	1	.875
G.W. Bryant	1895-96	2	8	5	0	.615
R.N. Groner	1897	1	3	2	0	.600
S.A. Boyle	1898-99	2	5	2	0	.714
Sam Walker	1900-02	3	11	7	3	.595
W.W. Roper	1903-04	2	5	6	0	.455
I.B. Johnson	1905-06	2	6	9	1	.406
C.S. Roller Jr.	1907-08	2	8	5	0	.615
W.C. Gloth	1909-10	2	7	6	1	.538
Alpha Brummage	1911-12	2	14	2	0	.875
Henry G. Poaque	1913	1	7	1	2	.800
Frank H. Gorton	1914-16	3	14	11	1	.558
Earl C. Abell	1917	1	4	4	1	.500
Abell/Mose Goodman	1918	1	1	3	0	.250
Red Fleming	1919	1	6	2	0	.750
Blandy Clarkson	1920-26	7	45	20	2	.687
W.C. Raftery	1927-36	10	38	55	5	.413
Allison T. Hubert	1937-46	10	43	45	8	.490
A.W. Morton	1947-48	2	9	8	1	.528
Thomas N. Nugent	1949-52	4	19	18	2	.513
John McKenna	1953-65	13	62	60	8	.508
Vito Ragazzo	1966-70	5	10	41	0	.196
Bob Thalman	1971-84	14	54	94	3	.368
Eddie Williamson	1985-88	4	10	33	1	.239
Jim Shuck	1989-93	4	14	40	1	.264
Bill Stewart	1994-96	3	8	25	0	.242
Ted Cain	1997-98	2	1	20	0	.048
Donny White*	1998	1	0	1	0	.000
Cal McCombs	1999-05	7	19	60	0	.241
Jim Reid	2006-07	2	3	19	0	.136
Sparky Woods	2008-14	7	17	62	0	.215
Scott Wachenheim	2015-22	8	24	62	0	.289
Danny Rocco	2023-present	1	5	6	0	.556

\* Interim coach for final game of 1998



**FOSTER STADIUM (10,000)**





# WESTERN CAROLINA

## KERWIN BELL HEAD COACH

**Alma mater (year):**..... Florida (1987)  
**Hometown:**..... Mayo, Fla.  
**Career record (years):**..... 110-54 (15)  
**School record (years):**..... 17-16 (3)  
**SoCon record (years):**..... 13-10 (3)  
**FCS Playoff appearances:**..... 0



## BELL'S YEAR-BY-YEAR RECORD

Year	School	SoCon	Overall
2007	Jacksonville		3-8
2008	Jacksonville		9-4
2009	Jacksonville		7-4
2010	Jacksonville		10-1
2011	Jacksonville		7-4
2012	Jacksonville		7-4
2013	Jacksonville		5-6
2014	Jacksonville		9-2
2015	Jacksonville		9-2
2016	Valdosta State		8-3
2017	Valdosta State		5-4
2018	Valdosta State		14-0
2021	Western Carolina	4-4 (t-4th)	4-7
2022	Western Carolina	4-4 (5th)	6-5
2023	Western Carolina	5-3 (4th)	7-4
<b>Jacksonville (9)</b>			<b>66-35 (.653)</b>
<b>Valdosta State (3)</b>			<b>27-7 (.794)</b>
<b>Western Carolina (2)</b>		<b>13-10 (.565)</b>	<b>17-16 (.515)</b>
<b>Career (15)</b>		<b>13-10 (.565)</b>	<b>110-54 (.671)</b>

## 2024 COACHING STAFF

Jerry Odom ..... Assistant Coach / Defensive Coordinator  
 Rylan Wells ..... Assistant Coach / Offensive Coordinator / QBs  
 Cody Edwards ..... Assistant Coach / Special Teams Coord. / Linebackers  
 Brian Cochran ..... Assistant Coach / Defensive Line  
 Kyle Dickey ..... Assistant Coach / Tight Ends  
 Greg McGruder ..... Assistant Coach / Wide Receivers  
 Malik Goodman ..... Assistant Coach / Safeties  
 Jeremy King ..... Assistant Coach / Offensive Line  
 Larry Murphy ..... Assistant Coach / Asst. Special Teams / Cornerbacks  
 Rudi Small ..... Assistant Coach / Asst. Special Teams / Running Backs

## 2024 ROSTER

NO.	NAME	POS.	HT.	WT.	CL.	HOMETOWN (PREVIOUS COLLEGE / HIGH SCHOOL)
0	AJ Colombo	WR	5-8	175	Jr.	Waxhaw, N.C. (Guthbertson HS)
0	Ken Moore Jr.	CB	5-10	160	R-So.	Miami, Fla. (Christopher Columbus HS)
1	Zion Booker	WR	5-10	185	So.	Charlotte, N.C. (Julius Chambers HS)
1	Mateo Sudipo	S	6-1	210	R-Sr.	Wake Forest, N.C. (Coastal Carolina / Wake Forest HS)
2	Branson Adams	RB	5-9	185	Jr.	Greensboro, N.C. (Dudley HS)
2	Micah Nelson	DE	6-3	265	R-Sr.	Murphy, N.C. (Murphy HS)
3	Calvin Jones	WR	5-10	190	R-Jr.	Forest City, N.C. (East Rutherford HS)
3	Samaurie Dukes	CB	5-10	185	Jr.	Miami, Fla. (Miami HS)
4	De'Andre Tamarez	WR	5-11	180	R-So.	Overtown, Fla. (Carol City HS)
4	C.J. Williams	CB	5-10	170	R-Sr.	Gallion, Ala. (Alabama / Demopolis HS)
5	Jalynn Williams	RB	5-10	205	R-Sr.	St. Petersburg, Fla. (Toledo / St. Petersburg HS)
5	Hayward McQueen Jr.	LB	6-1	200	Jr.	Fort Lauderdale, Fla. (TRU Prep Academy)
6	Corey Reddick Jr.	RB	5-10	175	R-So.	West Palm Beach, Fla. (Atlantic HS)
6	Curtis Fann Jr.	DL	6-3	255	R-Sr.	Stillmore, Ga. (Akron / Emanuel County)
7	Malik Knight	WR	6-2	170	R-So.	Fort Lauderdale, Fla. (Fort Lauderdale HS)
7	Ed Jones IV	S	6-1	205	Sr.	Arlington, Texas (Cisco College / Martin HS)
8	Taron Dickens	QB	5-11	175	R-Fr.	Miami, Fla. (Northwestern HS)
8	Jaquarius Guinn	DL	6-2	290	Sr.	Clover, S.C. (Clover HS)
9	Cole Gonzales	QB	6-0	195	Jr.	Ocala, Fla. (Trinity Catholic HS)
9	Darian Anderson Jr.	CB	5-10	160	R-So.	Miami, Fla. (Dade Christian School)
10	Patrick Boyd Jr.	WR	5-10	160	R-Fr.	Fort Lauderdale, Fla. (Fort Lauderdale HS)
10	Tahjae Mullix	DL	6-3	270	Jr.	Covington, Ga. (Western Illinois / Newton HS)
11	Jefferson Boaz	QB	6-7	235	Jr.	Pilot Mountain, N.C. (North Carolina / East Surry HS)
11	Caleb Fisher	DL	6-3	240	R-Jr.	Decatur, Ga. (Columbia HS)
12	Brody Palhegyi	QB	5-10	175	R-Jr.	Fort Lauderdale, Fla. (Cardinal Gibbons HS)
12	Amarian Robinson	DB	5-10	170	Gr.	Akron, Ohio (Youngstown State / Akron East HS)
13	Santana Fleming	WR	5-10	160	R-Fr.	Fort Lauderdale, Fla. (Western HS)
13	Tyquez Royal	CB	6-1	175	R-Sr.	Fayetteville, N.C. (Campbell / South View HS)
14	Nate Blair	QB	6-4	185	Fr.	Jacksonville, Fla. (Episcopal School of Jacksonville)
14	Armond Anderson	DB	6-2	195	Jr.	Lithonia, Ga. (St. Thomas Univ. / South Gwinnett HS)
15	Jai Boyd	WR	6-2	170	R-Fr.	Winnboro, S.C. (Fairfield Central HS)
15	Antoine Williams	LB	5-10	200	R-Sr.	Birmingham, Ala. (Austin Peay / Pinson Valley HS)
16	James Tyre	WR	5-10	160	R-Fr.	Suwanee, Ga. (Lambert HS)
16	Jordy Lowery	CB	5-11	190	R-So.	Bartow, Fla. (Bartow HS)
17	Bennett Judy	QB	6-3	200	R-Fr.	Simpsonville, S.C. (Hillcrest HS)
17	Kenyon Partridge	DE	6-3	225	R-Fr.	Decatur, Ga. (Columbia HS)
18	Isaiah Johnson	WR	6-0	170	Fr.	Fort Walton Beach, Fla. (Choctawhatchee HS)
18	Antarron Turner	LB	6-2	225	R-So.	Kannapolis, N.C. (A.L. Brown HS)
19	James Randle	WR	6-0	175	Fr.	Miami, Fla. (Mainland HS)
19	Chris Morgan	DL	6-0	285	Sr.	Maiden, N.C. (Maiden HS)
20	Wesley Scott	LB	6-0	210	Gr.	Hobe Sound, Fla. (Keiser / Jupiter Christian HS)
21	Jaiden Bond	RB	5-9	190	R-Jr.	Boone, N.C. (Watagua HS)
21	Bo Simpson-Nealy	DB	5-10	185	R-Fr.	Altamonte Springs, Fla. (Seminole HS)
22	Trey Ritch	TE	6-3	210	Fr.	Gainesville, Fla. (Santa Fe HS)
22	Jeno Junius Jr.	LB	5-11	190	R-Fr.	Hollywood, Fla. (Chaminade-Madonna HS)
24	Brandon Benjamin	RB	5-9	205	R-Jr.	Fort Myers, Fla. (Missouri State / Dunbar HS)
24	Zayveon Wells	DB	5-10	185	So.	Sumter, S.C. (Palmetto Prep / Lakewood HS)
25	Marlin Cochran	RB	5-11	195	R-Fr.	Miami, Fla. (Miami Northwestern HS)
25	Nicholas Kilpatrick	CB	6-0	180	Fr.	Jacksonville, Fla. (William Raines HS)
26	Na'Koma Simpson-Nealy	S	5-10	165	Fr.	Altamonte Springs, Fla. (Seminole HS)
27	Joshua Collins	RB	6-1	185	Fr.	Bryson City, N.C. (Swain County HS)
27	Hasaan Sykes	CB	6-0	170	Fr.	Tucker, Ga. (Tucker HS)
28	Markel Townsend	RB	5-8	175	R-Fr.	Columbia, S.C. (A.C. Flora HS)
29	Jhamari Pierre-Louis	S	5-11	195	R-So.	Delray Beach, Fla. (Atlantic HS)
30	Richard Garrett	DL	6-4	250	R-So.	Jacksonville, Fla. (Andrew Jackson HS)
31	Ja'morri Downing	S	6-0	200	R-So.	Fort Lauderdale, Fla. (Stranahan HS)
32	Trevaughn Martinez	DB	5-10	175	R-Fr.	Fort Lauderdale, Fla. (Dillard HS)
33	Lee Campbell	S	6-0	205	Jr.	Charlotte, N.C. (Queen City Prep / Vance HS)
34	Rashad Snow	CB	5-9	160	Fr.	Homestead, Fla. (Homestead HS)
35	Christian Murphy	LB	6-1	220	R-So.	Dania Beach, Fla. (Dillard HS)
36	Don Robinson III	CB	5-10	180	R-So.	Winston-Salem, N.C. (West Forsyth HS)
37	Cam Smith	DB	6-0	180	R-Fr.	New London, N.C. (North Stanly HS)
38	Canden McGill	CB	5-11	185	Fr.	Shelby, N.C. (Shelby HS)
39	Julian Quintero	S	6-0	190	Fr.	St. Augustine, Fla. (St. Augustine HS)
40	Cory Hennings	S	6-1	210	R-Jr.	Matthews, N.C. (Weddington HS)
41	Drew Hollifield	S	5-11	185	Fr.	Shelby, N.C. (Shelby HS)
42	Caden Robinson	TE	6-3	195	Fr.	Lake Junaluska, N.C. (Pisgah HS)
43	Walter Gibson	DB	5-11	190	R-Sr.	Apex, N.C. (Apex HS)
44	Isaac McLellan	TE	6-2	245	R-So.	Rock Hill, S.C. (Northwestern HS)
45	Justin Wallace	DL	6-3	230	R-So.	West Palm Beach, Fla. (Killian HS)
46	Paxton Robertson	K	6-0	205	Sr.	Knoxville, Tenn. (Knoxville Catholic HS)
47	Blue Monroe	LB	6-1	235	R-So.	Concord, N.C. (Jay M. Robinson HS)
48	Colby Cross	LS	6-0	225	R-Sr.	Mooreville, N.C. (Lake Norman HS)
49	Corbin Shirley	K	5-10	160	R-So.	Seneca, S.C. (Seneca HS)
50	Edwin Moore Jr.	DL	6-3	265	Fr.	Decatur, Ga. (Columbia HS)
51	Aaron Sanz	OL	6-2	290	R-So.	Clearwater, Fla. (Clearwater HS)
52	Manasseh Ripert	OL	6-4	320	Jr.	Lakeland, Fla. (Dodge City / Lakeland HS)
53	Zach Watson	OL	6-1	265	R-Fr.	Waycross, Ga. (Ware County HS)
55	Secrea Algje	OL	6-5	300	Fr.	Snellville, Ga. (Brookwood HS)
56	Beady Waddell V	LB	6-0	205	Fr.	Summerville, S.C. (West Mecklenburg (N.C.) HS)
58	Brett Gray	OL	6-3	275	Jr.	Vancouver, Wash. (Valparaiso / Skyview HS)
59	Daimean Fernandez	LB	6-2	185	R-Fr.	Gastonia, N.C. (Stuart W. Cramer HS)
60	Therion Cannon	OL	6-3	270	R-Fr.	Ridgeland, S.C. (UAB / Thomas Heyward HS)
61	Tyler Griffin	OL	6-0	285	R-Jr.	Thomasville, N.C. (Ledford HS)
62	Payton Davis	OL	6-2	305	R-So.	Mooreville, N.C. (Lake Norman HS)
63	Maddox Cowart	K	6-2	170	Fr.	Tampa, Fla. (Plant HS)
64	Mabry Bumgarner	LS	5-9	200	R-Fr.	Sylva, N.C. (Smoky Mountain HS)
65	Camden Myers	OL	6-3	260	Fr.	Irmo, S.C. (Dutch Fork HS)
66	Derek Simmons	OL	6-6	315	Sr.	Jacksonville, Fla. (Abilene Christian / Fletcher HS)
67	Steven Hamby	OL	6-5	285	R-Fr.	Statesville, N.C. (Statesville HS)
68	Dale Greene	OL	6-3	285	Fr.	Burford, Ga. (Burford HS)
69	Caleb Williford	OL	6-6	295	Fr.	Burford, Ga. (Cherokee Bluff HS)
71	Cade McLellan	OL	6-3	305	R-So.	Plant City, Fla. (Durant HS)
72	Blake Whitmore	OL	6-2	295	R-Sr.	Raleigh, N.C. (Millbrook HS)
73	Xavier Graham	OL	6-2	330	Sr.	Niceville, Fla. (UMass / Niceville HS)
74	Jordan Daniels	OL	6-5	310	R-Sr.	Charlotte, N.C. (Akron / North Mecklenburg HS)
75	Caleb Carter	OL	6-3	300	R-Jr.	Jacksonville, N.C. (Southwest Onslow HS)
76	Nate Linkous	OL	6-5	300	R-Jr.	Cramerton, N.C. (Stuart W. Cramer HS)
77	Caleb Turner-Allen	DL	6-1	230	Fr.	Miami, Fla. (Dr. Michael M. Krop HS)
78	Evan Carney	OL	6-3	305	R-So.	Nashville, Tenn. (Christ Presbyterian Academy)
79	Jamichael Wilson	DL	6-3	325	Gr.	Chattanooga, Tenn. (Tusculum / Brainerd HS)
81	Ca'Lique Cunningham	WR	5-9	185	R-So.	Rock Hill, S.C. (Northwestern HS)
82	Mattew Keener	WR	6-2	175	Fr.	Pilot Mountain, N.C. (East Surry HS)
83	Austin Cunningham	WR	6-0	185	Fr.	West Columbia, S.C. (White Knoll HS)
85	Dale Hulbert	TE	6-4	220	R-Fr.	Charlotte, N.C. (Charlotte Christian School)
86	Brayden Blackmon	TE	6-3	230	R-Jr.	Duncan, S.C. (Byrnes HS)
87	Jake Young	TE	6-3	240	R-So.	Waxhaw, N.C. (North Carolina / Marvin Ridge HS)
88	Jemarious Reaves	WR	6-1	170	Fr.	Hopkins, S.C. (Lower Richland HS)
89	Bode Burns	TE	6-4	205	Fr.	Dunnellon, Fla. (Dunnellon HS)
90	Jailan Bennett	DL	6-3	285	Fr.	Baxley, Ga. (Appling County HS)
91	Hunter Zirkle	DL	6-3	235	Fr.	Arcadia, Fla. (Booker HS)
92	Vanier Baptiste III	DL	6-3	240	Fr.	Fort Myers, Fla. (Dunbar HS)
93	Adrian Stone	DL	6-4	290	Fr.	Fort Myers, Fla. (North Fort Myers HS)
94	Jaden Meeks	DL	6-1	225	Fr.	Charlotte, N.C. (Julius L. Chambers HS)
95	Stephen Brantley	P	6-2	230	So.	Pilot Mountain, N.C. (East Surry HS)
96	Christian Lowery	K	5-11	180	Jr.	Acworth, Ga. (Cincinnati / Harrison HS)
97	Caleb Bradford	DL	6-1	270	R-Jr.	Canton, N.C. (Pisgah HS)
98	Jackson Hensley	DL	6-4	220	Fr.	Maiden, N.C. (Maiden HS)
99	Jordan Cardenty	DL	6-0	285	Fr.	Atlanta, Ga. (Creekside HS)

#SoConFB

## 2024 SCHEDULE

Aug. 29 (7 p.m.) at NC State		Oct. 19 (2 p.m.) at Furman*	
Sept. 7 (2:30 p.m.) Campbell		Oct. 26 (3:30 p.m.) at Mercer*	
Sept. 14 (6 p.m.) at Elon		Nov. 2 (2:30 p.m.) Chattanooga*	
Sept. 21 (TBA) at Montana		Nov. 9 (11:00 a.m.) at ETSU*	
Oct. 5 (2:30 p.m.) Wofford*		Nov. 16 (Noon) VMI*	
Oct. 12 (2:30 p.m.) The Citadel*		Nov. 23 (TBA) at Samford*	

\* Southern Conference game

## WESTERN CAROLINA CATAMOUNTS

### Basic information

Location: ..... Cullowhee, N.C.  
 Founded: ..... 1889  
 Enrollment: ..... 10,586  
 Nickname: ..... Catamounts  
 Colors: ..... Purple and Gold  
 Chancellor: ..... Dr. Kelli R. Brown  
 Director of athletics: ..... Alex Gary  
 Stadium: ..... E.J. Whitmire Stadium  
 Capacity: ..... 13,790

### Media relations

Football contact: ..... Daniel Hooker  
 Email: ..... dhooker@email.wcu.edu  
 Office: ..... 828-227-2339  
 Cell: ..... 828-508-2494  
 Press box phone: ..... 828-227-2116  
 Website: ..... CatamountSports.com

### Team information

2023 record: ..... 7-4  
 SoCon record: ..... 5-3 (4th)  
 Home: ..... 3-2  
 Away: ..... 4-2  
 Lettermen returning/lost: ..... 40/29  
 Off. starters returning/lost: ..... 5/6  
 Def. starters returning/lost: ..... 6/5  
 Specialists returning/lost: ..... 3/1  
 Basic offense: ..... Pro Spread  
 Basic defense: ..... 4-2-5



Daniel Hooker  
Football SID

### SoCon titles (0)

### FCS Playoff appearances (1)

1983



WESTERN CAROLINA RUNNING BACK  
BRANSON ADAMS



WESTERN CAROLINA DEFENSIVE BACK CJ WILLIAMS





# WESTERN CAROLINA



## 2023 TEAM STATISTICS

TEAM STATISTICS	WCU	OPP
<b>SCORING</b>	413	305
Points Per Game	37.5	27.7
<b>FIRST DOWNS</b>	285	221
Rushing	106	88
Passing	153	107
Penalty	25	26
<b>RUSHING YARDAGE</b>	2011	1683
Yards gained rushing	2154	1943
Yards lost rushing	143	260
Rushing Attempts	361	423
Average Per Rush	5.6	4.0
Average Per Game	182.8	153.0
TDs Rushing	19	19
<b>PASSING YARDAGE</b>	3534	2400
Comp-Att-Int	261-401-13	180-300-9
Average Per Pass	8.8	8.0
Average Per Catch	13.5	13.3
Average Per Game	321.3	218.2
TDs Passing	33	17
<b>TOTAL OFFENSE</b>	5545	4083
Total Plays	762	723
Average Per Play	7.3	5.6
Average Per Game	504.1	371.2
<b>KICK RETURNS: #-Yards</b>	26-451	38-807
<b>PUNT RETURNS: #-Yards</b>	23-261	6-77
<b>INT RETURNS: #-Yards</b>	9-103	13-67
<b>KICK RETURN AVERAGE</b>	17.3	21.2
<b>PUNT RETURN AVERAGE</b>	11.3	12.8
<b>INT RETURN AVERAGE</b>	11.4	5.6
<b>FUMBLES-LOST</b>	12-8	15-5
<b>PENALTIES-Yards</b>	75-693	63-687
Average Per Game	63.0	62.5
<b>PUNTS-Yards</b>	32-1248	52-2121
Average Per Punt	39.0	40.8
Net punt average	34.1	34.6
<b>TIME OF POSSESSION/Game</b>	28:06	31:43
<b>3RD-DOWN Conversions</b>	57/129	62/147
3rd-Down Pct	44%	42%
<b>4TH-DOWN Conversions</b>	9/22	9/16
4th-Down Pct	41%	56%
<b>SACKS BY-Yards</b>	20-109	10-54
<b>MISC YARDS</b>	13	0
<b>TOUCHDOWNS SCORED</b>	48	34
<b>FIELD GOALS-ATTEMPTS</b>	14-15	8-16
<b>ON-SIDE KICKS</b>	0-0	0-0
<b>RED-ZONE SCORES</b>	(43-55) 78%	(32-41) 78%
<b>RED-ZONE TOUCHDOWNS</b>	(33-55) 60%	(28-41) 68%
<b>PAT-ATTEMPTS</b>	(51-52) 98%	(33-34) 97%
<b>ATTENDANCE</b>	59676	89582
Games/Avg Per Game	5/11935	6/14930
Neutral Site Games		0/0

### SCORE BY QUARTERS

	1st	2nd	3rd	4th	Total
WCU	76	135	87	115	413
Opponents	98	76	55	76	305

## 2023 INDIVIDUAL STATISTICS

RUSHING	GP	Att	Gain	Loss	Net	Avg	TD	Long	Avg/G
Desmond Reid	8	131	912	16	896	6.8	13	70	112.0
Branson Adams	11	89	549	10	539	6.1	3	37	49.0
Cole Gonzales	11	51	256	40	216	4.2	0	20	19.6
Brody Palhegyi	5	22	163	15	148	6.7	2	28	29.6
Camury Reid	9	19	106	5	101	5.3	0	17	11.2
Markel Townsend	4	18	62	0	62	3.4	0	10	15.5
Marlin Cochran	4	8	47	2	45	5.6	1	31	11.2
Quenten Zanders	2	4	27	0	27	6.8	0	19	13.5
Bryce Wilson	10	1	5	0	5	5.0	0	5	0.5
Taron Dickens	2	6	13	19	-6	-1.0	0	6	-3.0
TEAM	11	9	14	23	-9	-1.0	0	10	-0.8
<b>Total.....</b>	<b>11</b>	<b>361</b>	<b>2154</b>	<b>143</b>	<b>2011</b>	<b>5.6</b>	<b>19</b>	<b>70</b>	<b>182.8</b>
<b>Opponents.....</b>	<b>11</b>	<b>423</b>	<b>1943</b>	<b>260</b>	<b>1683</b>	<b>4.0</b>	<b>19</b>	<b>63</b>	<b>153.0</b>

PASSING	GP	Effic	Comp-Att-Int	Pct	Yards	TD	Long	Avg/G
Cole Gonzales	11	168.56	195-296-7	65.9	2685	28	57	244.1
Brody Palhegyi	5	152.69	30-49-2	61.2	424	4	47	84.8
Mateo Sudipo	1	74.92	15-23-3	65.2	98	0	24	98.0
Bennett Judy	1	149.55	6-8-0	75.0	71	0	26	71.0
Taron Dickens	2	299.47	4-6-0	66.7	127	1	65	63.5
TEAM	11	48.10	1-4-0	25.0	11	0	11	1.0
Stephe Brantley	11	100.00	1-1-0	100.0	0	0	0	0.0
<b>Total.....</b>	<b>11</b>	<b>159.79</b>	<b>261-401-13</b>	<b>65.1</b>	<b>3534</b>	<b>33</b>	<b>65</b>	<b>321.3</b>
<b>Opponents.....</b>	<b>11</b>	<b>139.90</b>	<b>180-300-9</b>	<b>60.0</b>	<b>2400</b>	<b>17</b>	<b>67</b>	<b>218.2</b>

RECEIVING	G	No.	Yds	Avg	TD	Lg	Avg/G
Censere Lee	11	43	751	17.5	8	55	68.3
Branson Adams	11	36	266	7.4	4	23	24.2
David White	10	32	502	15.7	6	57	50.2
AJ Colombo	11	31	438	14.1	5	50	39.8
Calvin Jones	11	23	316	13.7	2	22	28.7
Desmond Reid	8	21	283	13.5	0	47	35.4
Ajay Belanger	11	15	175	11.7	4	31	15.9
Core Washington	8	13	174	13.4	0	65	21.8
TEAM	11	13	138	10.6	0	24	12.5
Zion Booker	9	7	163	23.3	0	41	18.1
De'Andr Tamarez	10	6	82	13.7	2	31	8.2
Camury Reid	9	5	44	8.8	0	16	4.9
Caleb Fisher	10	3	41	13.7	0	40	4.1
Patrick Boyd Jr	1	2	41	20.5	0	36	41.0
Terrence Horne	5	2	33	16.5	0	26	6.6
Markel Townsend	4	2	21	10.5	0	11	5.2
Jake Young	5	2	4	2.0	0	4	0.8
Clayto Bardall	9	1	27	27.0	1	27	3.0
Ca' Cunningham	1	1	17	17.0	1	17	17.0
Santana Fleming	4	1	11	11.0	0	11	2.8
Patrick Boyd	3	1	7	7.0	0	7	2.3
Marlin Cochran	4	1	0	0.0	0	0	0.0
<b>Total.....</b>	<b>11</b>	<b>261</b>	<b>3534</b>	<b>13.5</b>	<b>33</b>	<b>65</b>	<b>321.3</b>
<b>Opponents.....</b>	<b>11</b>	<b>180</b>	<b>2400</b>	<b>13.3</b>	<b>17</b>	<b>67</b>	<b>218.2</b>

PUNT RETURNS	No.	Yards	Avg	TD	Long
AJ Colombo	16	192	12.0	0	40
Corey Washington	7	69	9.9	0	26.7
Ed Jones IV	0	0	0.0	0	0
<b>Total.....</b>	<b>23</b>	<b>261</b>	<b>11.3</b>	<b>0</b>	<b>40</b>
<b>Opponents.....</b>	<b>6</b>	<b>77</b>	<b>12.8</b>	<b>0</b>	<b>39</b>

INTERCEPTIONS	No.	Yards	Avg	TD	Long
Samaurie Dukes	3	0	0.0	0	0
Ajay Belanger	1	0	0.0	0	0
CJ Williams	1	30	30.0	0	30
Ed Jones IV	1	48	48.0	1	48
Dar Anderson Jr	1	0	0.0	0	0
Rod Gattison	1	29	29.0	0	29
Ken Moore Jr.	1	-4	-4.0	0	0
<b>Total.....</b>	<b>9</b>	<b>103</b>	<b>11.4</b>	<b>1</b>	<b>48</b>
<b>Opponents.....</b>	<b>13</b>	<b>67</b>	<b>5.2</b>	<b>1</b>	<b>28</b>

KICK RETURNS	No.	Yards	Avg	TD	Long
Calvin Jones	9	215	23.9	0	39
AJ Colombo	6	78	13.0	0	21
Blue Monroe	2	30	15.0	0	20
TEAM	2	37	18.5	0	20
Core Washington	2	23	11.5	0	12
Patrick Boyd	2	41	20.5	0	24
Branson Adams	1	7	7.0	0	7
Marquis Lymon	1	-5	-5.0	0	0
Rod Gattison	1	25	25.0	0	25
Ed Jones IV	0	0	0.0	0	0
<b>Total.....</b>	<b>26</b>	<b>451</b>	<b>17.3</b>	<b>0</b>	<b>39</b>
<b>Opponents.....</b>	<b>38</b>	<b>807</b>	<b>21.2</b>	<b>0</b>	<b>49</b>

TACKLES	GP	Solo	Ast	Total	TFL/Yds	Sacks/Yds
Andreas Keaton	11	42	23	65	1.5-13	

ALL PURPOSE	GP	Rush	Rcv	PR	KR	IR	Total	Avg/G
Desmond Reid	8	896	283	0	0	0	1179	147.4
Branson Adams	11	539	266	0	7	0	812	73.8
Censere Lee	11	0	751	0	0	0	751	68.3
AJ Colombo	11	0	438	192	78	0	708	64.4
Calvin Jones	11	0	316	0	215	0	531	48.3
<b>Total.....</b>	<b>11</b>	<b>2011</b>	<b>3534</b>	<b>261</b>	<b>451</b>	<b>103</b>	<b>6360</b>	<b>578.2</b>
<b>Opponents.....</b>	<b>11</b>	<b>1683</b>	<b>2400</b>	<b>77</b>	<b>807</b>	<b>67</b>	<b>5034</b>	<b>457.6</b>

FIELD GOALS	Made-Att	Pct	01-19	20-29	30-39	40-49	50-99	Long	Blkd
Richard McCollum	13-14	92.9	1-1	3-3	5-6	4-4	0-0	43	0

TD	FGs	Kick	Rush	Rcv	Pass	DXP	Saf	Pts
Lealaimatafao	11	29	30	59	1.5-10			1.5-10
Lee Campbell	11	23	21	44	1.5-1			
CJ Williams	11	32	12	44	3.0-5			
Ed Jones IV	11	20	19	39	4.5-21			2.0-16
<b>Total.....</b>	<b>11</b>	<b>395</b>	<b>350</b>	<b>745</b>	<b>53-222</b>			<b>20-109</b>
<b>Opponents.....</b>	<b>11</b>	<b>400</b>	<b>340</b>	<b>740</b>	<b>43.0-166</b>			<b>10-54</b>

SCORING	TD	FGs	Kick	Rush	Rcv	Pass	DXP	Saf	Pts
Richa McCollum	0	13-15	51-52	0-0	0	0-0	0	0	90
Desmond Reid	13	0-0	0-0	0-0	0	0-0	0	0	78
Censere Lee	8	0-0	0-0	0-0	0	0-0	0	0	48
Branson Adams	6	0-0	0-0	0-0	0	0-0	0	0	36
David White	5	0-0	0-0	0-0	0	0-0	0	0	30
AJ Colombo	5	0-0	0-0	0-0	0	0-0	0	0	30
Ajay Belanger	2	0-0	0-0	0-0	0	0-0	0	0	12
Brody Palhegyi	2	0-0	0-0	0-0	0	0-0	0	0	12
De'Andr Tamarez	2	0-0	0-0	0-0	0	0-0	0	0	12
Ca' Cunningham	1	0-0	0-0	0-0	0	0-0	0	0	6
Marlin Cochran	1	0-0	0-0	0-0	0	0-0	0	0	6
Ed Jones IV	1	0-0	0-0	0-0	0	0-0	0	0	6
Calvin Jones	1	0-0	0-0	0-0	0	0-0	0	0	6
Clayto Bardall	1	0-0	0-0	0-0	0	0-0	0	0	6
Cole Gonzales	0	0-0	0-0	1-1	0	0-0	0	0	2
<b>Total.....</b>	<b>48</b>	<b>13-15</b>	<b>51-52</b>	<b>1-1</b>	<b>0</b>	<b>0-0</b>	<b>0</b>	<b>0</b>	<b>413</b>
<b>Opponents.....</b>	<b>34</b>	<b>7-16</b>	<b>33-34</b>	<b>1-2</b>					

# CATAMOUNTS



## 2023 RESULTS (6-5, 4-4 SOCON; 5TH)

Date	Opponent	W/L	Score	Attendance
Sep 02, 2023	at Arkansas	L	13-56	44397
*Sep 09, 2023	SAMFORD	W	30-7	12410
Sep 16, 2023	at Eastern Ky.	W	27-24	13597
Sep 23, 2023	CHARLESTON SO.	W	77-21	13357
*Sep 30, 2023	at The Citadel	W	49-14	12317
*Oct 07, 2023	at Chattanooga	W	52-50	8978
*Oct 21, 2023	FURMAN	L	17-29	10736
*Oct 28, 2023	MERCER	L	38-45	12154
*Nov 04, 2023	at Wofford	W	28-25	4996
*Nov 11, 2023	ETSU	W	58-7	11019
*Nov 18, 2023	at VMI	L	24-27	5297

\* Southern Conference game

## 2023 TEAM GAME-BY-GAME

Date	Opponent	Rushing				Receiving				Passing				Kick returns				Punt returns				Total off
		No.	Yds	TD	Lg	No.	Yds	TD	Lg	Cmp-Att-Int	Yds	TD	Lg	No	Yds	TD	Lg	No	Yds	TD	Lg	
Sep 02, 2023	at Arkansas	30	64	1	25	25	227	0	40	25-40-4	227	0	40	2	37	0	20	2	1	0	1	291
Sep 09, 2023	SAMFORD	49	284	1	20	29	257	2	24	29-35-0	257	2	24	1	21	0	21	1	0	0	0	541
Sep 16, 2023	at Eastern Ky.	36	211	1	33	18	340	3	57	18-33-1	340	3	57	2	36	0	25	2	41	0	28	551
Sep 23, 2023	CHARLESTON SO.	40	237	4	31	20	446	7	65	20-24-0	446	7	65	1	10	0	10	6	106	0	40	683
Sep 30, 2023	at The Citadel	39	261	5	23	30	308	2	22	30-39-1	308	2	22	2	24	0	19	2	43	0	30	569
Oct 07, 2023	at Chattanooga	23	275	3	70	13	276	3	55	13-25-0	276	3	55	2	23	0	12	2	19	0	10	551
Oct 21, 2023	FURMAN	24	84	0	11	21	274	2	39	21-35-2	274	2	39	0	0	0	0	0	0	0	0	358
Oct 28, 2023	MERCER	19	86	0	19	32	388	5	44	32-52-3	388	5	44	8	176	0	39	1	0	0	0	474
Nov 04, 2023	at Wofford	32	171	1	21	19	229	2	46	19-31-1	229	2	46	3	67	0	25	0	-1	0	0	400
Nov 11, 2023	ETSU	31	174	1	22	34	513	6	40	34-52-0	513	6	40	2	43	0	24	5	31	0	11	687
Nov 18, 2023	at VMI	38	164	2	28	20	276	1	47	20-35-1	276	1	47	3	14	0	12	2	21	0	11	440
	<b>Totals</b>	<b>361</b>	<b>2011</b>	<b>19</b>	<b>70</b>	<b>261</b>	<b>3534</b>	<b>33</b>	<b>65</b>	<b>261-401-13</b>	<b>3534</b>	<b>33</b>	<b>65</b>	<b>26</b>	<b>451</b>	<b>0</b>	<b>39</b>	<b>23</b>	<b>261</b>	<b>0</b>	<b>40</b>	<b>5545</b>
	<b>Opponent</b>	<b>423</b>	<b>1683</b>	<b>19</b>	<b>63</b>	<b>180</b>	<b>2400</b>	<b>17</b>	<b>67</b>	<b>180-300-9</b>	<b>2400</b>	<b>17</b>	<b>67</b>	<b>38</b>	<b>807</b>	<b>0</b>	<b>49</b>	<b>6</b>	<b>77</b>	<b>0</b>	<b>39</b>	<b>4083</b>

Games played: 11  
 Avg per rush: 5.6  
 Avg per catch: 13.5  
 Pass efficiency: 159.79  
 Kick ret avg: 17.3  
 Punt ret avg: 11.3  
 All purpose avg/game: 578.2  
 Total offense avg/gm: 504.1

Date	Opponent	Tackles			TFL-Yds	Sacks No-Yds	Fumble		Pass defense			Blkd Kick	PAT attempts			Saf	Pts
		Solo	Ast	Total			FF	FR-Yds	Int-Yds	QBH	Brk		Att-Mad	Run	Rcv		
Sep 02, 2023	at Arkansas	31	42	73	4.0-25	1.0-10	1	0-0	0-0	1	1	0	1-1	0	0	0	13
Sep 09, 2023	SAMFORD	42	8	50	7.0-32	6.0-27	2	1-0	0-0	2	3	0	3-3	0	0	0	30
Sep 16, 2023	at Eastern Ky.	43	22	65	1.0-2	0.0-0	0	0-0	1-30	1	6	0	4-3	0	0	0	27
Sep 23, 2023	CHARLESTON SO.	26	52	78	6.0-25	2.0-17	0	0-0	1-0	1	4	0	11-11	0	0	0	77
Sep 30, 2023	at The Citadel	36	4	40	3.0-9	1.0-6	2	1-0	0-0	0	1	0	7-7	0	0	0	49
Oct 07, 2023	at Chattanooga	50	22	72	4.0-16	3.0-15	0	0-0	2-44	2	7	0	7-7	0	0	0	52
Oct 21, 2023	FURMAN	37	36	73	2.0-6	0.0-0	0	0-0	0-0	3	2	0	2-2	0	0	0	17
Oct 28, 2023	MERCER	36	48	84	9.0-37	2.0-21	2	1-0	1-0	0	4	0	5-5	0	0	0	5
Nov 04, 2023	at Wofford	34	50	84	7.0-28	2.0-17	0	0-0	0-0	7	3	0	2-2	1	0	0	28
Nov 11, 2023	ETSU	21	38	59	5.0-14	1.0-7	1	1-0	3-0	4	2	0	7-7	0	0	0	58
Nov 18, 2023	at VMI	39	28	67	5.0-28	2.0-10	1	0-0	1-29	0	4	0	3-3	0	0	0	24
	<b>Totals</b>	<b>395</b>	<b>350</b>	<b>745</b>	<b>53.0-222</b>	<b>20.0-130</b>	<b>9</b>	<b>4-0</b>	<b>9-103</b>	<b>21</b>	<b>37</b>	<b>0</b>	<b>52-51</b>	<b>1</b>	<b>0</b>	<b>0</b>	<b>380</b>
	<b>Opponent</b>	<b>400</b>	<b>340</b>	<b>740</b>	<b>43.0-166</b>	<b>10.0-60</b>	<b>8</b>	<b>7-85</b>	<b>13-67</b>	<b>28</b>	<b>34</b>	<b>1</b>	<b>34-33</b>	<b>1</b>	<b>3</b>	<b>0</b>	<b>266</b>

Date	Opponent	Punting							Field goals					Kickoffs				
		No	Yds	Avg	Long	Blkd	TB	FC	50+	120	Att-Made	Lg	Blkd	No	Yds	Avg	TB	OB
Sep 02, 2023	at Arkansas	5	222	44.4	52	0	0	2	2	2	2-2	34	03	192	64.0	1	0	
Sep 09, 2023	SAMFORD	2	69	34.5	36	0	0	1	0	2	3-3	41	06	361	60.2	0	0	
Sep 16, 2023	at Eastern Ky.	5	213	42.6	56	0	1	1	1	1	1-0	0	05	287	57.4	1	0	
Sep 23, 2023	CHARLESTON SO.	1	59	59.0	59	0	0	0	1	1	0-0	0	012	721	60.1	7	0	
Sep 30, 2023	at The Citadel	0	0	0.0	0	0	0	0	0	0	0-0	0	07	372	53.1	4	1	
Oct 07, 2023	at Chattanooga	5	188	37.6	53	0	0	1	1	1	1-1	32	08	407	50.9	1	1	
Oct 21, 2023	FURMAN	1	25	25.0	25	0	0	1	0	0	1-1	43	04	230	57.5	1	0	
Oct 28, 2023	MERCER	2	61	30.5	42	0	0	0	0	1	1-1	0	06	378	63.0	1	1	
Nov 04, 2023	at Wofford	4	159	39.8	49	0	1	1	0	1	2-2	33	06	327	54.5	0	1	
Nov 11, 2023	ETSU	2	91	45.5	50	0	1	1	0	0	3-3	41	011	594	54.0	1	3	
Nov 18, 2023	at VMI	5	161	32.2	51	1	1	1	0	0	1-1	41	05	257	51.4	2	1	
	<b>Totals</b>	<b>32</b>	<b>1248</b>	<b>39.0</b>	<b>59</b>	<b>1</b>	<b>4</b>	<b>9</b>	<b>7</b>	<b>9</b>	<b>15-14</b>	<b>43</b>	<b>073</b>	<b>4126</b>	<b>56.5</b>	<b>19</b>	<b>8</b>	
	<b>Opponent</b>	<b>52</b>	<b>2121</b>	<b>40.8</b>	<b>59</b>	<b>0</b>	<b>3</b>	<b>10</b>	<b>14</b>	<b>9</b>	<b>16-8</b>	<b>47</b>	<b>056</b>	<b>3326</b>	<b>59.4</b>	<b>28</b>	<b>2</b>	





# WESTERN CAROLINA

## WESTERN CAROLINA VS. 2024 OPPONENTS

NC State 7, Western Carolina 0  
 At NCSU: NCSU leads 7-0  
 At WCU: N/A  
 Dave Doeren vs. WCU: 1-0  
 Kerwin Bell vs. NCSU: N/A  
 Last NCSU win: 41-0 in 2019  
 Last WCU win: N/A  
 Longest NCSU streak: 7 (1986-2019)  
 Longest WCU streak: N/A  
 Last 10 meetings: NCSU leads 7-0  
 Current streak: NCSU has won seven  
 Largest NCSU win: 67-0 in 1990  
 Largest WCU win: N/A

Year	Winner	Score	Site
1986	NCSU	31-18	Raleigh, N.C.
1988	NCSU	45-6	Raleigh, N.C.
1990	NCSU	67-0	Raleigh, N.C.
1994	NCSU	38-13	Raleigh, N.C.
2003	NCSU	59-20	Raleigh, N.C.
2010	NCSU	48-7	Raleigh, N.C.
2019	NCSU	41-0	Raleigh, N.C.

Campbell 2, Western Carolina 0  
 At CAM: N/A  
 At WCU: CAM leads 2-0  
 Mike Menter vs. N/A  
 Kerwin Bell vs. SAM: N/A  
 Last CAM win: 20-0 in 1939  
 Last WCU win: N/A  
 Longest CAM streak: 2 (1937-39)  
 Longest WCU streak: N/A  
 Last 10 meetings: CAM leads 2-0  
 Current streak: CAM has won two  
 Largest CAM win: 20-0 in 1939  
 Largest WCU win: N/A

Year	Winner	Score	Site
1937	CAM	7-6	Cullowhee, N.C.
1939	CAM	20-0	Cullowhee, N.C.

Elon 24, Western Carolina 17, 2 ties  
 At ELON: Elon leads 15-6-1  
 At WCU: WCU leads 12-9-1  
 Chris Young vs. WCU: N/A  
 Kerwin Bell vs. ELON: N/A  
 Last ELON win: 42-31 in 2012  
 Last WCU win: 27-24 in 2013  
 Longest WCU streak: 4, twice  
 Longest ELON streak: 7, twice  
 Last 10 meetings: Elon leads 7-3  
 Current streak: WCU has won one  
 Largest ELON win: 52-0 in 1939  
 Largest WCU win: 41-6 in 1960

Year	Winner	Score	Site
1933	ELON	46-6	Elon, N.C.
1934	ELON	37-6	Elon, N.C.
1939	ELON	52-0	Elon, N.C.
1940	ELON	38-0	Cullowhee, N.C.
1941	ELON	28-7	Elon, N.C.
1950	ELON	25-19	Cullowhee, N.C.
1951	ELON	23-0	Elon, N.C.
1952	WCU	12-0	Cullowhee, N.C.
1953	ELON	13-7	Elon, N.C.
1954	Tie	20-20	Cullowhee, N.C.
1955	ELON	19-6	Elon, N.C.
1956	ELON	26-6	Cullowhee, N.C.
1958	ELON	15-6	Cullowhee, N.C.
1959	WCU	14-6	Elon, N.C.
1960	WCU	41-6	Cullowhee, N.C.
1961	ELON	11-9	Elon, N.C.
1962	ELON	14-13	Cullowhee, N.C.
1963	ELON	19-10	Elon, N.C.
1964	WCU	21-20	Cullowhee, N.C.
1965	WCU	26-14	Elon, N.C.
1966	WCU	34-0	Cullowhee, N.C.
1967	Tie	20-20	Elon, N.C.
1968	ELON	35-30	Cullowhee, N.C.
1969	WCU	17-13	Elon, N.C.
1970	WCU	17-7	Cullowhee, N.C.
1971	ELON	43-29	Elon, N.C.
1978	WCU	17-7	Cullowhee, N.C.
1979	WCU	20-7	Cullowhee, N.C.
1995	WCU	36-14	Cullowhee, N.C.
1996	WCU	45-28	Cullowhee, N.C.
1997	ELON	17-16	Elon, N.C.
1998	WCU	10-7	Cullowhee, N.C.
2003	WCU	26-3	Cullowhee, N.C.
2004	WCU	28-7	Elon, N.C.
2005	WCU	31-26	Cullowhee, N.C.
2006	ELON	37-19	Elon, N.C.
2007	ELON	38-36	Cullowhee, N.C.
2008	ELON	33-14	Elon, N.C.
2009	ELON	42-17	Cullowhee, N.C.
2010	ELON	45-14	Elon, N.C.
2011	ELON	38-31	Cullowhee, N.C.



### WESTERN CAROLINA WIDE RECEIVER AJ COLOMBO

2012	ELON	42-31	Elon, N.C.
2013	WCU	27-24	Cullowhee, N.C.

Western Carolina 0, Montana 0  
 First Meeting

Wofford 28, Western Carolina 17  
 At WCU: WOF leads 11-12  
 At WOF: WOF leads 16-6  
 At neutral sites: WOF leads 1-0  
 Kerwin Bell vs. WOF: 3-0  
 Shawn Watson vs. WCU: 0-2  
 Last WCU win: 28-25 in 2023  
 Last WOF win: 59-7 in 2019  
 Longest WCU streak: 8 (1977-96)  
 Longest WOF streak: 8 (2006-13)  
 Last 10 meetings: tied 5-5  
 Current streak: WCU has won three  
 Largest WCU win: 41-6 in 1977; 56-21 in 1979  
 Largest WOF win: 59-7 in 2019

Year	Winner	Score	Site
1952	WOF	20-13	Spartanburg, S.C.
1953	WOF	7-6	Cullowhee, N.C.
1955	WOF	21-7	Spartanburg, S.C.
1956	WOF	39-7	Spartanburg, S.C.
1957	WOF	28-7	Spartanburg, S.C.
1958	WOF	29-15	Asheville, N.C.
1970	WOF	29-22	Spartanburg, S.C.
1971	WCU	31-13	Cullowhee, N.C.
1974	WCU	21-9	Spartanburg, S.C.
1975	WOF	23-14	Cullowhee, N.C.
1976	WOF	10-6	Spartanburg, S.C.
1977	WCU	41-6	Cullowhee, N.C.
1978	WCU	26-11	Spartanburg, S.C.
1979	WCU	56-21	Cullowhee, N.C.
1981	WCU	37-30	Spartanburg, S.C.
1982	WCU	36-17	Cullowhee, N.C.
1983	WCU	37-20	Cullowhee, N.C.
1984	WCU	31-0	Cullowhee, N.C.
1996	WCU	24-6	Cullowhee, N.C.
1997	WOF	17-7	Cullowhee, N.C.
1998	WOF	17-10	Spartanburg, S.C.
1999	WOF	35-21	Cullowhee, N.C.

2000	WOF	40-31	Spartanburg, S.C.
2001	WCU	31-28	Cullowhee, N.C.
2002	WOF	31-24	Spartanburg, S.C.
2003	WOF	38-6	Cullowhee, N.C.
2004	WOF	15-12	Spartanburg, S.C.
2005	WCU	24-0	Cullowhee, N.C.
2006	WOF	35-7	Spartanburg, S.C.
2007	WOF	47-44	Cullowhee, N.C.
2008	WOF	42-14	Spartanburg, S.C.
2009	WOF	35-26	Cullowhee, N.C.
2010	WOF	45-14	Spartanburg, S.C.
2011	WOF	42-24	Cullowhee, N.C.
2012	WOF	49-20	Spartanburg, S.C.
2013	WOF	21-17	Cullowhee, N.C.
2014	WCU	26-14	Cullowhee, N.C.
2015	WCU	24-17	Spartanburg, S.C.
2016	WOF	31-19	Cullowhee, N.C.
2017	WOF	35-28 (OT)	Spartanburg, S.C.
2018	WOF	38-23	Cullowhee, N.C.
2019	WOF	59-7	Spartanburg, S.C.
2021	WCU	41-21	Spartanburg, S.C.
2022	WCU	36-29	Cullowhee, N.C.
2023	WCU	28-25	Spartanburg, S.C.

The Citadel 27, Western Carolina 20, 1 tie

At CIT: CIT leads 14-9  
 At WCU: CIT leads 13-11  
 At neutral sites: Series tied 0-0-1  
 Maurice Drayton vs. WCU: 0-1  
 Kerwin Bell vs. CIT: 2-1  
 Last CIT win: 34-21 in 2022  
 Last WCU win: 49-14 in 2023  
 Longest CIT streak: 5 (2004-08)  
 Longest WCU streak: 3, three times  
 Last 10 meetings: tied 5-5  
 Current streak: WCU has won one  
 Largest CIT win: 38-13 in 1991  
 Largest WCU win: 49-14 in 2023

Year	Winner	Score	Site
1972	WCU	10-0	Charleston, S.C.
1977	CIT	20-0	Charleston, S.C.
1978	WCU	38-24	Cullowhee, N.C.
1979	CIT	21-19	Charleston, S.C.

#SoConFB



## WESTERN CAROLINA VS. 2024 OPPONENTS

1980	CIT	28-21	Cullowhee, N.C.
1981	CIT	12-3	Charleston, S.C.
1982	CIT	24-20	Cullowhee, N.C.
1983	WCU	44-17	Charleston, S.C.
1984	CIT	34-33	Cullowhee, N.C.
1985	CIT	10-3	Charleston, S.C.
1986	WCU	27-12	Cullowhee, N.C.
1987	CIT	38-24	Charleston, S.C.
1988	CIT	27-21	Cullowhee, N.C.
1989	Tie	22-22	Columbia, S.C.
1990	CIT	28-10	Cullowhee, N.C.
1991	CIT	38-13	Charleston, S.C.
1992	CIT	36-31	Cullowhee, N.C.
1993	WCU	38-18	Cullowhee, N.C.
1994	WCU	42-38	Charleston, S.C.
1995	WCU	31-14	Cullowhee, N.C.
1996	CIT	28-14	Charleston, S.C.
1997	WCU	45-25	Cullowhee, N.C.
1998	WCU	14-8	Charleston, S.C.
1999	WCU	24-17	Cullowhee, N.C.
2000	CIT	17-10	Charleston, S.C.
2001	WCU	28-25	Cullowhee, N.C.
2002	WCU	37-34	Charleston, S.C.
2003	WCU	28-21	Cullowhee, N.C.
2004	CIT	17-0	Charleston, S.C.
2005	CIT	17-7	Cullowhee, N.C.
2006	CIT	30-27 (OT)	Charleston, S.C.
2007	CIT	37-31	Cullowhee, N.C.
2008	CIT	34-14	Charleston, S.C.
2009	WCU	14-10	Cullowhee, N.C.
2010	WCU	24-13	Charleston, S.C.
2011	CIT	35-7	Cullowhee, N.C.
2012	CIT	45-31	Charleston, S.C.
2013	CIT	28-21	Cullowhee, N.C.
2014	WCU	29-15	Cullowhee, N.C.
2015	CIT	28-10	Charleston, S.C.
2016	CIT	37-14	Cullowhee, N.C.
2017	WCU	31-19	Charleston, S.C.
2018	CIT	38-24	Cullowhee, N.C.
2019	CIT	35-17	Charleston, S.C.
2020-21	WCU	21-14	Cullowhee, N.C.
2021	WCU	45-31	Charleston, S.C.
2022	CIT	34-21	Cullowhee, N.C.

### Furman 36, Western Carolina 13, 2 ties

**At FUR:** FUR leads 19-6-1  
**At WCU:** FUR leads 17-7-1  
**Clay Hendrix vs. WCU:** 6-1  
**Kerwin Bell vs. FUR:** 1-2  
**Last FUR win:** 29-17 in 2023  
**Last WCU win:** 43-42 in 2021  
**Longest FUR streak:** 8 (2006-13)  
**Longest WCU streak:** 3 (1992-94)  
**Last 10 meetings:** FUR leads 7-3  
**Current streak:** FUR has won two  
**Largest FUR win:** 34-0 in 1975  
**Largest WCU win:** 48-10 in 2015

Year	Winner	Score	Site
1971	FUR	21-14	Greenville, S.C.
1972	WCU	20-15	Cullowhee, N.C.
1975	FUR	34-0	Greenville, S.C.
1977	Tie	24-24	Greenville, S.C.
1978	FUR	24-7	Cullowhee, N.C.
1979	FUR	23-14	Greenville, S.C.
1980	FUR	28-14	Cullowhee, N.C.
1981	FUR	31-27	Cullowhee, N.C.
1982	FUR	12-6	Greenville, S.C.
1983	Tie	17-17	Cullowhee, N.C.
1983*	WCU	14-7	Greenville, S.C.
1984	WCU	20-19	Greenville, S.C.
1985	FUR	31-27	Cullowhee, N.C.
1986	WCU	19-13	Greenville, S.C.
1987	WCU	20-14	Cullowhee, N.C.
1988	FUR	31-0	Greenville, S.C.
1989	FUR	17-3	Cullowhee, N.C.
1990	FUR	42-9	Greenville, S.C.
1991	FUR	42-14	Cullowhee, N.C.
1992	WCU	29-27	Greenville, S.C.
1993	WCU	23-20	Cullowhee, N.C.
1994	WCU	35-24	Greenville, S.C.
1995	FUR	31-21	Cullowhee, N.C.
1996	FUR	45-30	Greenville, S.C.
1997	WCU	17-16	Cullowhee, N.C.
1998	FUR	31-7	Greenville, S.C.
1999	FUR	27-19	Cullowhee, N.C.
2000	FUR	38-14	Greenville, S.C.
2001	FUR	31-13	Cullowhee, N.C.
2002	FUR	24-23	Greenville, S.C.
2003	FUR	19-13	Cullowhee, N.C.
2004	FUR	31-10	Greenville, S.C.
2005	WCU	41-21	Cullowhee, N.C.
2006	FUR	42-7	Greenville, S.C.
2007	FUR	52-21	Cullowhee, N.C.
2008	FUR	28-21	Greenville, S.C.

2009	FUR	33-14	Cullowhee, N.C.
2010	FUR	31-17	Greenville, S.C.
2011	FUR	47-21	Cullowhee, N.C.
2012	FUR	45-24	Greenville, S.C.
2013	FUR	32-20	Cullowhee, N.C.
2014	WCU	35-17	Greenville, S.C.
2015	WCU	48-10	Cullowhee, N.C.
2016	FUR	49-21	Greenville, S.C.
2017	FUR	28-6	Cullowhee, N.C.
2018	FUR	44-38	Greenville, S.C.
2019	FUR	28-7	Cullowhee, N.C.
2020-21	FUR	35-17	Greenville, S.C.
2021	WCU	43-42	Cullowhee, N.C.
2022	FUR	47-40	Greenville, S.C.
2023	FUR	29-17	Cullowhee, N.C.

\*NCAA Playoffs

### Mercer 8, Western Carolina 2

**At MER:** MER leads 4-1  
**At WCU:** MER leads 4-1  
**Mike Jacobs vs. WCU:** N/A  
**Kerwin Bell vs. MER:** 0-4 (0-1 JU, 0-3 WCU)  
**Last MER win:** 45-38 in 2023  
**Last WCU win:** 24-21 in 2015  
**Longest MER streak:** 8 (2016-23)  
**Longest WCU streak:** 2 (2014-15)  
**Last 10 meetings:** MER leads 8-2  
**Current streak:** MER has won eight  
**Largest MER win:** 49-6 in 2022  
**Largest WCU win:** 35-21 in 2014

Year	Winner	Score	Site
2014	WCU	35-21	Macon, Ga.
2015	WCU	24-21	Cullowhee, N.C.
2016	MER	38-24	Macon, Ga.
2017	MER	35-33	Cullowhee, N.C.
2018	MER	59-46	Macon, Ga.
2019	MER	49-27	Cullowhee, N.C.
2020-21	MER	45-28	Macon, Ga.
2021	MER	34-24	Cullowhee, N.C.
2022	MER	49-6	Macon, Ga.
2023	MER	45-38	Cullowhee, N.C.

### Chattanooga 30, Western Carolina 19

**At UTC:** UTC leads 17-9  
**At WCU:** UTC leads 13-10

**Rusty Wright vs. WCU:** 2-2  
**Kerwin Bell vs. UTC:** 2-1  
**Last UTC win:** 45-17 in 2021  
**Last WCU win:** 52-50 in 2023  
**Longest UTC streak:** 8 (2009-16)  
**Longest WCU streak:** 4 (1991-94)  
**Last 10 meetings:** UTC leads 7-3  
**Current streak:** WCU has won two  
**Largest UTC win:** 51-0 in 2014  
**Largest WCU win:** 53-15 in 1994; 45-7 in 2017

Year	Winner	Score	Site
1973	WCU	14-0	Cullowhee, N.C.
1975	UTC	27-6	Chattanooga, Tenn.
1976	UTC	28-14	Cullowhee, N.C.
1977	UTC	21-10	Cullowhee, N.C.
1978	WCU	31-21	Chattanooga, Tenn.
1979	UTC	42-35	Cullowhee, N.C.
1980	UTC	39-14	Chattanooga, Tenn.
1981	WCU	24-10	Cullowhee, N.C.
1982	WCU	20-0	Cullowhee, N.C.
1983	WCU	25-15	Cullowhee, N.C.
1984	UTC	10-6	Chattanooga, Tenn.
1985	UTC	23-3	Cullowhee, N.C.
1986	UTC	34-7	Chattanooga, Tenn.
1987	UTC	13-11	Cullowhee, N.C.
1988	UTC	19-14	Chattanooga, Tenn.
1989	WCU	26-20	Cullowhee, N.C.
1990	UTC	23-21	Chattanooga, Tenn.
1991	WCU	27-24	Cullowhee, N.C.
1992	WCU	44-13	Chattanooga, Tenn.
1993	WCU	41-10	Chattanooga, Tenn.
1994	WCU	53-15	Cullowhee, N.C.
1995	UTC	35-14	Chattanooga, Tenn.
1996	UTC	20-6	Cullowhee, N.C.
1997	UTC	24-21	Chattanooga, Tenn.
1998	WCU	24-21	Cullowhee, N.C.
1999	UTC	56-28	Chattanooga, Tenn.
2000	WCU	41-36	Cullowhee, N.C.
2001	WCU	21-3	Chattanooga, Tenn.
2002	WCU	45-28	Cullowhee, N.C.
2003	UTC	38-0	Chattanooga, Tenn.
2004	UTC	27-24	Cullowhee, N.C.
2005	WCU	38-20	Chattanooga, Tenn.
2006	UTC	20-17 (OT)	Cullowhee, N.C.
2007	UTC	39-21	Chattanooga, Tenn.



**WESTERN CAROLINA LINEBACKER ANTOINE WILLIAMS**





# WESTERN CAROLINA

## WESTERN CAROLINA VS. 2024 OPPONENTS

2008	WCU	27-7	Cullowhee, N.C.
2009	UTC	24-20	Chattanooga, Tenn.
2010	UTC	27-21	Cullowhee, N.C.
2011	UTC	51-7	Chattanooga, Tenn.
2012	UTC	45-24	Cullowhee, N.C.
2013	UTC	42-21	Chattanooga, Tenn.
2014	UTC	51-0	Cullowhee, N.C.
2015	UTC	41-13	Chattanooga, Tenn.
2016	UTC	38-25	Cullowhee, N.C.
2017	WCU	45-7	Chattanooga, Tenn.
2018	UTC	26-6	Cullowhee, N.C.
2019	UTC	60-36	Chattanooga, Tenn.
2021	UTC	45-17	Chattanooga, Tenn.
2022	WCU	32-29	Cullowhee, N.C.
2023	WCU	52-50	Chattanooga, Tenn.

### Western Carolina 27, ETSU 25, 1 tie

At ETSU: WCU leads 14-12-1

At WCU: WCU leads 14-11

At neutral sites: ETSU leads 1-0

Trey Lamb vs. WCU: N/A

Kerwin Bell vs. ETSU: 2-1

Last ETSU win: 56-35 in 2021

Last WCU win: 58-7 in 2023

Longest ETSU streak: 6 (1932-37)

Longest WCU streak: 7 (1982-88)

Last 10 meetings: Series tied 5-5

Current streak: WCU has won two

Largest ETSU win: 49-10 in 1996

Largest WCU win: 58-7 in 2023

Year	Winner	Score	Site
1932	ETSU	26-0	Cullowhee, N.C.
1933	ETSU	26-0	Johnson City, Tenn.
1934	ETSU	6-2	Cullowhee, N.C.
1935	ETSU	13-0	Johnson City, Tenn.
1936	ETSU	2-0	Johnson City, Tenn.
1937	ETSU	12-0	Johnson City, Tenn.
1948	WCU	32-12	Cullowhee, N.C.
1949	WCU	14-0	Johnson City, Tenn.
1950	WCU	13-6	Cullowhee, N.C.
1951	WCU	7-6	Johnson City, Tenn.
1952	ETSU	13-7	Cullowhee, N.C.
1953	ETSU	33-7	Johnson City, Tenn.
1954	ETSU	21-14	Cullowhee, N.C.
1955	Tie	7-7	Johnson City, Tenn.
1956	ETSU	7-6	Cullowhee, N.C.
1957	ETSU	7-6	Johnson City, Tenn.
1975	ETSU	29-8	Cullowhee, N.C.
1976	WCU	14-0	Johnson City, Tenn.
1977	WCU	35-0	Cullowhee, N.C.
1978	WCU	21-14	Johnson City, Tenn.
1979	WCU	13-9	Cullowhee, N.C.
1980	WCU	20-17	Johnson City, Tenn.
1981	ETSU	34-23	Cullowhee, N.C.
1982	WCU	27-25	Johnson City, Tenn.
1983	WCU	17-16	Cullowhee, N.C.
1984	WCU	31-17	Johnson City, Tenn.
1985	WCU	13-3	Cullowhee, N.C.
1986	WCU	43-16	Cullowhee, N.C.
1987	WCU	37-20	Johnson City, Tenn.
1988	WCU	33-23	Cullowhee, N.C.
1989	ETSU	30-11	Johnson City, Tenn.
1990	WCU	21-17	Cullowhee, N.C.
1991	WCU	29-15	Johnson City, Tenn.
1992	ETSU	41-12	Cullowhee, N.C.
1993	WCU	25-24	Johnson City, Tenn.
1994	ETSU	34-31	Cullowhee, N.C.
1995	ETSU	36-10	Johnson City, Tenn.
1996	ETSU	49-10	Cullowhee, N.C.
1997	ETSU	28-18	Johnson City, Tenn.
1998	WCU	31-24 (OT)	Cullowhee, N.C.
1999	ETSU	38-10	Johnson City, Tenn.
2000	WCU	39-27	Cullowhee, N.C.
2001	WCU	20-6	Johnson City, Tenn.
2002	ETSU	27-7	Cullowhee, N.C.
2003	WCU	28-21	Johnson City, Tenn.
2016	ETSU	34-31	Bristol, Tenn.
2017	WCU	49-10	Cullowhee, N.C.
2018	ETSU	45-43 (3OT)	Johnson City, Tenn.
2019	WCU	23-20 (OT)	Cullowhee, N.C.
2020-21	ETSU	24-17	Johnson City, Tenn.
2021	ETSU	56-35	Cullowhee, N.C.
2022	WCU	20-17	Johnson City, Tenn.
2023	WCU	58-7	Cullowhee, N.C.

### Western Carolina 25, VMI 5

At VMI: WCU leads 11-4

At WCU: WCU leads 14-1

Danny Rocco vs. WCU: 3-0 (2-0 at LU, 1-0 at VMI)

Kerwin Bell vs. VMI: 2-1

Last VMI win: 27-24 in 2023

Last WCU win: 38-17 in 2022

Longest VMI streak: 1 (five times)

Longest WCU streak: 17 (1992-19)

Last 10 meetings: WCU leads 8-2

Current streak: VMI has won one

Largest VMI win: 30-7 in 2020-21

Largest WCU win: 40-2 in 1999

Year	Winner	Score	Site
1978	WCU	41-12	Lexington, Va.
1980	WCU	16-14	Cullowhee, N.C.
1981	VMI	21-14	Lexington, Va.
1984	WCU	22-16	Lexington, Va.
1985	WCU	35-30	Cullowhee, N.C.
1986	WCU	34-0	Cullowhee, N.C.
1988	VMI	24-20	Lexington, Va.
1990	WCU	28-20	Cullowhee, N.C.
1991	VMI	27-25	Lexington, Va.
1992	WCU	28-25	Cullowhee, N.C.
1993	WCU	38-14	Cullowhee, N.C.
1994	WCU	33-7	Lexington, Va.
1995	WCU	31-14	Cullowhee, N.C.
1996	WCU	28-14	Lexington, Va.
1997	WCU	24-0	Cullowhee, N.C.
1998	WCU	39-17	Lexington, Va.
1999	WCU	40-2	Cullowhee, N.C.
2000	WCU	41-31	Lexington, Va.
2001	WCU	44-17	Cullowhee, N.C.
2002	WCU	35-23	Lexington, Va.
2014	WCU	42-27	Cullowhee, N.C.
2015	WCU	24-20	Lexington, Va.
2016	WCU	32-29	Cullowhee, N.C.
2017	WCU	26-7	Lexington, Va.
2018	WCU	52-50	Cullowhee, N.C.
2019	WCU	43-35	Lexington, Va.
2020-21	VMI	30-7	Cullowhee, N.C.
2021	WCU	52-24	Lexington, Va.
2022	WCU	38-17	Cullowhee, N.C.
2023	VMI	27-24	Lexington, Va.

### Samford 17, Western Carolina 4

At SAM: SAM leads 10-1

At WCU: SAM leads 7-3

Chris Hatcher vs. WCU: 9-3 (3-0 GSU, 6-3 SAM)

Kerwin Bell vs. SAM: 1-3 (0-1 JU, 1-2 WCU)

Last SAM win: 35-12 in 2022

Last WCU win: 30-7 in 2023

Longest SAM streak: 11 (1991-14)

Longest WCU streak: 1 (1969; 2015; 2017; 2023)

Last 10 meetings: SAM leads 7-3

Current streak: WCU has won one

Largest SAM win: 62-23 in 2013

Largest WCU win: 47-13 in 1969

Year	Winner	Score	Site
1969	WCU	47-13	Birmingham, Ala.
1991	SAM	16-3	Cullowhee, N.C.
1992	SAM	30-6	Birmingham, Ala.
1997	SAM	19-0	Birmingham, Ala.
1999	SAM	35-32 (OT)	Cullowhee, N.C.
2008	SAM	21-6	Cullowhee, N.C.
2009	SAM	16-3	Birmingham, Ala.
2010	SAM	38-7	Cullowhee, N.C.
2011	SAM	52-24	Birmingham, Ala.
2012	SAM	25-21	Cullowhee, N.C.
2013	SAM	62-23	Birmingham, Ala.
2014	SAM	34-20	Birmingham, Ala.
2015	WCU	56-36	Cullowhee, N.C.
2016	SAM	30-17	Birmingham, Ala.
2017	WCU	38-34	Cullowhee, N.C.
2018	SAM	66-28	Birmingham, Ala.
2019	SAM	31-13	Cullowhee, N.C.
2020-21	SAM	55-27	Birmingham, Ala.
2021	SAM	42-37	Cullowhee, N.C.
2022	SAM	35-12	Birmingham, Ala.
2023	WCU	30-7	Cullowhee, N.C.



WESTERN CAROLINA PUNTER STEPHEN BRANTLEY

#SoConFB



## WESTERN CAROLINA YEAR-BY-YEAR

Year	Overall	SoCon	Place	Coach
1931	4 4 0			C.C. Poindexter
1932	2 9 0			C.C. Poindexter
1933	1 6 2			C.C. Poindexter
1934	3 7 0			C.C. Poindexter
1935	1 10 0			Ralph James
1936	2 7 0			Ralph James
1937	1 6 2			Ralph James
1938	0 7 1			Ralph James
1939	1 6 1			James Whatley
1940	2 4 0			James Whatley
1941	3 5 0			James Whatley
1942-44	No team			
1945	1 3 0			Marion McDonald
1946	6 3 1			Tom Young
1947	3 5 1			Tom Young
1948	7 3 0			Tom Young
1949	8 3 0			Tom Young
1950	3 6 0			Tom Young
1951	3 6 0			Tom Young
1952	2 8 0			Tom Young
1953	1 9 0			Tom Young
1954	4 5 1			Tom Young
1955	2 7 1			Tom Young
1956	1 9 0			Tom Young
1957	2 5 1			Dan Robinson
1958	1 8 1			Dan Robinson
1959	7 2 1			Dan Robinson
1960	6 5 0			Dan Robinson
1961	4 6 0			Dan Robinson
1962	3 5 1			Dan Robinson
1963	2 6 1			Dan Robinson
1964	5 4 0			Dan Robinson
1965	7 2 0			Dan Robinson
1966	5 5 0			Dan Robinson
1967	4 5 1			Dan Robinson
1968	4 5 0			Dan Robinson
1969	9 1 0			Bob Waters
1970	6 3 0			Bob Waters
1971	4 6 0			Bob Waters
1972	7 2 1			Bob Waters
1973	6 3 1			Bob Waters
1974	9 2 0			Bob Waters
1975	3 7 0			Bob Waters
1976	6 4 0			Bob Waters
1977	6 4 1	2 2 0	5th	Bob Waters
1978	6 5 0	4 2 0	t-3rd	Bob Waters
1979	6 5 0	2 4 0	7th	Bob Waters
1980	3 7 1	2 4 0	5th	Bob Waters
1981	4 7 0	3 4 0	6th	Bob Waters
1982	6 5 0	4 2 0	3rd	Bob Waters
1983	11 3 1	5 0 0	2nd	Bob Waters
1984	8 3 0	5 2 0	2nd	Bob Waters
1985	4 6 1	2 4 1	t-5th	Bob Waters
1986	6 5 0	5 2 0	2nd	Bob Waters
1987	4 7 0	2 4 0	t-5th	Bob Waters
1988	2 9 0	1 6 0	t-7th	Bob Waters
1989	3 7 1	2 4 0	t-5th	Dale Strahm
1990	3 8 0	2 5 0	6th	Steve Hodgkin
1991	2 9 0	2 5 0	t-6th	Steve Hodgkin
1992	7 4 0	5 2 0	t-2nd	Steve Hodgkin
1993	6 5 0	5 3 0	3rd	Steve Hodgkin
1994	6 5 0	5 3 0	t-3rd	Steve Hodgkin
1995	3 7 0	2 6 0	t-7th	Steve Hodgkin
1996	4 7 0	1 7 0	9th	Steve Hodgkin
1997	3 8 0	3 5 0	7th	Bill Bleil
1998	6 5 0	5 3 0	3rd	Bill Bleil
1999	3 8 0	2 6 0	7th	Bill Bleil
2000	4 7 0	3 5 0	7th	Bill Bleil
2001	7 4 0	5 3 0	4th	Bill Bleil
2002	5 6 0	3 5 0	t-5th	Kent Briggs
2003	5 7 0	3 5 0	t-6th	Kent Briggs
2004	4 7 0	2 5 0	t-5th	Kent Briggs
2005	5 4 0	4 3 0	4th	Kent Briggs


Year	Overall	SoCon	Place	Coach
2006	2 9 0	0 7 0	8th	Kent Briggs
2007	1 10 0	0 7 0	8th	Kent Briggs
2008	3 9 0	1 7 0	8th	Dennis Wagner
2009	2 9 0	1 7 0	9th	Dennis Wagner
2010	2 9 0	1 7 0	t-8th	Dennis Wagner
2011	1 10 0	0 8 0	9th	Dennis Wagner
2012	1 10 0	0 8 0	9th	Mark Speir
2013	2 10 0	1 7 0	t-8th	Mark Speir
2014	7 5 0	5 2 0	t-2nd	Mark Speir
2015	7 4 0	5 2 0	3rd	Mark Speir
2016	2 9 0	1 7 0	t-8th	Mark Speir
2017	7 5 0	5 3 0	4th	Mark Speir
2018	3 8 0	1 7 0	8th	Mark Speir
2019	3 9 0	2 6 0	8th	Mark Speir
2020-21	1 8 0	1 5 0	9th	Mark Speir
2021	4 7 0	4 4 0	t-4th	Kerwin Bell
2022	6 5 0	4 4 0	5th	Kerwin Bell
2023	7 4 0	5 3 0	4th	Kerwin Bell
<b>Total</b>	<b>363-538-23</b>	<b>128-212-1</b>		

## ALL-TIME WCU COACHES

Coach	Seasons	Years	W	L	T	Pct.
C.C. Poindexter	1931-34	4	10	26	2	.289
Ralph James	1935-38	4	4	30	3	.149
James Whatley	1939-41	3	6	15	1	.295
Marion McDonald	1945	1	1	3	0	.250
Tom Young	1946-55	10	39	55	4	.418
Dan Robinson	1956-68	13	51	67	6	.435
Bob Waters	1969-88	20	116	94	6	.551
Dale Strahm	1989	1	3	7	1	.318
Steve Hodgkin	1990-96	7	31	45	0	.408
Bill Bleil	1997-01	5	23	32	0	.418
Kent Briggs	2002-07	6	22	43	0	.338
Dennis Wagner	2008-11	4	8	37	0	.178
Mark Speir	2012-21	9	33	68	0	.327
Kerwin Bell	2021-present	3	17	16	0	.515



**WESTERN CAROLINA COACH KERWIN BELL**



**E.J. WHITMIRE STADIUM (13,742)**





# WOFFORD

## SHAWN WATSON HEAD COACH

**Alma mater (year):**..... Southern Illinois (1982)  
**Hometown:**..... Carbondale, Ill.  
**Career record (years):**..... 16-34 (5)  
**School record (years):**..... 5-12 (2)  
**SoCon record (years):**..... 5-9 (2)  
**FCS Playoff appearances:**..... 0



## WATSON'S YEAR-BY-YEAR RECORD

Year	School	SoCon	Overall
1994	Southern Illinois		1-10
1995	Southern Illinois		5-6
1996	Southern Illinois		5-6
2022*	Wofford	3-3 (t-6th)	3-3
2023	Wofford	2-6 (t-7th)	2-9
<b>Southern Illinois (3)</b>			<b>11-22 (.333)</b>
<b>Wofford (1)</b>			<b>5-12 (.294)</b>
<b>Career (4)</b>			<b>16-34 (.320)</b>

\* served as interim head coach for final six games of season

## 2024 COACHING STAFF

Jonathan Saxon..... Co-defensive coordinator/defensive line  
 Andrew Warwick..... Co-defensive coordinator/inside linebackers  
 Michaelee Harris..... Wide receivers  
 Mitch Doolittle..... Inside linebackers/special teams  
 John Beckley..... Safeties  
 Senorise Perry..... Running backs  
 Peter Collins..... Tight ends  
 Devin Watson..... Cornerbacks  
 Corey Woods..... Offensive line

## 2024 ROSTER

No.	Name	Pos.	Ht.	Wt.	Class	Hometown / High School	No.	Name	Pos.	Ht.	Wt.	Class	Hometown / High School
2	Amari Odom	QB	6-5	205	R-Fr.	Inglewood, Calif. / Panther Creek (N.C.)	40	Jon Schaffer	LB	6-2	238	So.	Early Branch, S.C. / Andrew Jackson
2	Maximus Pulley	DB	5-11	195	Jr.	Fort Worth, Texas / Bell / Western Kentucky	41	Jalen Rambert	LB	6-1	240	R-Fr.	Easley, S.C. / Powdersville
3	J.T. Smith, Jr.	RB	5-10	200	So.	Charlotte, N.C. / Hough	42	Caleb Oliver	DL	6-2	230	Fr.	Deltona, Fla. / DeLand
3	Isaiah Wadsworth	DB	6-0	190	5th	Hampton, Ga. / St. Francis	43	Maverick Schippmann	LB	6-0	215	Fr.	Buford, Ga. / Buford
4	John Boyles	LB	6-3	240	5th	Traverse City, Mich. / Episcopal (Va.)	44	Benny Radicia	LB	6-1	220	Sr.	Omaha, Neb. / Omaha Westside / Iowa Western
4	Dylan Djete	WR	6-0	185	Jr.	Levis, Quebec / Clearwater International	45	Blake Shirley	LS	6-0	205	So.	Greer, S.C. / Eastside
5	Kyle Pinnix	WR	6-1	205	Jr.	Reidsville, N.C. / Reidsville	45	Corley Watson IV	LB	6-0	215	Fr.	Summerville, S.C. / Pinewood Prep
5	Jahaad Scales	DB	6-0	194	Jr.	Winston-Salem, N.C. / Old Dominion	46	Whit Blackburn	LB	6-1	205	Fr.	Atlanta, Ga. / Marist
6	Jalen Marshall	LB	6-2	225	Jr.	Hiram, Ga. / South Paulding / Air Force Prep	46	Corey Seay	TE	6-2	240	Jr.	Chesnee, S.C. / Chesnee
6	Rickie Shaw II	WR	6-2	195	So.	Jacksonville, Fla. / Riverside	47	John Jaraczewski	LB	6-0	230	Fr.	Greenville, S.C. / St. Joseph's Catholic
8	Bryce Corriston	QB	6-1	210	5th	Spring, Texas / Klein	47	Sam Spence	K/P	6-0	220	R-Fr.	Florence, S.C. / West Florence
8	Tyson Wilkerson	DB	6-2	200	So.	Homewood, Ill. / Homewood-Flossmoor	48	Trenton Kintigh	DL	6-2	275	R-Fr.	North Port / Venice / Old Dominion
9	Eli Campbell	DB	5-11	185	So.	Sanford, Fla. / Seabreeze	48	John Mazzella	TE	6-0	235	So.	Jacksonville, Fla. / Ponte Vedra
9	Jordan Davis	TE	6-2	235	Sr.	Arlington, Texas / Timberline / Trinity Valley CC	49	Tommy DiLiegro	LS	5-10	215	So.	Charleston, S.C. / Bishop England
10	Ivory Aikens	WR	5-6	145	Fr.	Miami, Fla. / Miami Norland	49	Anderson Smith	LB	6-2	205	Fr.	Knoxville, Tenn. / West
11	Javis Mynatt	DB	6-0	190	So.	Knoxville, Tenn. / Knoxville Catholic	50	Anthony Garcia	OL	6-3	300	5th	Leavenworth, Kansas / Leavenworth
11	Tyler Parker	WR	6-3	200	So.	Tifton, Ga. / Tift County	52	Seth Foster	DL	6-3	285	Jr.	Blackshear, Ga. / Pierce County
12	Ryan Ingram	RB	5-11	215	5th	Stone Mountain, Ga. / Stephenson	52	Ben Marler	OL	6-5	295	Jr.	Okatie, S.C. / May River
12	Isaiah Mananga	LB	6-3	215	Sr.	Clayton, N.C. / Clayton	53	Josh Harris	DL	6-1	250	Jr.	Myrtle Beach, S.C. / Carolina Forest
13	Amir Annoon	DB	6-1	190	Sr.	Nashville, Tenn. / Brentwood Academy	54	Rob Mallard III	LB	6-1	235	R-Fr.	Charleston, S.C. / Rabun Gap-Nacoochee
13	Cam Smith	WR	6-4	200	So.	Dayton, Ohio / Centerville	56	Mitchell McKay	DL	6-3	260	Fr.	Columbia, S.C. / Heathwood Hall
14	Matthew Clayton	LB	6-3	210	Jr.	Gainesville, Fla. / Buchholz	57	J'Von Lindsey	OL	6-0	285	Fr.	Medina, Ohio / Archbishop Hoban
14	Isaiah Scott	WR	5-10	180	Fr.	Miami, Fla. / Miami Norland	57	Aiden Morris	LB	6-0	215	R-Fr.	Davidson, N.C. / Community School of Davidson
15	Samuel Cornett	TE	6-6	245	So.	Woodstock, Ga. / Frederick Douglas (Ky.)	58	Marc Magno	OL	6-4	300	Jr.	Charlotte, N.C. / Providence Day School
16	Jacobi Hatter	QB	5-10	188	R-Fr.	Columbus, Ga. / Carver	60	Luke Moise	OL	6-2	270	Fr.	Miami, Fla. / Miami Central
16	Pauly Seeley V	DB	6-0	195	So.	Alma, Mich. / New Hampstead (Ga.)	61	Nathanael Cole	OL	6-1	280	R-Fr.	Columbia, S.C. / Ben Lippen
17	Eric Handley	QB	6-2	200	Fr.	Birmingham, Ala. / Pleasant Grove	62	Santana Haynes-Goodman	OL	6-5	275	R-Fr.	Durham, N.C. / Hillside
18	CJ Combes	S	6-0	208	Rf.	Bellefonte, Del. / Delaware Military / Tulsa	63	Drake Ross	OL	6-3	282	R-Fr.	Cincinnati, Ohio / Oak Hills
19	Gabriel Harris	DB	6-2	190	Jr.	Sumter, S.C. / Laurence Manning Academy	64	Gavin Major	OL	6-3	265	Fr.	Charlotte, N.C. / Charlotte Christian
19	Brady Hibbard	QB	6-3	200	Fr.	Marshallville, N.C. / Forest Hills	66	Ramon McColough Jr.	DL	6-2	254	Fr.	Daytona Beach, Fla. / Mainland
20	Damien Curtis	DB	5-11	185	Sr.	Gainesville, Fla. / Buchholz	68	Clayton Hixon	OL	6-3	295	So.	Jackson, Ga. / Jackson
20	Isaiah Nell	RB	5-7	175	Fr.	Winter Garden, Fla. / Windermere	69	Andrew Vaught	OL	6-6	280	Jr.	Roanoke, Va. / Roanoke Catholic / Toledo
21	Adonis Garcia	DB	6-2	183	R-Fr.	Woodstock, Ga. / Woodstock	71	Quincy Hughes	OL	6-4	295	Jr.	Cincinnati, Ohio / Princeton
22	David Legette	RB	5-10	185	5th	Myrtle Beach, S.C. / Carolina Forest	72	Julio Del Jesus	OL	6-4	300	Jr.	Kissimmee, Fla. / Tohopekaliga
23	R.J. Brunson	DB	6-2	190	So.	St. Matthews, S.C. / Calhoun County	73	Briggs Kearse	OL	6-4	300	5th	Blackville, S.C. / Barnwell
24	J'vion Luster	DB	5-10	175	R-Fr.	Columbus, Ga. / Carver	74	Chizara Alegbe	OL	6-4	300	Fr.	Houston, Texas / Alief Taylor
24	Ryan Stephens	RB	6-0	230	So.	Lawrenceville, Ga. / Collins Hill	75	Ben Holmes	OL	6-7	300	R-Fr.	Columbia, S.C. / A.C. Flora
25	Jaden Fowler	WR	6-2	200	Fr.	McDonough, Ga. / Colquitt	76	Jonathan Welsh	OL	6-3	285	Fr.	Easley, S.C. / Easley
25	Will White	DB	6-1	190	R-Fr.	Pauline, S.C. / Dorman	77	Mason Howard	OL	6-7	300	So.	Mosley, Va. / Cosby / Old Dominion
26	Tommy Miller	DB	6-0	195	So.	Matthews, N.C. / Metrolina Christian	80	Jack Purdy	WR	6-4	210	R-Fr.	Columbia, S.C. / A.C. Flora
27	Darius Malcolm Jr.	DB	5-9	170	Fr.	Atlanta, Ga. / North Atlanta	81	Kyle Watkins	WR	6-0	175	Sr.	Myrtle Beach, S.C. / Carolina Forest
28	Kyle Parsons	RB	6-0	205	Jr.	Weddington, N.C. / Weddington	82	Ryan Peacock	WR	5-10	185	R-Fr.	Mooresville, N.C. / IMG Academy
29	Bra'Lyan Smith-Sapp	LB	6-3	220	So.	Myrtle Beach, S.C. / Saint James	83	DJ Tyler	WR	6-3	203	R-Fr.	Columbia, S.C. / Blythewood / Gardner-Webb
30	Isaiah Heathcock	TE	6-5	210	Fr.	Washington Court House, Ohio / Washington	84	Tyler Cross	TE	6-3	230	Fr.	Orlando, Fla. / Olympia
30	Elijah Washington	LB	6-0	210	Fr.	Kennesaw, Ga. / Kell	85	Gavin Batt	WR	6-3	200	R-Fr.	Clemson, S.C. / Daniel
31	Nick Morgan	LB	6-2	215	Jr.	Easley, S.C. / Wren	86	Grayson Gregg	WR	6-1	190	R-Fr.	Charleston, S.C. / Academic Magnet
32	Devery Cagle	K	6-1	195	So.	Greenville, S.C. / Eastside	87	Carlos Anaya	TE	6-6	237	So.	Barstow, Calif. / Riverside Prep / Victor Valley
33	Charles Byrd	WR	6-0	205	Fr.	Mt. Pleasant, S.C. / Lucy Beckham	88	Cooper Stark	WR	5-9	177	Fr.	Bradenton, Fla. / Bradenton Christian
33	Javario Tinch	LB	6-4	180	R-Fr.	Calhoun Falls, S.C. / Abbeville	89	Jacob Ritchie	TE	6-4	240	Sr.	St. Johns, Fla. / Creekside
34	Kaden Brown	RB	5-9	212	Fr.	Lutz, Fla. / Christ School (N.C.)	90	O'Marion Brown	DL	6-3	295	R-Fr.	Woodbury, Ga. / Manchester
34	David Powers	LB	6-1	225	Sr.	El Paso, Texas / Franklin / Cisco Junior College	91	Marion Smokes	DL	6-1	250	Fr.	DeLand, Fla. / DeLand
35	Isaac Schimpf	RB	5-10	205	Fr.	Mt. Pleasant, S.C. / IMG Academy	92	Tyler Boyce	DL	6-0	280	R-Fr.	Shelby, N.C. / Shelby
35	Franklin Smith	LB	6-4	230	Jr.	Knoxville, Tenn. / West / Wagner	93	Brandon Maina	DL	6-0	275	Sr.	Hiram, Ga. / Hiram
36	Cavan Craig	K/P	5-11	195	Fr.	Charleston, S.C. / Bishop England	94	Cooper Horton	DL	6-4	245	Fr.	Columbia, S.C. / Heathwood Hall
36	Hray Newton	TE	6-5	215	Fr.	Waynesboro, Ga. / Burke County	95	Anthonie Lattany	DL	6-5	310	5th	Nahunta, Ga. / Brantley County
37	Mark Arthur	DB	6-1	190	Fr.	Waxhaw, N.C. / Marvin Ridge	96	John Luke Taylor	DL	5-10	255	R-Fr.	Pinehurst, N.C. / Pinecrest
37	Josiah Stevens	RB	5-8	170	R-Fr.	Durham, N.C. / Charles E. Jordan	97	John King	DL	6-2	230	Fr.	Ponte Vedra, Fla. / Ponte Vedra
38	Bridger Jones	K	5-10	193	Jr.	Columbus, Ga. / Columbus	99	Marcus Dees	DL	6-0	275	Sr.	Montgomery, Ala. / Montgomery Catholic
39	Perrin Ketchin	DB	6-0	185	Fr.	Mt. Pleasant, S.C. / Lucy Beckham		Marcus Gatling	LB	5-11	215	Sr.	Havelock, N.C. / Havelock
40	Seabrook Kellett	LS	5-10	215	Fr.	Mt. Pleasant, S.C. / Lucy Beckham		Gavin Taylor	OL	6-2	270	Jr.	West Columbia, S.C. / Brookland-Cayce

#SoConFB



## 2024 SCHEDULE

Aug. 29 (7 p.m.)  
at Gardner-Webb



Oct. 19 (1:30 p.m.)  
at Chattanooga\*



Sept. 7 (3:30 p.m.)  
at Richmond



Oct. 26 (2 p.m.)  
ETSU\*



Sept. 14 (6 p.m.)  
William & Mary



Nov. 2 (TBA)  
at Samford\*



Sept. 28 (1:30 p.m.)  
Mercer\*



Nov. 9 (TBA)  
at Furman\*



Oct. 5 (2:30 p.m.)  
at Western Carolina\*



Nov. 16 (12:30 p.m.)  
The Citadel\*



Oct. 12 (1:30 p.m.)  
VMI\*



Nov. 23 (4 p.m.)  
at South Carolina\*



\* Southern Conference game

## WOFFORD TERRIERS

### Basic information

Location: ..... Spartanburg, S.C.  
Founded: ..... 1854  
Enrollment: ..... 1,800  
Nickname: ..... Terriers  
Colors: ..... Old Gold and Black  
President: ..... Dr. Nayef H. Samhat  
Director of athletics: ..... Richard Johnson  
Stadium: ..... Gibbs Stadium  
Capacity: ..... 13,000

### Media relations

Football contact: ..... Brent Williamson  
Email: ..... williamsondb@wofford.edu  
Office: ..... 864-597-4093  
Cell: ..... 864-809-8900  
Press box phone: ..... 864-597-4487  
Website: ..... WoffordTerriers.com

### Team information

2023 record: ..... 2-9  
SoCon record: ..... 2-6 (t-7th)  
Home: ..... 1-4  
Away: ..... 1-5  
Lettermen returning/lost: ..... 49/18  
Off. starters returning/lost: ..... 7/4  
Def. starters returning/lost: ..... 7/4  
Specialists returning/lost: ..... 2/1  
Basic offense: ..... Pro Spread  
Basic defense: ..... Multiple 3-4



Brent Williamson  
Football SID

### SoCon titles (7)

2003, 2007, 2010, 2012, 2017, 2018, 2019

### FCS Playoff appearances (10)

2003, 2007, 2008, 2010, 2011, 2012, 2016, 2017, 2018, 2019



**WOFFORD DEFENSIVE BACK MAXI-MUS PULLEY**



**WOFFORD LINEBACKER DAVID POWERS**





# WOFFORD



## 2023 TEAM STATISTICS

TEAM STATISTICS	WOF	OPP
SCORING	152	278
Points Per Game	13.8	25.3
FIRST DOWNS	145	221
Rushing	65	102
Passing	60	98
Penalty	20	21
RUSHING YARDAGE	1364	1807
Yards gained rushing	1677	1984
Yards lost rushing	313	177
Rushing Attempts	370	422
Average Per Rush	3.7	4.3
Average Per Game	124.0	164.3
TDs Rushing	10	17
PASSING YARDAGE	1368	2090
Comp-Att-Int	138-253-7	185-323-9
Average Per Pass	5.4	6.5
Average Per Catch	9.9	11.3
Average Per Game	124.4	190.0
TDs Passing	5	11
TOTAL OFFENSE	2732	3897
Total Plays	623	745
Average Per Play	4.4	5.2
Average Per Game	248.4	354.3
KICK RETURNS: #-Yards	32-619	20-419
PUNT RETURNS: #-Yards	11-54	12-61
INT RETURNS: #-Yards	9-7	7-129
KICK RETURN AVERAGE	19.3	21.0
PUNT RETURN AVERAGE	4.9	5.1
INT RETURN AVERAGE	0.8	18.4
FUMBLES-LOST	14-8	15-7
PENALTIES-Yards	81-663	60-482
Average Per Game	60.3	43.8
PUNTS-Yards	65-2552	47-1915
Average Per Punt	39.3	40.7
Net punt average	37.1	37.9
TIME OF POSSESSION/Game	27:49	32:11
3RD-DOWN Conversions	35/137	63/153
3rd-Down Pct	26%	41%
4TH-DOWN Conversions	8/14	8/13
4th-Down Pct	57%	62%
SACKS BY-Yards	17-100	30-202
MISC YARDS	0	0
TOUCHDOWNS SCORED	16	31
FIELD GOALS-ATTEMPTS	13-17	20-25
ON-SIDE KICKS	1-1	0-0
RED-ZONE SCORES	(16-20) 80%	(38-45) 84%
RED-ZONE TOUCHDOWNS	(9-20) 45%	(22-45) 49%
PAT-ATTEMPTS	(13-14) 93%	(30-30) 100%
ATTENDANCE	20095	82127
Games/Avg Per Game	5/4019	6/13688
Neutral Site Games		0/0

### SCORE BY QUARTERS

	1st	2nd	3rd	4th	Total
Wofford	32	40	33	47	152
Opponents	55	111	44	68	278

## 2023 INDIVIDUAL STATISTICS

RUSHING	GP	Att	Gain	Loss	Net	Avg	TD	Long	Avg/G
Ryan Ingram	10	156	861	24	837	5.4	6	83	83.7
J.T. Smith	9	67	288	14	274	4.1	1	43	30.4
David Legette	9	33	127	3	124	3.8	1	17	13.8
Kyle Parsons	7	27	96	6	90	3.3	1	16	12.9
Bryc Corrison	3	20	128	74	54	2.7	1	70	18.0
Brys Dickerson	10	0	14	0	14	0.0	0	0	1.4
Ryan Stephens	3	3	9	0	9	3.0	0	8	3.0
Alec Holt	11	1	5	0	5	5.0	0	5	0.5
Cade Rice	1	1	4	0	4	4.0	0	4	4.0
Bryce Corrison	3	8	19	18	1	0.1	0	7	0.3
Pauly Seeley	7	37	112	112	0	0.0	0	19	0.0
TEAM	11	8	0	19	-19	-2.4	0	0	-1.7
Total.....	11	370	1677	313	1364	3.7	10	83	124.0
Opponents.....	11	422	1984	177	1807	4.3	17	56	164.3

PASSING	GP	Effic	Comp-Att-Int	Pct	Yards	TD	Long	Avg/G
Pauly Seeley	7	100.20	92-166-6	55.4	910	3	56	130.0
Bryc Corrison	3	101.30	26-47-0	55.3	218	1	75	72.7
Bryce Corrison	3	133.66	11-20-0	55.0	148	1	36	49.3
Odom,Amari	1	81.82	9-18-1	50.0	92	0	28	92.0
TEAM	11	0.00	0-1-0	0.0	0	0	0	0.0
Atkins Roberts	11	0.00	0-1-0	0.0	0	0	0	0.0
Total.....	11	100.95	138-253-7	54.5	1368	5	75	124.4
Opponents.....	11	117.29	185-323-9	57.3	2090	11	66	190.0

RECEIVING	G	No.	Yds	Avg	TD	Lg	Avg/G
Alec Holt	11	21	206	9.8	1	56	18.7
Kyle Pinnix	8	12	161	13.4	0	46	20.1
Dylan Djete	9	12	132	11.0	1	36	14.7
Devin Mathews	9	12	111	9.2	0	17	12.3
Rickie Shaw II	11	12	108	9.0	0	22	9.8
David Legette	9	11	91	8.3	0	30	10.1
Jordan Davis	11	9	137	15.2	1	35	12.5
Kyle Watkins	5	9	68	7.6	0	12	13.6
J.T. Smith	9	9	24	2.7	0	11	2.7
Tyler Parker	6	8	158	19.8	1	75	26.3
Brys Dickerson	10	6	53	8.8	0	21	5.3
Dillon Droze	10	6	47	7.8	1	16	4.7
Cam Smith	6	4	55	13.8	0	20	9.2
Ryan Ingram	10	4	11	2.8	0	10	1.1
Kyle Parsons	7	3	10	3.3	0	7	1.4
Pauly Seeley	7	0	1	0.0	0	0	0.1
Total.....	11	138	1373	9.9	5	75	124.8
Opponents.....	11	185	2090	11.3	11	66	190.0

SCORING	TD	FGs	Kick	Rush	Rcv	Pass	DXP	Saf	Pts
Bridger Jones	0	13-17	13-14	0-0	0	0-0	0	0	52
Ryan Ingram	6	0-0	0-0	1-1	0	0-0	0	0	38
Jordan Davis	1	0-0	0-0	0-0	1	0-0	0	0	8
Bryc Corrison	1	0-0	0-0	0-0	0	0-0	0	0	6
Maximus Pulley	1	0-0	0-0	0-0	0	0-0	0	0	6
Kyle Parsons	1	0-0	0-0	0-0	0	0-0	0	0	6
Dylan Djete	1	0-0	0-0	0-0	0	0-0	0	0	6
Alec Holt	1	0-0	0-0	0-0	0	0-0	0	0	6
Dillon Droze	1	0-0	0-0	0-0	0	0-0	0	0	6
David Legette	1	0-0	0-0	0-0	0	0-0	0	0	6
Tyler Parker	1	0-0	0-0	0-0	0	0-0	0	0	6
J.T. Smith	1	0-0	0-0	0-0	0	0-0	0	0	6
Bryce Corrison	0	0-0	0-0	0-0	0	1-1	0	0	0
Total.....	16	13-17	13-14	1-1	1	1-1	0	0	152
Opponents.....	31	20-25	30-30	1-1	0	0-0	0	0	278

TOTAL OFFENSE	GP	Plays	Rush	Pass	Total	Avg/G
Pauly Seeley	7	203	0	910	910	130.0
Ryan Ingram	10	156	837	0	837	83.7
J.T. Smith	9	67	274	0	274	30.4
Bryc Corrison	3	67	54	218	272	90.7
Bryce Corrison	3	28	1	148	149	49.7
David Legette	9	33	124	0	124	13.8
Kyle Parsons	7	27	90	0	90	12.9
Odom,Amari	1	25	-21	92	71	71.0
Brys Dickerson	10	0	14	0	14	1.4
Ryan Stephens	3	3	9	0	9	3.0
Alec Holt	11	1	5	0	5	0.5
Cade Rice	1	1	4	0	4	4.0
Rickie Shaw II	11	1	-3	0	-3	-0.3
Kyle Pinnix	8	1	-5	0	-5	-0.6
TEAM	11	9	-19	0	-19	-1.7
Total.....	11	623	1364	1368	2732	248.4
Opponents.....	11	745	1807	2090	3897	354.3

PUNTING	No.	Yds	Avg	Long	TB	FC	I20	50+	Blkd
Atkins Roberts	60	2387	39.8	70	4	21	13	9	0
Devery Cagle	4	165	41.2	46	0	1	0	0	0
TEAM	1	0	0.0	0	0	0	0	0	1
Total.....	65	2552	39.3	70	4	22	13	9	1
Opponents.....	47	1915	40.7	64	4	9	20	8	0

TACKLES	GP	Solo	Ast	Total	TFL/Yds	Sacks/Yds
David Powers	11	47	54	101	5.0-23	3.0-18
Eli Purcell	11	26	41	67	5.5-26	3.0-22
John DiRoberto	11	33	32	65	1.5-3	

ALL PURPOSE	GP	Rush	Rcv	PR	KR	IR	Total	Avg/G
Ryan Ingram	10	837	11	0	0	0	848	84.8
Alec Holt	11	5	206	4	293	0	508	46.2
Kyle Parsons	7	90	10	0	223	0	323	46.1
J.T. Smith	9	274	24	0	0	0	298	33.1
David Legette	9	124	91	0	0	0	215	23.9
Total.....	11	1364	1373	54	619	7	3417	310.6
Opponents.....	11	1807	2090	61	419	129	4506	409.6

FIELD GOALS	Made-Att	Pct	01-19	20-29	30-39	40-49	50-99	Long	Blkd
Bridger Jones	13-17	76.5	1-1	2-2	4-4	6-9	0-1	47	1Bridger Jones

#SoConFB



## 2023 RESULTS (2-9, 2-6 SOCON; T-7TH)

Date	Opponent	W/L	Score	Attendance
Sep 02, 2023	at Pitt	L	7-45	45096
Sep 09, 2023	at William & Mary	L	6-23	8579
Sep 16, 2023	PRESBYTERIAN	L	20-23	3907
*Sep 23, 2023	at VMI	L	14-17	3787
*Sep 30, 2023	CHATTANOOGA	L	13-23	2956
*Oct 07, 2023	SAMFORD	L	10-31	4514
*Oct 14, 2023	at ETSU	L	10-41	5642
*Oct 21, 2023	at Mercer	L	17-31	8711
*Nov 04, 2023	WESTERN CAROLINA	L	25-28	4996
*Nov 11, 2023	at The Citadel	W	11-3	10312
*Nov 18, 2023	FURMAN	W	19-13	3722

\* Southern Conference game

## 2023 TEAM GAME-BY-GAME

Date	Opponent	Rushing				Receiving				Passing				Kick returns				Punt returns				Total off
		No.	Yds	TD	Lg	No.	Yds	TD	Lg	Cmp-Att-Int	Yds	TD	Lg	No	Yds	TD	Lg	No	Yds	TD	Lg	
Sep 02, 2023	at Pitt	19	-1	0	14	12	127	1	75	12-17-0	127	1	75	0	0	0	0	0	0	0	0	126
Sep 09, 2023	at William & Mary	33	103	0	22	8	53	0	20	8-17-0	53	0	20	5	107	0	25	1	12	0	12	156
Sep 16, 2023	PRESBYTERIAN	32	193	2	70	12	122	0	33	12-24-0	117	0	33	4	97	0	37	1	3	0	3	310
Sep 23, 2023	at VMI	35	162	2	83	16	180	0	46	16-22-0	180	0	46	3	12	0	7	1	12	0	12	342
Sep 30, 2023	CHATTANOOGA	39	147	1	16	15	150	0	39	15-30-1	150	0	39	4	104	0	39	0	0	0	0	297
Oct 07, 2023	SAMFORD	28	137	1	31	14	114	0	22	14-33-1	114	0	22	3	69	0	25	2	7	0	8	251
Oct 14, 2023	at ETSU	24	63	0	10	15	114	1	26	15-31-1	114	1	26	4	91	0	39	0	0	0	0	177
Oct 21, 2023	at Mercer	27	54	0	19	19	227	2	56	19-29-2	227	2	56	5	68	0	24	2	10	0	7	281
Nov 04, 2023	WESTERN CAROLINA	47	197	2	31	11	148	1	36	11-20-0	148	1	36	4	71	0	22	1	4	0	4	345
Nov 11, 2023	at The Citadel	46	217	1	43	7	46	0	11	7-12-1	46	0	11	0	0	0	0	2	0	0	0	263
Nov 18, 2023	FURMAN	40	92	1	53	9	92	0	28	9-18-1	92	0	28	0	0	0	0	1	6	0	6	184
Totals		370	1364	10	83	138	1373	5	75	138-253-7	1368	5	75	32	619	0	39	11	54	0	12	2732
Opponent		422	1807	17	56	185	2090	11	66	185-323-9	2090	11	66	20	419	0	38	12	61	0	15	3897

Games played: 11  
 Avg per rush: 3.7  
 Avg per catch: 9.9  
 Pass efficiency: 100.95  
 Kick ret avg: 19.3  
 Punt ret avg: 4.9  
 All purpose avg/game: 310.6  
 Total offense avg/gm: 248.4

Date	Opponent	Tackles				Sacks		Fumble		Pass defense			Blkd Kick	PAT attempts			Saf	Pts	
		Solo	Asst	Total	TFL-Yds	No-Yds	FF	FR-Yds	Int-Yds	QBH	Brk	Att-Mad		Run	Rcv				
Sep 02, 2023	at Pitt	34	56	90	3.0-16	1.0-12	0	0-0	0-0	3	1	0	1-1	0	0	0	0	0	7
Sep 09, 2023	at William & Mary	31	36	67	4.0-28	3.0-22	0	0-0	0-0	2	8	0	0-0	0	0	0	0	0	6
Sep 16, 2023	PRESBYTERIAN	24	45	69	5.0-9	1.0-5	0	0-0	1-3	14	7	1	2-2	0	0	0	0	20	
Sep 23, 2023	at VMI	33	48	81	8.0-24	2.0-11	2	0-0	2-0	1	0	0	2-2	0	0	0	0	14	
Sep 30, 2023	CHATTANOOGA	27	40	67	2.0-7	2.0-7	1	1-0	2-0	2	6	0	1-1	0	0	0	0	13	
Oct 07, 2023	SAMFORD	36	68	104	7.0-16	3.0-9	0	0-0	1-0	2	3	0	1-1	0	0	0	0	10	
Oct 14, 2023	at ETSU	43	18	61	3.0-11	1.0-6	0	0-0	0-0	2	3	0	1-1	0	0	0	0	10	
Oct 21, 2023	at Mercer	42	26	68	5.0-18	2.0-15	1	1-0	0-0	1	2	0	2-2	0	0	0	0	17	
Nov 04, 2023	WESTERN CAROLINA	23	38	61	2.0-6	0.0-0	0	1-0	1-10	3	2	0	2-2	0	1	0	0	25	
Nov 11, 2023	at The Citadel	38	12	50	0.0-0	0.0-0	2	3-0	1-0	0	4	0	0-0	1	0	0	0	11	
Nov 18, 2023	FURMAN	23	38	61	9.0-34	2.0-13	0	1-64	1-0	3	7	0	2-1	0	0	0	0	19	
Totals		354	425	779	48.0-169	17.0-100	6	7-64	9-7	33	43	1	14-13	1	1	0	0	152	
Opponent		331	360	691	66.0-262	29.0-188	10	8-0	7-129	29	32	2	30-30	1	0	0	0	278	

Date	Opponent	Punting				Field goals						Kickoffs						
		No	Yds	Avg	Long	Blkd	TB	FC	50+	I20	Att-Made	Lg	Blkd	No	Yds	Avg	TB	OB
Sep 02, 2023	at Pitt	8	358	44.8	68	0	1	1	3	3	0-0	0	0	2	130	65.0	1	0
Sep 09, 2023	at William & Mary	7	286	40.9	52	0	0	0	1	3	2-2	44	0	3	193	64.3	0	0
Sep 16, 2023	PRESBYTERIAN	5	200	40.0	51	0	0	1	2	0	3-2	36	0	5	288	57.6	3	0
Sep 23, 2023	at VMI	8	310	38.8	55	0	0	3	1	2	0-0	0	0	3	185	61.7	2	0
Sep 30, 2023	CHATTANOOGA	7	262	37.4	46	0	0	3	0	0	2-2	47	0	4	203	50.8	0	0
Oct 07, 2023	SAMFORD	8	304	38.0	70	0	1	4	1	1	2-1	37	1	3	132	44.0	0	0
Oct 14, 2023	at ETSU	5	162	32.4	45	1	0	1	0	0	1-1	47	0	3	170	56.7	2	0
Oct 21, 2023	at Mercer	5	206	41.2	47	0	0	4	0	2	1-1	37	0	3	129	43.0	1	0
Nov 04, 2023	WESTERN CAROLINA	3	115	38.3	40	0	0	2	0	0	2-1	19	0	5	306	61.2	2	0
Nov 11, 2023	at The Citadel	5	177	35.4	43	0	0	2	0	2	2-1	32	0	3	174	58.0	1	0
Nov 18, 2023	FURMAN	4	172	43.0	51	0	2	1	1	0	2-2	46	0	5	312	62.4	1	0
Totals		65	2552	39.3	70	1	4	22	9	13	17-13	47	1	139	2222	57.0	13	0
Opponent		47	1915	40.7	64	0	4	9	8	20	25-20	44	1	162	3549	57.2	19	3





# WOFFORD

## WOFFORD VS. 2024 OPPONENTS

### Wofford 20, Gardner-Webb 8

At GWU: WOF leads 7-5  
 At WOF: WOF leads 12-3  
 Cris Reister vs. WOF: N/A  
 Shawn Watson vs. GWU: 1-0  
 Last GWU win: 43-36 in 2014  
 Last WOF win: 49-10 in 2019  
 Longest GWU streak: 2 (2013-14)  
 Longest WOF streak: 6 (1994-2012)  
 Last 10 meetings: WOF leads 8-2  
 Current streak: WOF has won four  
 Largest GWU win: 36-3 in 1987  
 Largest WOF win: 49-10 in 2019

Year	Winner	Score	Site
1972	WOF	24-7	Spartanburg, S.C.
1973	GWU	35-20	Boiling Springs, N.C.
1974	WOF	14-9	Boiling Springs, N.C.
1975	WOF	30-26	Spartanburg, S.C.
1976	GWU	21-12	Spartanburg, S.C.
1977	WOF	7-6	Boiling Springs, N.C.
1978	GWU	31-24	Spartanburg, S.C.
1979	WOF	61-26	Boiling Springs, N.C.
1980	WOF	49-35	Spartanburg, S.C.
1981	WOF	45-21	Boiling Springs, N.C.
1982	WOF	31-29	Spartanburg, S.C.
1983	GWU	28-7	Boiling Springs, N.C.
1984	WOF	42-19	Spartanburg, S.C.
1985	GWU	28-14	Boiling Springs, N.C.
1986	WOF	32-30	Spartanburg, S.C.
1987	GWU	36-3	Boiling Springs, N.C.
1994	WOF	20-14	Spartanburg, S.C.
2004	WOF	49-17	Spartanburg, S.C.
2005	WOF	56-42	Boiling Springs, N.C.
2006	WOF	34-17	Boiling Springs, N.C.
2007	WOF	52-17	Spartanburg, S.C.
2012	WOF	34-7	Boiling Springs, N.C.
2013	GWU	3-0	Spartanburg, S.C.
2014	GWU	43-36	Boiling Springs, N.C.
2015	WOF	16-0	Spartanburg, S.C.
2017	WOF	27-24	Spartanburg, S.C.
2018	WOF	45-14	Boiling Springs, N.C.
2019	WOF	49-10	Spartanburg, S.C.

### Richmond1, Wofford 0

At UR: N/A  
 At WOF: UR leads 1-0  
 Russ Huesman vs. WOF: N/A  
 Shawn Watson vs. UR: N/A  
 Last UR win: 21-10 in 2007  
 Last WOF win: N/A  
 Longest UR streak: 1 (2007)  
 Longest WOF streak: N/A  
 Last 10 meetings: UR leads 1-0  
 Current streak: UR has won one  
 Largest UR win: 21-10 in 2007  
 Largest WOF win: N/A

Year	Winner	Score	Site
2007	UR	21-10	Spartanburg, S.C.

### William & Mary 3, Wofford 0

At W&M: W&M leads 3-0  
 At WOF: N/A  
 Mike London vs. WOF: 1-0  
 Shawn Watkins vs. W&M: 0-1  
 Last W&M win: 23-6 in 2023  
 Last WOF win: N/A  
 Longest W&M streak: 3 (1930-2023)  
 Longest WOF streak: N/A  
 Last 10 meetings: W&M leads 3-0  
 Current streak: W&M has won three  
 Largest W&M win: 19-0 in 1930  
 Largest WOF win: N/A

Year	Winner	Score	Site
1930	W&M	19-0	Williamsburg, Va.
1988	W&M	30-14	Williamsburg, Va.
2023	W&M	23-6	Williamsburg, Va.

### Mercer 9, Wofford 7

At MER: MER leads 6-3  
 At WOF: WOF leads 4-3  
 Mike Jacobs vs. WOF: N/A  
 Josh Conklin vs. MER: 0-1

### Last MER win: 31-17 in 2023

Last WOF win: 31-14 in 2020-21  
 Longest MER streak: 6 (1915-41)  
 Longest WOF streak: 7 (2014-21)  
 Last 10 meetings: WOF leads 7-3  
 Current streak: MER has won three  
 Largest MER win: 42-7 in 2022  
 Largest WOF win: 41-7 in 2019

Year	Winner	Score	Site
1915	MER	13-6	Macon, Ga.
1924	MER	16-0	Macon, Ga.
1931	MER	25-7	Spartanburg, S.C.
1938	MER	14-0	Macon, Ga.
1939	MER	12-0	Spartanburg, S.C.
1941	MER	20-14	Macon, Ga.
2014	WOF	34-6	Spartanburg, S.C.
2015	WOF	34-33 (OT)	Macon, Ga.
2016	WOF	31-21	Spartanburg, S.C.
2017	WOF	28-27	Macon, Ga.
2018	WOF	42-21	Spartanburg, S.C.
2019	WOF	41-7	Macon, Ga.
2020-21	WOF	31-14	Spartanburg, S.C.
2021	MER	45-14	Macon, Ga.
2022	MER	42-7	Spartanburg, S.C.
2023	MER	31-17	Macon, Ga.

### Wofford 28, Western Carolina 17

At WCU: WOF leads 11-12  
 At WOF: WOF leads 16-6  
 At neutral sites: WOF leads 1-0  
 Kerwin Bell vs. WOF: 3-0  
 Shawn Watson vs. WCU: 0-2  
 Last WCU win: 28-25 in 2023  
 Last WOF win: 59-7 in 2019  
 Longest WCU streak: 8 (1977-96)  
 Longest WOF streak: 8 (2006-13)  
 Last 10 meetings: tied 5-5  
 Current streak: WCU has won three  
 Largest WCU win: 41-6 in 1977; 56-21 in 1979  
 Largest WOF win: 59-7 in 2019

Year	Winner	Score	Site
1952	WOF	20-13	Spartanburg, S.C.
1953	WOF	7-6	Cullowhee, N.C.
1955	WOF	21-7	Spartanburg, S.C.
1956	WOF	39-7	Spartanburg, S.C.
1957	WOF	28-7	Spartanburg, S.C.
1958	WOF	29-15	Asheville, N.C.
1970	WOF	29-22	Spartanburg, S.C.
1971	WCU	31-13	Cullowhee, N.C.
1974	WCU	21-9	Spartanburg, S.C.
1975	WOF	23-14	Cullowhee, N.C.
1976	WOF	10-6	Spartanburg, S.C.
1977	WCU	41-6	Cullowhee, N.C.
1978	WCU	26-11	Spartanburg, S.C.
1979	WCU	56-21	Cullowhee, N.C.
1981	WCU	37-30	Spartanburg, S.C.
1982	WCU	36-17	Cullowhee, N.C.
1983	WCU	37-20	Cullowhee, N.C.
1984	WCU	31-0	Cullowhee, N.C.
1996	WCU	24-6	Cullowhee, N.C.
1997	WOF	17-7	Cullowhee, N.C.
1998	WOF	17-10	Spartanburg, S.C.
1999	WOF	35-21	Cullowhee, N.C.
2000	WOF	40-31	Spartanburg, S.C.
2001	WCU	31-28	Cullowhee, N.C.
2002	WOF	31-24	Spartanburg, S.C.
2003	WOF	38-6	Cullowhee, N.C.
2004	WOF	15-12	Spartanburg, S.C.
2005	WCU	24-0	Cullowhee, N.C.
2006	WOF	35-7	Spartanburg, S.C.
2007	WOF	47-44	Cullowhee, N.C.
2008	WOF	42-14	Spartanburg, S.C.
2009	WOF	35-26	Cullowhee, N.C.
2010	WOF	45-14	Spartanburg, S.C.
2011	WOF	42-24	Cullowhee, N.C.
2012	WOF	49-20	Spartanburg, S.C.
2013	WOF	21-17	Cullowhee, N.C.
2014	WCU	26-14	Cullowhee, N.C.
2015	WCU	24-17	Spartanburg, S.C.
2016	WOF	31-19	Cullowhee, N.C.
2017	WOF	35-28 (OT)	Spartanburg, S.C.
2018	WOF	38-23	Cullowhee, N.C.
2019	WOF	59-7	Spartanburg, S.C.
2021	WCU	41-21	Spartanburg, S.C.
2022	WCU	36-29	Cullowhee, N.C.
2023	WCU	28-25	Spartanburg, S.C.

### Wofford 14, VMI 13

At VMI: VMI leads 12-6  
 At WOF: WOF leads 8-1  
 Danny Rocco vs. WOF: 1-0  
 Shawn Watson vs. VMI: 1-1  
 Last VMI win: 17-14 in 2023  
 Last WOF win: 34-36 in 2022  
 Longest VMI streak: 9 (1924-92)  
 Longest WOF streak: 8 (2004-19)  
 Last 10 meetings: WOF leads 7-3  
 Current streak: VMI has won one  
 Largest VMI win: 37-0 in 1927  
 Largest WOF win: 55-10 in 1999; 59-14 in 2001, 2018

Year	Winner	Score	Site
1924	VMI	33-0	Lexington, Va.
1925	VMI	9-0	Lexington, Va.
1926	VMI	20-0	Lexington, Va.
1927	VMI	37-0	Lexington, Va.
1936	VMI	19-0	Lexington, Va.
1951	VMI	29-6	Lexington, Va.
1987	VMI	27-11	Lexington, Va.
1988	VMI	18-17	Lexington, Va.
1992	VMI	44-13	Lexington, Va.
1997	WOF	23-13	Spartanburg, S.C.
1998	WOF	42-20	Lexington, Va.
1999	WOF	55-10	Spartanburg, S.C.
2000	WOF	45-28	Lexington, Va.
2001	WOF	59-14	Spartanburg, S.C.
2002	VMI	27-16	Lexington, Va.
2004	WOF	19-18	Lexington, Va.
2005	WOF	38-23	Spartanburg, S.C.
2014	WOF	38-3	Spartanburg, S.C.
2015	WOF	41-20	Lexington, Va.
2016	WOF	17-0	Spartanburg, S.C.
2017	WOF	45-14	Lexington, Va.
2018	WOF	59-14	Spartanburg, S.C.
2019	WOF	51-36	Lexington, Va.
2020-21	VMI	36-31	Spartanburg, S.C.
2021	VMI	31-23	Lexington, Va.
2022	WOF	34-16	Spartanburg, S.C.
2023	VMI	17-14	Lexington, Va.

### Wofford 15, Chattanooga 15

At UTC: UTC leads 10-6  
 At WOF: WOF leads 9-5  
 Rusty Wright vs. WOF: 4-1  
 Shawn Watkins vs. UTC: 0-1  
 Last UTC win: 23-13 in 2023  
 Last WOF win: 35-34 (OT) in 2019  
 Longest UTC streak: 5 (1927-98)  
 Longest WOF streak: 4 (2016-19)  
 Last 10 meetings: UTC leads 6-4  
 Current streak: UTC has won four  
 Largest UTC win: 38-7 in 1927; 31-0 in 2022  
 Largest WOF win: 55-0 in 2006

Year	Winner	Score	Site
1927	UTC	38-7	Chattanooga, Tenn.
1968	UTC	35-14	Spartanburg, S.C.
1969	UTC	28-23	Chattanooga, Tenn.
1997	UTC	20-17	Chattanooga, Tenn.
1998	UTC	31-3	Spartanburg, S.C.
1999	WOF	41-34	Chattanooga, Tenn.
2000	WOF	41-33	Spartanburg, S.C.
2001	UTC	29-26	Chattanooga, Tenn.
2002	WOF	27-21 (OT)	Spartanburg, S.C.
2003	WOF	42-14	Chattanooga, Tenn.
2004	WOF	56-21	Spartanburg, S.C.
2005	UTC	25-13	Chattanooga, Tenn.
2006	WOF	55-0	Spartanburg, S.C.
2007	WOF	42-16	Chattanooga, Tenn.
2008	WOF	56-7	Spartanburg, S.C.
2009	UTC	38-9	Chattanooga, Tenn.
2010	WOF	45-14	Spartanburg, S.C.
2011	WOF	28-27	Chattanooga, Tenn.
2012	WOF	16-13 (OT)	Spartanburg, S.C.
2013	UTC	20-10	Chattanooga, Tenn.
2014	UTC	31-13	Chattanooga, Tenn.
2015	UTC	20-17	Spartanburg, S.C.
2016	WOF	36-28	Chattanooga, Tenn.
2017	WOF	24-21 (2OT)	Spartanburg, S.C.
2018	WOF	21-10	Chattanooga, Tenn.
2019	WOF	35-34 (OT)	Spartanburg, S.C.
2020-21	UTC	24-13	Chattanooga, Tenn.
2021	UTC	35-10	Spartanburg, S.C.
2022	UTC	31-0	Chattanooga, Tenn.
2023	UTC	23-13	Spartanburg, S.C.

### Wofford 16, ETSU 15

At ETSU: Tied 8-8  
 At WOF: WOF leads 8-6  
 Trey Lamb vs. WOF: N/A

#SoConFB





## WOFFORD VS. 2024 OPPONENTS



**WOFFORD RUNNING BACK RYAN INGRAM**

**Shawn Watson vs. ETSU:** 1-1  
**Last ETSU win:** 41-10 in 2023  
**Last WOF win:** 48-41 in 2022  
**Longest ETSU streak:** 5 (1962-66)  
**Longest WOF streak:** 9 (1999-19)  
**Last 10 meetings:** WOF leads 8-2  
**Current streak:** ETSU has won one  
**Largest ETSU win:** 52-3 in 1986  
**Largest WOF win:** 31-0 in 2016

Year	Winner	Score	Site
1957	WOF	18-13	Johnson City, Tenn.
1958	ETSU	24-20	Spartanburg, S.C.
1959	ETSU	18-8	Johnson City, Tenn.
1960	WOF	21-13	Spartanburg, S.C.
1961	WOF	33-26	Spartanburg, S.C.
1962	ETSU	29-4	Johnson City, Tenn.
1963	ETSU	32-20	Spartanburg, S.C.
1964	ETSU	14-0	Johnson City, Tenn.
1965	ETSU	20-6	Spartanburg, S.C.
1966	ETSU	42-6	Johnson City, Tenn.
1980	WOF	16-9	Johnson City, Tenn.
1981	ETSU	34-8	Spartanburg, S.C.
1982	WOF	34-20	Johnson City, Tenn.
1986	ETSU	52-3	Johnson City, Tenn.
1987	ETSU	10-6	Spartanburg, S.C.
1988	ETSU	21-7	Johnson City, Tenn.
1990	WOF	64-46	Johnson City, Tenn.
1997	ETSU	31-28	Spartanburg, S.C.
1998	ETSU	45-24	Johnson City, Tenn.
1999	WOF	38-14	Spartanburg, S.C.
2000	WOF	35-31	Johnson City, Tenn.
2001	WOF	24-3	Spartanburg, S.C.
2002	WOF	39-10	Johnson City, Tenn.
2003	WOF	28-14	Spartanburg, S.C.
2016	WOF	31-0	Spartanburg, S.C.
2017	WOF	31-24	Johnson City, Tenn.
2018	WOF	30-17	Spartanburg, S.C.
2019	WOF	35-17	Johnson City, Tenn.
2021	ETSU	27-21	Johnson City, Tenn.
2022	WOF	48-41	Spartanburg, S.C.
2023	ETSU	41-19	Johnson City, Tenn.

**Samford 16, Wofford 5**  
**At SAM:** SAM leads 8-3  
**At WOF:** SAM leads 8-2

**Chris Hatcher vs. WOF:** 11-1 (2-1 GSU, 9-0 SAM)

**Shawn Watson vs. SAM:** 0-2  
**Last SAM win:** 31-10 in 2023  
**Last WOF win:** 24-20 in 2014  
**Longest SAM streak:** 9 (2015-23)  
**Longest WOF streak:** 2 (2010-11)  
**Last 10 meetings:** SAM leads 9-1  
**Current streak:** SAM has won nine  
**Largest SAM win:** 31-10 in 2023  
**Largest WOF win:** 28-7 in 2008

Year	Winner	Score	Site
1949	WOF	27-13	Spartanburg, S.C.
1961	SAM	16-13	Spartanburg, S.C.
1962	SAM	34-28	Birmingham, Ala.
1972	SAM	30-14	Birmingham, Ala.
1996	SAM	20-14 (OT)	Birmingham, Ala.
2008	WOF	28-7	Birmingham, Ala.
2009	SAM	27-24	Spartanburg, S.C.
2010	WOF	10-3	Birmingham, Ala.
2011	WOF	38-23	Spartanburg, S.C.
2012	SAM	24-17 (2OT)	Birmingham, Ala.
2013	SAM	34-27	Spartanburg, S.C.
2014	WOF	24-20	Birmingham, Ala.
2015	SAM	37-27	Spartanburg, S.C.
2016	SAM	28-26	Birmingham, Ala.
2017	SAM	24-21	Spartanburg, S.C.
2018	SAM	35-20	Birmingham, Ala.
2019	SAM	21-14	Spartanburg, S.C.
2020-21	SAM	37-31	Birmingham, Ala.
2021	SAM	27-24	Spartanburg, S.C.
2022	SAM	28-14	Birmingham, Ala.
2023	SAM	31-10	Spartanburg, S.C.

**Furman 56, Wofford 34, 7 ties**

**At FUR:** FUR leads 35-11-5  
**At WOF:** WOF leads 23-21-2  
**Clay Hendrix vs. WOF:** 3-4  
**Shawn Watson vs. FUR:** 1-1  
**Last FUR win:** 63-28 in 2022  
**Last WOF win:** 19-13 in 2023  
**Longest FUR streak:** 19 (1917-47)

**Longest WOF streak:** 6 (1968-71)  
**Last 10 meetings:** WOF leads 6-4  
**Current streak:** WOF has won one  
**Largest FUR win:** 69-0 in 1920  
**Largest WOF win:** 44-0 in 1895

Year	Winner	Score	Site
1889	WOF	5-1	Spartanburg, S.C.
1889	WOF	2-1	Greenville, S.C.
1890	FUR	12-0	Spartanburg, S.C.
1890	FUR	28-2	Greenville, S.C.
1893	FUR	18-4	Greenville, S.C.
1895	WOF	44-0	Spartanburg, S.C.
1896	WOF	6-0	Spartanburg, S.C.
1900	Tie	0-0	Spartanburg, S.C.
1900	WOF	6-5	Greenville, S.C.
1901	FUR	17-0	Greenville, S.C.
1914	FUR	19-12	Greenville, S.C.
1915	FUR	25-0	Greenville, S.C.
1916	WOF	9-7	Spartanburg, S.C.
1917	FUR	18-3	Greenville, S.C.
1918	FUR	7-0	Spartanburg, S.C.
1919	FUR	7-6	Greenville, S.C.
1920	FUR	69-0	Spartanburg, S.C.
1921	FUR	62-0	Greenville, S.C.
1922	FUR	41-0	Spartanburg, S.C.
1928	FUR	26-0	Greenville, S.C.
1929	FUR	25-6	Spartanburg, S.C.
1930	FUR	14-0	Spartanburg, S.C.
1931	FUR	20-0	Greenville, S.C.
1932	FUR	24-0	Spartanburg, S.C.
1933	FUR	38-0	Greenville, S.C.
1934	FUR	13-0	Spartanburg, S.C.
1935	FUR	29-0	Greenville, S.C.
1936	FUR	31-0	Spartanburg, S.C.
1937	FUR	58-0	Greenville, S.C.
1941	FUR	40-19	Greenville, S.C.
1946	FUR	31-0	Greenville, S.C.
1947	FUR	20-6	Spartanburg, S.C.
1948	Tie	7-7	Greenville, S.C.
1950	Tie	13-13	Greenville, S.C.
1951	WOF	14-12	Spartanburg, S.C.
1952	FUR	29-21	Greenville, S.C.
1953	FUR	7-6	Spartanburg, S.C.
1954	WOF	19-0	Greenville, S.C.
1955	WOF	27-6	Spartanburg, S.C.
1956	WOF	18-6	Greenville, S.C.
1957	WOF	13-12	Spartanburg, S.C.
1958	FUR	40-39	Greenville, S.C.
1959	WOF	6-3	Spartanburg, S.C.
1960	FUR	41-26	Greenville, S.C.
1961	FUR	12-7	Spartanburg, S.C.
1962	FUR	34-21	Greenville, S.C.
1963	FUR	21-19	Spartanburg, S.C.
1964	WOF	21-14	Greenville, S.C.
1965	WOF	35-13	Spartanburg, S.C.
1966	Tie	15-15	Greenville, S.C.
1967	FUR	21-20	Spartanburg, S.C.
1968	WOF	13-7	Spartanburg, S.C.
1968	WOF	21-7	Greenville, S.C.
1969	WOF	49-7	Spartanburg, S.C.
1969	WOF	31-21	Greenville, S.C.
1970	WOF	28-13	Greenville, S.C.
1971	WOF	27-0	Spartanburg, S.C.
1972	FUR	24-7	Greenville, S.C.
1973	FUR	21-19	Spartanburg, S.C.
1974	FUR	21-20	Greenville, S.C.
1975	Tie	14-14	Spartanburg, S.C.
1976	FUR	56-14	Greenville, S.C.
1977	WOF	13-7	Spartanburg, S.C.
1978	FUR	36-12	Greenville, S.C.
1979	WOF	27-17	Spartanburg, S.C.
1980	Tie	14-14	Greenville, S.C.
1989	FUR	42-7	Greenville, S.C.
1993	Tie	14-14	Greenville, S.C.
1995	FUR	38-0	Greenville, S.C.
1996	FUR	33-3	Greenville, S.C.
1997	FUR	28-7	Greenville, S.C.
1998	WOF	40-20	Spartanburg, S.C.
1999	FUR	30-3	Greenville, S.C.
2000	FUR	27-18	Spartanburg, S.C.
2001	FUR	45-14	Greenville, S.C.
2002	FUR	23-21	Spartanburg, S.C.
2003	WOF	7-6	Greenville, S.C.





# WOFFORD

## WOFFORD VS. 2024 OPPONENTS



### WOFFORD DEFENSIVE LINEMAN BRANDON MAINA

2004	FUR	31-24	Spartanburg, S.C.
2005	FUR	34-21	Greenville, S.C.
2006	FUR	35-21	Spartanburg, S.C.
2007	WOF	45-20	Greenville, S.C.
2008	WOF	35-10	Spartanburg, S.C.
2009	FUR	58-21	Greenville, S.C.
2010	WOF	38-17	Spartanburg, S.C.
2011	FUR	26-21	Greenville, S.C.
2012	WOF	20-17	Spartanburg, S.C.
2013	FUR	27-14	Greenville, S.C.
2014	FUR	31-14	Greenville, S.C.
2015	WOF	38-28	Spartanburg, S.C.
2016	WOF	34-27	Greenville, S.C.
2017	WOF	24-23	Spartanburg, S.C.
2017*	WOF	28-10	Spartanburg, S.C.
2018	FUR	34-14	Greenville, S.C.
2019	WOF	24-7	Spartanburg, S.C.
2021	FUR	42-20	Spartanburg, S.C.
2022	FUR	63-28	Greenville, S.C.
2023	WOF	19-13	Spartanburg, S.C.

\* NCAA Playoffs

**The Citadel 44, Wofford 32, 1 tie**

**At CIT:** CIT leads 29-15-1

**At WOF:** WOF leads 17-12

**At neutral sites:** CIT leads 3-0

**Maurice Drayton vs. WOF:** 0-1

**Shawn Watson vs. CIT:** 2-0

**Last CIT win:** 45-44 (OT) in 2021

**Last WOF win:** 11-3 in 2023

**Longest CIT streak:** 15 (1959-90)

**Longest WOF streak:** 16 (1999-14)

**Last 10 meetings:** WOF leads 6-4

**Current streak:** WOF has won two

**Largest CIT win:** 41-0 in 1936

**Largest WOF win:** 43-14 in 2011

Year	Winner	Score	Site
1916	CIT	37-0	Charleston, S.C.
1919	WOF	12-0	Spartanburg, S.C.
1920	CIT	19-0	Charleston, S.C.
1921	CIT	28-0	Charleston, S.C.
1923	CIT	9-0	Spartanburg, S.C.
1924	CIT	19-0	Charleston, S.C.

1926	CIT	6-0	Spartanburg, S.C.
1927	Tie	6-6	Charleston, S.C.
1928	WOF	9-7	Spartanburg, S.C.
1929	CIT	7-0	Spartanburg, S.C.
1930	CIT	7-6	Spartanburg, S.C.
1931	CIT	28-7	Charleston, S.C.
1932	CIT	13-0	Spartanburg, S.C.
1933	CIT	14-0	Charleston, S.C.
1934	CIT	18-7	Spartanburg, S.C.
1935	CIT	20-7	Charleston, S.C.
1936	CIT	41-0	Augusta, S.C.
1937	CIT	38-0	Spartanburg, S.C.
1938	CIT	27-0	Charleston, S.C.
1939	CIT	21-2	Wilmington, S.C.
1940	CIT	7-3	Orangeburg, S.C.
1941	CIT	42-7	Charleston, S.C.
1949	WOF	21-7	Spartanburg, S.C.
1954	CIT	14-13	Spartanburg, S.C.
1955	WOF	27-7	Spartanburg, S.C.
1956	WOF	23-19	Spartanburg, S.C.
1957	WOF	34-0	Spartanburg, S.C.
1958	WOF	18-6	Spartanburg, S.C.
1959	CIT	40-8	Spartanburg, S.C.
1967	CIT	17-7	Charleston, S.C.
1975	CIT	16-7	Charleston, S.C.
1977	CIT	7-0	Charleston, S.C.
1978	CIT	35-17	Charleston, S.C.
1979	CIT	49-30	Charleston, S.C.
1980	CIT	35-3	Charleston, S.C.
1981	CIT	24-14	Charleston, S.C.
1982	CIT	21-14	Charleston, S.C.
1984	CIT	23-16	Charleston, S.C.
1985	CIT	42-28	Charleston, S.C.
1986	CIT	20-6	Charleston, S.C.
1987	CIT	38-0	Charleston, S.C.
1989	CIT	42-21	Charleston, S.C.
1990	CIT	48-14	Charleston, S.C.
1991	WOF	15-12	Charleston, S.C.
1992	CIT	30-13	Charleston, S.C.
1993	WOF	20-6	Charleston, S.C.
1994	CIT	31-3	Charleston, S.C.
1995	CIT	27-10	Charleston, S.C.
1996	WOF	26-21	Charleston, S.C.

1997	CIT	7-3	Charleston, S.C.
1998	CIT	20-14	Spartanburg, S.C.
1999	WOF	47-16	Charleston, S.C.
2000	WOF	31-10	Spartanburg, S.C.
2001	WOF	13-0	Charleston, S.C.
2002	WOF	27-14	Spartanburg, S.C.
2003	WOF	42-16	Charleston, S.C.
2004	WOF	38-17	Spartanburg, S.C.
2005	WOF	28-10	Charleston, S.C.
2006	WOF	28-20	Spartanburg, S.C.
2007	WOF	28-7	Charleston, S.C.
2008	WOF	33-28	Spartanburg, S.C.
2009	WOF	43-17	Charleston, S.C.
2010	WOF	35-0	Spartanburg, S.C.
2011	WOF	43-14	Charleston, S.C.
2012	WOF	24-21	Spartanburg, S.C.
2013	WOF	21-10	Charleston, S.C.
2014	WOF	17-13	Spartanburg, S.C.
2015	CIT	39-12	Charleston, S.C.
2016	CIT	24-21 (OT)	Spartanburg, S.C.
2016*	WOF	17-3	Charleston, S.C.
2017	WOF	20-16	Charleston, S.C.
2018	WOF	28-21	Spartanburg, S.C.
2019	WOF	31-11	Charleston, S.C.
2020-21	CIT	28-24	Spartanburg, S.C.
2021	CIT	45-44 (OT)	Charleston, S.C.
2022	WOF	31-16	Spartanburg, S.C.
2023	WOF	11-3	Charleston, S.C.

\* NCAA Playoffs

South Carolina 20, Wofford 4

At USC: USC leads 18-2

At WOF: Series tied 2-2

Shane Beamer vs. WOF: N/A

Shawn Watson vs. USC: N/A

Last USC Win: 31-10 in 2017

Last WOF Win: 20-0 in 1920

Longest USC Streak: 17 (1918-2017)

Longest WOF Streak: 3 (1895-1901)

Last 10 Meetings: USC leads 10-0

Current Streak: USC has won 17

Largest USC Win: 49-0 in 1953

Largest WOF Win: 20-0 in 1917

Year	Winner	Score	Site
1895	WOF	10-0	Columbia, S.C.
1896	WOF	6-4	Columbia, S.C.
1901	WOF	11-6	Spartanburg, S.C.
1914	USC	25-0	Spartanburg, S.C.
1915	USC	33-6	Spartanburg, S.C.
1916	USC	23-3	Columbia, S.C.
1917	WOF	20-0	Spartanburg, S.C.
1918	USC	13-0	Columbia, S.C.
1920	USC	10-0	Columbia, S.C.
1922	USC	20-0	Columbia, S.C.
1925	USC	6-0	Columbia, S.C.
1926	USC	27-13	Columbia, S.C.
1932	USC	19-0	Columbia, S.C.
1933	USC	31-0	Columbia, S.C.
1952	USC	33-0	Columbia, S.C.
1953	USC	49-0	Columbia, S.C.
1955	USC	26-7	Columbia, S.C.
1956	USC	26-13	Columbia, S.C.
1957	USC	26-0	Columbia, S.C.
2001	USC	38-14	Columbia, S.C.
2006	USC	27-20	Columbia, S.C.
2008	USC	23-13	Columbia, S.C.
2012	USC	24-7	Columbia, S.C.
2017	USC	31-10	Columbia, S.C.

#SoConFB

# TERRIERS



## WOFFORD YEAR-BY-YEAR

Year	Overall	SoCon	Place	Coach
1889	2 0 0			Edwin Kerrison
1890	0 2 0			
1891-92	No team			
1893	0 1 0			
1894	0 1 0			
1895	3 1 0			William Wertebaker
1896	2 2 0			
1897-99	No team			
1900	1 2 1			
1901	2 3 0			J. Norman Walker
1902-13	No team			
1914	1 6 1			Curtis McCoy
1915	3 5 0			Harvey Hester
1916	2 6 0			Leslie Moser
1917	5 4 0			Leslie Moser
1918	0 3 0			Bernard Peters
1919	3 2 1			J.P. (Rip) Major
1920	0 8 1			John F. Gorsuch
1921	2 7 0			John R. Kilroy
1922	2 7 0			J.P. (Rip) Major
1923	6 3 0			J.P. (Rip) Major
1924	3 7 0			J.P. (Rip) Major
1925	3 7 0			J.P. (Rip) Major
1926	2 8 0			J.P. (Rip) Major
1927	2 4 3			Tommy Scaffie
1928	7 2 1			Tommy Scaffie
1929	3 6 0			Tommy Scaffie
1930	2 9 0			Tommy Scaffie
1931	4 5 0			Tommy Scaffie
1932	3 6 1			Tommy Scaffie
1933	3 6 0			Tommy Scaffie
1934	4 4 1			Jules Carson
1935	4 4 1			Jules Carson
1936	1 7 1			Jules Carson
1937	2 7 0			Jules Carson
1938	0 8 1			Jules Carson
1939	1 5 3			Jules Carson
1940	3 4 2			Jules Carson
1941	4 6 0			Jules Carson
1942	2 5 0			Ted Petosky
1943-45	No team			
1946	1 8 0			Ted Petosky
1947	6 5 0			Phil Dickens
1948	4 0 5			Phil Dickens
1949	11 1 0			Phil Dickens
1950	7 2 1			Phil Dickens
1951	6 3 1			Phil Dickens
1952	6 5 0			Phil Dickens
1953	6 4 1			Conley Snidow
1954	8 2 0			Conley Snidow
1955	7 4 0			Conley Snidow
1956	7 3 0			Conley Snidow
1957	8 2 0			Conley Snidow
1958	3 7 0			Conley Snidow
1959	5 5 0			Conley Snidow
1960	5 3 0			Conley Snidow
1961	5 4 2			Conley Snidow
1962	2 8 0			Conley Snidow
1963	4 6 0			Conley Snidow
1964	6 4 0			Conley Snidow
1965	5 4 0			Conley Snidow
1966	6 3 1			Conley Snidow
1967	4 6 0			Jim Brakefield
1968	4 7 0			Jim Brakefield
1969	9 2 0			Jim Brakefield
1970	11 1 0			Jim Brakefield
1971	6 4 0			Jack Peterson
1972	6 4 0			Jack Peterson
1973	4 6 1			Jack Peterson
1974	7 4 0			Steve Satterfield
1975	7 3 1			Steve Satterfield
1976	4 7 0			Steve Satterfield
1977	7 3 1			Buddy Sasser

Year	Overall	SoCon	Place	Coach
1978	3 8 0			Buddy Sasser
1979	5 5 0			Buddy Sasser
1980	7 2 2			Buddy Sasser
1981	6 5 0			Buddy Sasser
1982	8 3 0			Buddy Sasser
1983	6 5 0			Bill Parker
1984	2 9 0			Bill Parker
1985	3 8 0			Rick Gilstrap
1986	4 6 1			Rick Gilstrap
1987	1 10 0			Rick Gilstrap
1988	5 5 0			Mike Ayers
1989	6 5 0			Mike Ayers
1990	9 3 0			Mike Ayers
1991	9 3 0			Mike Ayers
1992	6 5 0			Mike Ayers
1993	7 3 1			Mike Ayers
1994	5 6 0			Mike Ayers
1995	4 7 0			Mike Ayers
1996	6 5 0			Mike Ayers
1997	3 7 0	2 6 0	8th	Mike Ayers
1998	4 7 0	3 5 0	7th	Mike Ayers
1999	6 5 0	5 3 0	4th	Mike Ayers
2000	7 4 0	5 3 0	4th	Mike Ayers
2001	4 7 0	3 5 0	6th	Mike Ayers
2002	9 3 0	6 2 0	t-2nd	Mike Ayers
2003	12 2 0	8 0 0	1st	Mike Ayers
2004	8 3 0	4 3 0	t-3rd	Mike Ayers
2005	6 5 0	3 4 0	t-5th	Mike Ayers
2006	7 4 0	5 2 0	3rd	Mike Ayers
2007	9 4 0	5 2 0	t-1st	Mike Ayers
2008	9 3 0	7 1 0	2nd	Mike Ayers
2009	3 8 0	2 6 0	t-7th	Mike Ayers
2010	10 3 0	7 1 0	t-1st	Mike Ayers
2011	8 4 0	6 2 0	t-2nd	Mike Ayers
2012	9 4 0	6 2 0	t-1st	Mike Ayers
2013	5 6 0	4 4 0	t-4th	Mike Ayers
2014	6 5 0	4 3 0	4th	Mike Ayers
2015	5 6 0	3 4 0	t-4th	Mike Ayers
2016	10 4 0	6 2 0	t-2nd	Mike Ayers
2017	10 3 0	7 1 0	1st	Mike Ayers
2018	9 4 0	6 2 0	t-1st	Josh Conklin
2019	8 4 0	7 1 0	1st	Josh Conklin
2020-21	1 4 0	1 4 0	8th	Josh Conklin
2021	1 10 0	0 8 0	9th	Josh Conklin
2022	3 8 0	3 5 0	t-6th	Josh Conklin/Shawn Watson
2023	2 9 0	2 6 0	t-7th	Shawn Watson
<b>Total</b>	<b>550-542-36</b>	<b>120-87-0</b>		

## ALL-TIME WOFFORD COACHES

Coach	Seasons	Years	W	L	T	Pct.
Edwin Kerrison	1889	1	2	0	0	1.00
William Wertebaker	1895	1	3	1	0	.750
J. Norman Walker	1901	1	2	3	0	.400
Curtis McCoy	1914	1	1	6	1	.188
Harvey Hester	1915	1	3	5	0	.375
Leslie Moser	1916-17	2	7	10	0	.412
Bernard Peters	1918	1	0	3	0	.000
J.P. (Rip) Major	1919, 1922-26	6	19	34	1	.361
John F. Gorsuch	1920	1	0	8	1	.056
John R. Gilroy	1921	1	2	7	0	.222
Tommy Scaffie	1927-33	7	24	38	5	.396
Jules Carson	1934-41	8	19	45	9	.322
Ted Petosky	1942, 1946	2	3	13	0	.188
Phil Dickens	1947-52	6	40	16	7	.690
Conley Snidow	1953-66	14	77	59	4	.564
Jim Brakefield	1967-70	4	28	16	0	.636
Jack Peterson	1971-73	3	16	14	1	.532
Steve Satterfield	1974-76	3	18	14	1	.529
Buddy Sasser	1977-82	6	36	26	3	.577
Bill Parker	1983-84	2	8	14	0	.364
Rick Gilstrap	1985-87	3	8	24	1	.258
Mike Ayers	1988-17	30	207	139	1	.598
Josh Conklin	2018-22	5	19	27	0	.413
Shawn Watson	2022-present	2	5	12	0	.294



**GIBBS STADIUM (13,000)**



## 2023 SOUTHERN CONFERENCE STANDINGS

C/S	Team	CONFERENCE							OVERALL						
		W-L	Pct.	PF	PA	Home	Road	Streak	W-L	Pct.	PF	PA	Home	Road	Streak
6/7	Furman	7-1	.875	205	110	4-0	3-1	L1	10-3	.769	356	237	6-0	4-3	L1
20/17	Mercer	6-2	.750	228	161	3-1	3-1	W4	9-4	.692	317	311	5-1	3-3	L1
19/18	Chattanooga	6-2	.750	262	145	2-2	4-0	L1	8-5	.615	357	319	3-2	5-3	L1
RV/23	Western Carolina	5-3	.625	296	204	2-2	3-1	L1	7-4	.636	413	305	3-2	4-2	L1
	Samford	4-4	.500	210	191	2-2	2-2	L1	6-5	.545	319	267	4-2	2-3	W1
	VMI	4-4	.500	135	201	2-2	2-2	W1	5-6	.455	167	274	3-2	2-4	W1
	ETSU	2-6	.250	152	238	2-2	0-4	W1	3-8	.273	200	350	3-2	0-6	W1
	Wofford	2-6	.250	119	187	1-3	1-3	W2	2-9	.182	152	278	1-4	1-5	W2
	The Citadel	0-8	.375	93	263	0-4	0-4	L8	0-11	.000	110	384	0-5	0-6	L11

C - AFCA FCS Coaches Poll; S - Stats Perform FCS Poll

#SoConFB



### 2023 NCAA Division I Football Championship



Furman earned the No. 7 seed in the NCAA Division I Football Championship and downed Chattanooga in the second round.



Mercer earned an at-large postseason berth and topped Gardner-Webb in the first round. Last season marked the Bears first appearance in the FCS playoffs.

## FINAL AFCA FCS COACHES POLL

Team (1st-place votes)	W-L	PTS	Prev
1. South Dakota State	11-0	600	1
2. Montana	10-1	570	3
3. South Dakota	9-2	552	5
4. Idaho	8-3	479	8
5. Florida A&M	10-1	454	7
<b>6. Furman</b>	<b>9-2</b>	<b>447</b>	<b>2</b>
7. North Dakota State	8-3	443	9
8. Montana State	8-3	413	4
9. Villanova	9-2	399	15
10. Austin Peay	9-2	382	12
11. UIW	8-2	317	11
12. Delaware	8-3	310	6
13. North Carolina Central	9-2	290	14
14. North Dakota	7-4	260	17
15. Albany	9-3	257	23
16. Sacramento State	7-4	209	10
17. Southern Illinois	7-4	204	T-20
18. Lafayette	9-2	186	22
<b>19. Chattanooga</b>	<b>7-4</b>	<b>182</b>	<b>16</b>
<b>20. Mercer</b>	<b>8-3</b>	<b>169</b>	<b>24</b>
21. UT Martin	8-3	162	13
22. Holy Cross	7-4	75	25
23. Youngstown State	7-4	68	NR
24. Eastern Illinois	8-3	59	NR
25. Richmond	8-3	57	NR

**Dropped Out:** Western Carolina (18), Harvard (19), Central Arkansas (20t)

**Others Receiving Votes:** **Western Carolina, 46;** UC Davis, 45; Harvard, 42; Central Arkansas, 32; Nicholls, 23; Illinois St., 13; Yale, 13; Gardner-Webb, 12; Tarleton, 11; Drake, 5; William & Mary, 5; Rhode Island, 4; Duquesne, 3; Bryant, 1; **Samford, 1.**



*Western Carolina spent the entire season in the national rankings, peaking at No. 10. Richard McCollum earned All-SoCon honors at place kicker for the Catamounts.*

## FINAL STATS PERFORM FCS POLL

Team (1st-place votes)	W-L	PTS	Prev
1. South Dakota State (56)	11-0	1,400	1
2. Montana	10-1	1,344	3
3. South Dakota	9-2	1,280	5
4. Idaho	8-3	1,191	6
5. Montana State	8-3	1,088	4
6. Villanova	9-2	1,052	10
<b>7. Furman</b>	<b>9-2</b>	<b>1,000</b>	<b>2</b>
8. North Dakota State	8-3	995	9
9. UAlbany	9-3	963	12
10. Florida A&M	10-1	828	11
11. Delaware	8-3	802	7
12. North Dakota	7-4	754	13
13. Austin Peay	9-2	751	15
14. Southern Illinois	7-4	588	16
15. Sacramento State	7-4	574	8
16. North Carolina Central	9-2	547	17
<b>17. Mercer</b>	<b>8-3</b>	<b>427</b>	<b>21</b>
<b>18. Chattanooga</b>	<b>7-4</b>	<b>410</b>	<b>18</b>
19. UIW	8-2	396	20
20. Lafayette	9-2	268	24
21. Youngstown State	7-4	266	25
22. Richmond	8-3	263	NR
<b>23. Western Carolina</b>	<b>7-4</b>	<b>230</b>	<b>14</b>
24. UT Martin	8-3	194	19
25. UC Davis	7-4	179	NR

**Others Receiving Votes:** Tarleton State 83; Northern Iowa 73; Nicholls 59; Gardner-Webb 47; Drake 38; Holy Cross 38; Central Arkansas 29; Eastern Illinois 16; Duquesne 11; Harvard 11; Yale 5



*Furman coach Clay Hendrix guided his team to a final No. 6 ranking in the AFCA poll and a No. 7 ranking in the Stats Perform poll.*



## COACHES ALL-SOCON

**Offensive Player of the Year**  
Tyler Huff, Gr., QB, Furman

**Defensive Player of the Year**  
Jay Person, Sr., DL, Chattanooga

**Freshman of the Year**  
Brendan Jenkins, WR, Samford and Carson  
Jones, QB, Furman

**Jacobs Blocking Award**  
Jacob Johanning, R-Sr., OL, Furman

**Coach of the Year**  
Clay Hendrix, Furman

### First team offense

QB Tyler Huff, Gr., Furman  
RB Jay Stanton, Sr., Samford  
RB Desmond Reid, So., Western Carolina  
OL Jacob Johanning, R-Sr., Furman  
OL Pearson Toomey, R-Sr., Furman  
OL Jabari Brooks, Sr., Samford  
OL Christian Coulter, Sr., Western Carolina  
OL Tyler Smith, Sr., Western Carolina  
TE Aidan Twombly, Sr., VMI  
WR Ty James, Sr., Mercer  
WR Jamoi Mayes, Jr., Chattanooga

### First team defense

DL Matt Sochovka, Gr., Furman  
DL Solomon Zubairu, Sr., Mercer  
DL Ben Brewton, Sr., Chattanooga  
DL Jay Person, Sr., Chattanooga  
LB Stephen Scott, Sr., ETSU  
LB Ken Standley, Sr., Mercer  
LB Noah Martin, Sr., Samford  
DB Sheldon Arnold II, Jr., ETSU  
DB Travis Blackshear, Gr., Furman  
DB Lance Wise Jr., Gr., Mercer  
DB Kam Brown, Sr., Chattanooga

### First team special teams

PK Richard McCollum, Sr., Western Carolina  
P Nate Brackett, So., ETSU  
P Jack Culbreath, Sr., VMI  
LS Steele Judy, Gr., The Citadel  
RS Devron Harper, Sr., Mercer

### Second team offense

QB Michael Hiers, Sr., Samford  
RB Dominic Roberto, Gr., Furman  
RB Hunter Rice, Jr., VMI  
OL Luke Smith, Gr., ETSU  
OL Wyatt Hughes, R-Sr., Furman  
OL John Thomas, Gr., Mercer  
OL Reid Williams, Jr., Chattanooga  
OL Blake Whitmore, Jr., Western Carolina  
TE Ajay Belanger, Sr., Western Carolina  
WR Devron Harper, Sr., Mercer  
WR Chandler Smith, Gr., Samford

### Second team defense

DL Jack Barton, Sr., Furman  
DL Luke Clark, Jr., Furman  
DL Marlon Taylor, R-Jr., Chattanooga  
DL Marlon Alexander, Sr., Western Carolina  
LB Braden Gilby, Gr., Furman  
LB Isaac Dowling, Sr., Mercer  
LB Eric Rankin, Jr., VMI  
DB Cally Chizik, Sr., Furman  
DB Hugh Ryan, Sr., Furman  
DB Evan Eller, Sr., VMI  
DB Andreas Keaton, Jr., Western Carolina

### Second team special teams

PK Ian Williams, Jr., Furman  
P Clayton Crile, Sr., Chattanooga  
LS Justin Peterson, Sr., VMI  
RS Wayne Anderson Jr., Gr., Furman

### All-Freshman Offense

Xavier Gaillardetz, ETSU  
Tommy Winton III, ETSU  
Brock Chappell, Furman  
Colton Hinton, Furman  
Carson Jones, Furman  
Brayden Smith, Mercer  
Brendan Jenkins, Samford  
Ivan Thorpe, VMI  
Corey Washington, Western Carolina  
Camury Reid, Western Carolina  
Pauly Seeley, Wofford

### All-Freshman Defense

Carson Arnold, The Citadel  
Chris Benton, The Citadel  
Jabraivon Woodard, The Citadel  
Ray Coney, ETSU  
Dre Delinois, ETSU  
Jaylen George, ETSU  
Jayvon Henderson, ETSU  
AK Burrell, Furman  
Brayden Manley, Mercer  
Makhi Gilbert, Samford  
Ken Moore Jr., Western Carolina  
Eli Campbell, Wofford

### All-Freshman Special Teams

Ewan Johnson, ETSU  
Stephen Brantley, Western Carolina  
Tommy DiLiegro, Wofford

## MEDIA ALL-SOCON

**Roy M. "Legs" Hawley Offensive Player of the Year**  
Cole Gonzales, So., QB, Western Carolina

**Defensive Player of the Year**  
Jay Person, Sr., DL, Chattanooga

**Freshman of the Year**  
Brendan Jenkins, WR, Samford

**Wallace Wade Coach of the Year**  
Clay Hendrix, Furman

### First team offense

QB Cole Gonzales, So., Western Carolina  
RB Jay Stanton, Sr., Samford  
RB Desmond Reid, So., Western Carolina  
OL Jacob Johanning, Sr., Furman  
OL Pearson Toomey, Sr., Furman  
OL Jabari Brooks, Sr., Samford  
OL Christian Coulter, Sr., Western Carolina  
OL Tyler Smith, Sr., Western Carolina  
TE Aidan Twombly, Sr., VMI  
WR Ty James, Sr., Mercer  
WR Jamoi Mayes, Jr., Chattanooga

### First team defense

DL Luke Clark, Jr., Furman  
DL Solomon Zubairu, Sr., Mercer  
DL Ben Brewton, Sr., Chattanooga  
DL Jay Person, Sr., Chattanooga  
LB Ken Standley, Sr., Mercer  
LB Noah Martin, Sr., Samford  
LB Eric Rankin, Jr., VMI  
DB Sheldon Arnold II, Jr., ETSU  
DB Lance Wise Jr., Sr., Mercer  
DB Kam Brown, Sr., Chattanooga  
DB Evan Eller, Sr., VMI

### First team special teams

PK Richard McCollum, Sr., Western Carolina  
P Jack Culbreath, Sr., VMI  
LS Justin Peterson, Sr., VMI  
RS Devron Harper, Sr., Mercer

### Second team offense

QB Tyler Huff, Gr., Furman  
RB Dominic Roberto, Gr., Furman  
RB Hunter Rice, Jr., VMI  
OL Luke Smith, Gr., ETSU  
OL Wyatt Hughes, Sr., Furman  
OL John Thomas, Gr., Mercer  
OL Griffin McDowell, Sr., Chattanooga  
OL Reid Williams, Jr., Chattanooga  
TE Mason Pline, Gr., Furman  
WR Javin Whatley, So., Chattanooga  
WR Censere Lee, So., Western Carolina

### Second team defense

DL Matt Sochovka, Gr., Furman  
DL Marlon Taylor, Jr., Chattanooga  
DL Dorien Starnes, Jr., VMI  
DL Brandon Maina, Jr., Wofford  
LB Stephen Scott, Sr., ETSU  
LB Braden Gilby, Gr., Furman  
LB David Powers, Sr., Wofford  
DB Chris Hope, Jr., ETSU  
DB Travis Blackshear, Gr., Furman  
DB Cally Chizik, Sr., Furman  
DB Hugh Ryan, Sr., Furman

### Second team special teams

PK Ian Williams, Jr., Furman  
P Clayton Crile, Sr., Chattanooga  
LS Steele Judy, Gr., The Citadel  
RS Wayne Anderson Jr., Gr., Furman



*Western Carolina quarterback Cole Gonzales was the 2023 Roy M. "Legs" Hawley Offensive Player of the Year.*

#SoConFB

## HONORS AND AWARDS

### SoCon Players of the Week

#### Offensive

Sept. 4 Michael Hiers, Gr., QB, Samford  
 Sept. 11 Desmond Reid, So., RB, WCU  
 Sept. 18 Tyler Huff, Gr., QB, Furman  
 Sept. 25 Cole Gonzales, So., QB, WCU  
 Oct. 2 Desmond Reid, So., RB, WCU  
 Oct. 9 Javin Whatley, So., WR, UTC  
 Oct. 16 Tyler Huff, Gr., QB, Furman  
 Oct. 23 Jay Stanton, Sr., RB, Samford  
 Oct. 30 Carter Peevy, R-So., QB, Mercer  
 Nov. 6 Carson Jones, R-Fr., QB, Furman  
 Nov. 13 Cole Gonzales, So., QB, WCU  
 Nov. 20 Hunter Rice, Jr., RB, VMI

#### Defensive

Sept. 4 Alex Oliver, Sr., DB, VMI  
 Sept. 11 Jordan Walker, R-So., DB, UTC  
 Sept. 18 Kourtlan Marsh, Jr., DB, Samford  
 Sept. 25 Alex Mitchell, So., LB, UTC  
 Oct. 2 Sheldon Arnold II, Jr., DB, ETSU  
 Oct. 9 Sheldon Arnold II, Jr., DB, ETSU  
 Oct. 16 Jay Person, Sr., EDGE, UTC  
 Oct. 23 Evan DiMaggio, Jr., ILB, Furman  
 Oct. 30 Kobe Josphe, Jr., LB, Chattanooga  
 Nov. 6 Ken Standley, Jr., LB, Mercer  
 Nov. 13 Luke Clark, R-Jr., DE, Furman  
 Nov. 20 Evan Eller, Sr., DB, VMI

#### Special teams

Sept. 4 Atkins Roberts, Sr., P, Wofford  
 Sept. 11 Devron Harper, Sr., WR, Mercer  
 Sept. 18 Jude Kelley, Jr., K, Chattanooga  
 Sept. 25 Jack Culbreath, Sr., P, VMI  
 Oct. 2 Devron Harper, Sr., WR, Mercer  
 Oct. 9 Richard McCollum, Gr., PK, WCU  
 Oct. 16 Clayton Crile, Sr., P/K, UTC  
 Oct. 23 Jack Culbreath, Sr., P, VMI  
 Oct. 30 Ian Williams, Jr., K, Furman  
 Nov. 6 Wayne Anderson Jr, Gr., RB, Furman  
 Nov. 13 Richard McCollum, Gr., PK, WCU  
 Nov. 20 Chandler Smith, Gr., WR, Samford

### SoCon Players of the Month

**September**  
 O – Desmond Reid, WCU  
 D – Alex Mitchell, UTC

**October**  
 O – Tyler Huff, FUR  
 D – Lance Wise, MER

**November**  
 O – Jay Stanton, SAM  
 D – Evan Eller, VMI

### CONSENSUS ALL-AMERICANS (AFCA, Associated Press, Stats Perform)

OL – Jacob Johanning, R-Sr., Furman  
 WR – Ty James, Sr., Mercer  
 DL – Jay Person, Sr., Chattanooga  
 DB – Sheldon Arnold II, Jr., ETSU  
 DB – Lance Wise Jr., Sr., Mercer

#### AFCA All-America Team

##### First team

WR – Ty James, Sr., Mercer  
 OL – Jacob Johanning, R-Sr., Furman

##### Defense

DL – Jay Person, Sr., Chattanooga  
 DB – Sheldon Arnold II, Jr., ETSU

##### Second team

RB – Desmond Reid, So., Western Carolina  
 OL – Tyler Smith, R-Sr., Western Carolina

##### Defense

DB – Lance Wise Jr., Sr., Mercer  
 DB – Travis Blackshear, Gr., Furman

##### Special teams

AP – Devron Harper, Sr., Mercer

#### Associated Press All-America Team

##### First team

WR – Ty James, Sr., Mercer  
 OL – Jacob Johanning, R-Sr., Furman

##### Defense

DL – Jay Person, Sr., Chattanooga  
 DB – Sheldon Arnold II, Jr., ETSU

##### Third team

Defense  
 LB – Noah Martin, Sr., Samford

#### Athlon Sports All-America Team

##### First team

TE – Ryan Miller, 5th, Furman  
 OL – McClendon Curtis, Sr., Chattanooga



*ETSU defensive back Sheldon Arnold II was a consensus All-American in 2023.*

#### Defense

DL – Jay Person, Jr., Chattanooga  
 DB – Alijah Huzzie, R-So., ETSU

#### Special teams

LS – Robert Soderholm, R-Sr., VMI  
 AP – Devron Harper, Jr., Mercer

#### HERO Sports All-American Team

##### Offense

TE – Ryan Miller, 5th, Furman  
 OL – McClendon Curtis, Sr., Chattanooga

##### Defense

DL – Devonsha Maxwell, Sr., Chattanooga  
 DB – Alijah Huzzie, R-So., ETSU

##### Special teams

LS – Robert Soderholm, R-Sr., VMI

#### HERO Sports Sophomore All-American Team

##### Offense

WR – Ty James, Mercer  
 OL – Reid Williams, Chattanooga

##### Defense

LB – Isaac Dowling, Mercer  
 LB – Alijah Huzzie, ETSU

#### HERO Sports Freshman All-American Team

##### Offense

RB – Desmond Reid, Western Carolina

##### Defense

LB – Chandler Smith, ETSU

#### Stats Perform All-America Team

##### First team

WR – Ty James, Sr., Mercer  
 OL – Jacob Johanning, R-Sr., Furman

##### Defense

DL – Jay Person, Sr., Chattanooga  
 DB – Lance Wise Jr., Sr., Mercer

##### Second team

Defense  
 DB – Sheldon Arnold II, Jr., ETSU  
 DB – Travis Blackshear, Gr., Furman

##### Special teams

AP – Devron Harper, Sr., Mercer

##### Third team

Defense  
 DB – Kameron Brown, Sr., Chattanooga

##### Special teams

PK – Richard McCollum, R-Sr., Western Carolina  
 LS – Steele Judy, Sr., The Citadel

#### Walter Camp FCS All-America Team

##### Defense

KR – Devron Harper, Sr., Mercer

#### AFCA Region 2 Coach of the Year

Clay Hendrix, Furman

#### Allstate AFCA Good Works Team nominee

McClendon Curtis, Sr., OL, Chattanooga

#### Stats Perform Walter Payton Award

##### Finalists (finish)

Ty James, Sr., WR, Mercer (t21st)  
 Michael Hiers, Sr., QB, Samford (t21st)  
 Cole Gonzales, So., QB, Western Carolina (17th)

#### Stats Perform Buck Buchanan Award

##### Finalists (finish)

Lance Wise Jr., Sr., DB, Mercer  
 Jay Person, Sr., DL, Chattanooga (12th)

#### Stats Perform Jerry Rice Award

##### Finalist (finish)

Brendan Jenkins Fr., WR, Samford (18th)

#### Stats Perform Eddie Robinson Award

##### Finalist (finish)

Clay Hendrix, Furman (8th)  
 Danny Rocco (18th)

#### Stats Perform FedEx Ground Doris Robinson Scholar-Athlete Award

##### Finalist

Julian Ashby, Sr., LS, Furman

#### Stats Perform FedEx Ground National Player of the Week

Sept. 25 ..... Jack Culbreath, Sr., P, VMI (ST)  
 Oct. 16 ..... Clayton Crile, Sr., P/K, UTC (ST)

Nov. 13... Richard McCollum, Gr., PK, WCU (ST)

#### Stats Perform FedEx Ground National Team of the Week

Sept. 11 ..... Western Carolina

#### East-West Shrine Bowl

David White, Sr., WR, Western Carolina

Mason Pline, Sr., TE, Furman

Steele Judy, Sr., LS, The Citadel

#### FCS National Bowl

##### National Team

Justin Peterson, Sr., LS, VMI  
 Nicholas Cerimele, Sr., OL, Chattanooga

##### American Team

Clayborne Fields, Sr., DB, Chattanooga

Rod Gattison, Sr., WR, Western Carolina

#### NFLPA Collegiate Bowl

Ryan Miller, 5th, TE, Furman

Robert Soderholm, R-Sr., LS, VMI

#### Hula Bowl invitations

Ryan Miller, 5th, TE, Furman  
 McClendon Curtis, Sr., OL, Chattanooga  
 Devonsha Maxwell, Sr., DL, Chattanooga

#### Podyum All-Star Bowl

##### Accepted invite

Timmy Dorsey Sr., DL, ETSU

#### Reese's Senior Bowl

##### Watch list

Ryan Miller, 5th, TE, Furman  
 McClendon Curtis, Sr., OL, Chattanooga  
 Devonsha Maxwell, Sr., DL, Chattanooga

##### Accepted invite

McClendon Curtis, Sr., OL, Chattanooga

#### College Sports Communicators Academic

##### All-District Football Team

Hugh Ryan, Furman  
 Jacob Johanning, Furman

Julian Ashby, Furman

Nick Cannon, Furman

Evan DiMaggio, Furman

Bryce Stanfield, Furman

Wyatt Hughes, Furman

Nicky Kuzemka, Furman

Riley Adcock, Mercer

Carter Peevy, Mercer

Reid Williams, Chattanooga

Chase Artopoulos, Chattanooga

Alex Mitchell, Chattanooga

Jake Hall, Chattanooga

Clayton Crile, Chattanooga

Jeremiah Katt, Chattanooga

Marlon Alexander, Western Carolina

Richard McCollum, Western Carolina

Giovanni Ricciardi, Western Carolina

Colby Cross, Western Carolina

Clayton Bardall, Western Carolina

Bridger Jones, Wofford

Brandon Maina, Wofford

David Powers, Wofford

Jason Swann, Wofford

Cameron Woolery, Wofford

Atkins Roberts, Wofford

Jacob Ritchie, Wofford

#### FCS ADA Academic All-Star Team

Ken Standley, Gr., JB, Mercer

Reid Williams, Jr., OL, Chattanooga

Reuben Lowery III, Jr., DB, Chattanooga

Collin Ironside, Sr., DL, VMI

Brandon Maina, Jr., DL, Wofford

#### NFF Hampshire Honor Society

Evan Brown, Chattanooga

Ailym Ford, Chattanooga

Jeremiah Katt, Chattanooga

Cody Olszewski, Chattanooga

Colin Truett, Chattanooga

Romeo Wykle, Chattanooga

Marlon Alexander, Western Carolina

Clayton Bardall, Western Carolina

Colby Cross, Western Carolina

Richard McCollum, Western Carolina

Giovanni Ricciardi, Western Carolina

Malik Richardson, Western Carolina

Blake Whitmore, Western Carolina



RUSHING										
	Team	CI	G	Att	Yds	Avg	TD	Long	Yds/G	
1.	Jay Stanton	SAM	Sr.	11	147	971	6.6	11	61	88.3
2.	Ryan Ingram	WOF	Sr.	10	156	837	5.4	6	83	83.7
3.	Hunter Rice	VMI	Jr	11	168	837	5.0	14	67	76.1
4.	Dominic Roberto	FUR	Sr.	12	182	757	4.2	11	32	63.1
5.	Gino Appleberry	UTC	Sr.	12	180	753	4.2	8	41	62.8
6.	Bryson Irby	ETSU	Jr	9	108	531	4.9	5	70	59.0
7.	Al Wooten II	MER	Sr	13	152	715	4.7	6	76	55.0
8.	Tyler Huff	FUR	Gr.	11	105	587	5.6	6	53	53.4
9.	Branson Adams	WCU	Jr	11	89	539	6.1	3	37	49.0
10.	Rashad Raymond	VMI	Jr	11	101	389	3.9	0	24	35.4

PASSING AVG/GAME											
	Team	CI	G	Comp	Att	Int	Pct.	Yards	TD	Avg/G	
1.	Michael Hiery	SAM	11	313	434	8	.721	3044	18	276.7	
2.	Cole Gonzales	WCU	11	195	296	7	.659	2685	28	244.1	
3.	Chase Artopoulos	UTC	12	165	252	6	.655	2361	18	196.8	
4.	Carter Peevy	MER	Sr	13	201	303	5	.663	2275	11	175.0
5.	Tyler Huff	FUR	11	183	299	6	.612	1863	10	169.4	
6.	Grae Underwood	CIT	11	110	219	8	.502	1230	5	111.8	
7.	Haynes Eller	ETSU	11	18	37	2	.486	280	2	25.5	
8.	Joshua Harris	FUR	Jr	13	1	2	0	.500	51	0	3.9
9.	Ricky Conway	CIT	Gr	9	1	1	0	1.000	17	0	1.9
10.	Hunter Rice	VMI	Jr	11	3	3	0	1.000	15	1	1.4

TOTAL OFFENSE									
	Team	CI	G	Rush	Pass	Plays	Total	Yds/G	
1.	Michael Hiery	SAM	11	-66	304	507	2978	270.7	
2.	Cole Gonzales	WCU	11	216	268	347	2901	263.7	
3.	Tyler Huff	FUR	11	587	186	404	2450	222.7	
4.	Chase Artopoulos	UTC	12	106	236	305	2467	205.6	
5.	Carter Peevy	MER	Sr	13	324	227	428	2599	199.9
6.	Grae Underwood	CIT	11	243	123	296	1473	133.9	
7.	Jay Stanton	SAM	11	971	0	147	971	88.3	
8.	Ryan Ingram	WOF	10	837	0	156	837	83.7	
9.	Hunter Rice	VMI	Jr	11	837	15	171	852	77.5
10.	Dominic Roberto	FUR	12	757	0	182	757	63.1	

RECEPTIONS/GAME										
	Team	CI	G	Rec.	Yards	TD	Long	Avg/C	Rec/G	
1.	Chandler Smith	SAM	11	73	880	5	41	80.0	6.6	
2.	Ty James	MER	Sr	13	64	115	7	75	89.0	4.9
3.	Jamoi Mayes	UTC	Jr	13	61	103	4	70	79.6	4.7
4.	Sam Phillips	UTC	S	13	60	624	4	31	48.0	4.6
5.	Devron Harper	MER	Sr	13	55	513	2	50	39.5	4.2
6.	Censere Lee	WCU	11	43	751	8	55	68.3	3.9	
7.	Javin Whatley	UTC	14	54	966	9	67	69.0	3.9	
8.	Brendan Jenkins	SAM	11	41	312	4	38	28.4	3.7	
9.	Aidan Twombly	VMI	Sr	11	38	558	3	38	50.7	3.5
10.	Ty King	SAM	11	36	455	2	59	41.4	3.3	

RECEIVE YDS/GAME										
	Team	CI	G	Rec.	Yards	TD	Long	Avg/C	Yds/G	
1.	Ty James	MER	Sr	13	64	115	7	75	18.1	89.0
2.	Chandler Smith	SAM	11	73	880	5	41	12.1	80.0	
3.	Jamoi Mayes	UTC	Jr	13	61	103	4	70	17.0	79.6
4.	Javin Whatley	UTC	14	54	966	9	67	17.9	69.0	
5.	Censere Lee	WCU	11	43	751	8	55	17.5	68.3	
6.	Aidan Twombly	VMI	Sr	11	38	558	3	38	14.7	50.7
7.	David White	WCU	10	32	502	6	57	15.7	50.2	
8.	Sam Phillips	UTC	S	13	60	624	4	31	10.4	48.0
9.	Ty King	SAM	11	36	455	2	59	12.6	41.4	
10.	AJ Colombo	WCU	S	11	31	438	5	50	14.1	39.8

ALL PURPOSE										
	Team	CI	G	Rush	Rcv	PR	KR	Yards	Yds/G	
1.	Devron Harper	MER	Sr	13	185	513	371	503	1572	118.2
2.	Chandler Smith	SAM	11	61	880	281	0	1222	111.1	
3.	Jay Stanton	SAM	11	971	130	0	0	1101	100.1	
4.	Javin Whatley	UTC	14	9	966	0	440	1415	98.4	
5.	Ty James	MER	Sr	13	1	1130	0	0	1131	89.1
6.	Jamoi Mayes	UTC	Jr	13	3	1037	54	17	1111	89.0
7.	Ryan Ingram	WOF	10	837	11	0	0	848	84.8	
8.	Hunter Rice	VMI	Jr	11	837	6	0	0	843	76.6
9.	Ty King	SAM	11	0	455	0	36	817	74.3	
10.	Branson Adams	WCU	Jr	11	539	266	0	7	812	73.8

PASS EFFICIENCY											
	Team	CI	G	Comp	Att	Int	Pct.	Yards	TD	Eff.	
1.	Cole Gonzales	WCU	11	195	296	7	.659	268	28	168.6	
2.	Chase Artopoulos	UTC	12	165	252	6	.655	236	18	163.0	
3.	Michael Hiery	SAM	11	313	434	8	.721	304	18	141.0	
4.	Carter Peevy	MER	Sr	13	201	303	5	.663	227	11	138.1
5.	Tyler Huff	FUR	11	183	299	6	.612	186	10	120.6	
6.	Haynes Eller	ETSU	11	18	37	2	.486	280	2	119.2	
7.	Grae Underwood	CIT	11	110	219	8	.502	123	5	97.6	

PUNT RETURN AVG									
	Team	CI	G	No.	Yards	TD	Long	Avg.	
1.	Devron Harper	MER	Sr	13	27	371	2	73	13.7

KICK RETURN AVG									
	Team	CI	G	No.	Yards	TD	Long	Avg.	
1.	Devron Harper	MER	Sr	13	21	503	0	43	24.0
2.	Javin Whatley	UTC	14	19	402	0	38	21.2	
3.	Ty King	SAM	11	14	362	0	47	25.9	
4.	W Anderson Jr.	FUR	13	14	361	0	50	25.8	
5.	Romello Jones	CIT	Fr	11	16	326	0	39	20.4
6.	Ivan Thorpe	VMI	9	16	324	0	50	20.2	
7.	Alec Holt	WOF	Sr	11	15	293	0	39	19.5
8.	Ton'Quez Ball	ETSU	Jr	11	13	234	0	32	18.0
9.	Colton Hinton	FUR	13	10	231	0	35	23.1	
10.	Kyle Parsons	WOF	7	9	223	0	39	24.8	

PUNTING									
	Team	CI	G	No.	Yards	Long	Avg.		
1.	Nate Brackett	ETSU	11	67	290	70	43.4		
2.	James Platte	CIT	Jr	11	49	211	61	43.1	
3.	Jack Culbreath	VMI	Sr	11	67	288	76	43.1	
4.	Clayton Crile	UTC	13	58	249	67	43.0		
5.	Ryan Leavy	FUR	Jr	13	67	275	70	41.1	
6.	Stephe Brantley	WCU	11	31	124	59	40.3		
7.	Atkins Roberts	WOF	Sr	11	60	238	70	39.8	
8.	Reice Griffith	MER	13	28	107	58	38.5		
9.	Will Thorley	SAM	11	48	170	53	35.5		

SCORING										
	Team	CI	G	TD	FG	XPT	2XP	Pts	Pts/G	
1.	Richard McCollum	WCU	11	0	14	51	0	90	8.2	
2.	Hunter Rice	VMI	Jr	11	14	0	0	84	7.6	
3.	Jay Stanton	SAM	11	13	0	0	0	78	7.1	
4.	Wil Beaverstock	SAM	11	0	7	40	0	61	5.5	
5.	Dominic Roberto	FUR	12	11	0	0	0	66	5.5	
6.	Clayton Crile	UTC	13	0	15	21	0	66	5.1	
7.	Ian Williams	FUR	Jr	13	0	18	21	66	5.1	
8.	Reice Griffith	MER	13	0	10	37	0	64	4.9	
9.	Bridger Jones	WOF	S	11	0	13	13	0	52	4.7
10.	Carter Peevy	MER	Sr	13	10	0	0	60	4.6	

SCORING (TDs)										
	Team	CI	G	TD	Rush	Pass	Ret.	PAT	Pts	Pts/G
1.	Hunter Rice	VMI	Jr	11	14	14	0	0	84	7.6
2.	Jay Stanton	SAM	11	13	11	2	0	0	78	7.1
3.	Dominic Roberto	FUR	12	11	11	0	0	0	66	5.5
4.	Carter Peevy	MER	Sr	13	10	12	0	0	60	4.6
5.	Censere Lee	WCU	11	8	0	8	0	0	48	4.4
6.	Chandler Smith	SAM	11	8	2	5	1	0	48	4.4
7.	Gino Appleberry	UTC	12	8	8	0	0	1	50	4.2
8.	Javin Whatley	UTC	14	9	0	9	0	0	54	3.9
9.	Ryan Ingram	WOF	10	6	6	0	0	1	38	3.8
10.	Bryson Irby	ETSU	Jr	9	5	5	0	0	30	3.3

FIELD GOALS									
	Team	CI	G	Made	Att.	Pct.	Made/G		
1.	Ian Williams	FUR	Jr	13	18	24	49	1.38	
2.	Richard McCollum	WCU	11	14	15	43	1.27		
3.	Bridger Jones	WOF	S	11	13	17	47	1.18	
4.	Clayton Crile	UTC	13	15	22	48	1.15		
5.	Colby Kintner	CIT	Sr	11	9	11	49	0.82	
6.	Reice Griffith	MER	13	10	15	40	0.77		
7.	Ewan Johnson	ETSU	11	8	13	44	0.73		
8.	Wil Beaverstock	SAM	11	7	12	40	0.64		
9.	Caden Beck	VMI	S	11	6	12	50	0.55	
10.	Axel Lepvreau	FUR	11	1	2	46	0.09		

SCORING (KICK)									
	Team	CI	G	PATs	FGs	Pts	Pts/G		
1.	Richard McCollum	WCU	11	51-52	14-15	90	8.2		
2.	Wil Beaverstock	SAM	11	40-43	7-12	61	5.5		
3.	Ian Williams	FUR	Jr	13	21-21	18-24	66	5.1	
4.	Clayton Crile	UTC	13	21-21	15-22	66	5.1		
5.	Reice Griffith	MER	13	37-37	10-15	64	4.9		
6.	Bridger Jones	WOF	S	11	13-14	13-17	52	4.7	
7.	Ewan Johnson	ETSU	11	24-24	8-13	48	4.4		
8.	Colby Kintner	CIT	Sr	11	9-11	9-11	36	3.3	
9.	Caden Beck	VMI	S	11	17-20	6-12	35	3.2	
10.	Axel Lepvreau	FUR	11	16-16	1-2	19	1.7		

FIELD GOAL PCT									
	Team	CI	G	Made	Att.	Long	Pct.		
1.	Richard McCollum	WCU	11	14	15	43	93.3		
2.	Colby Kintner	CIT	Sr	11	9	11	49	81.8	
3.	Jude Kelley	UTC	4	8	10	48	80.0		
4.	Bridger Jones	WOF	S	11	13	17	47	76.5	
5.	Ian Williams	FUR	Jr	13	18	24	49	7	

# 2023 INDIVIDUAL STATISTICS



Chattanooga defensive lineman Jay Person, the 2023 SoCon Defensive Player of the Year, had 9.5 sacks in 2023.

TACKLES (All positions)	Team	Cl	G	Pos.	Solo	Ast.	Total	Avg/G
1. Noah Martin	SAM	Sr	11	LB	68	41	109	9.9
2. Evan Eller	VMI	Sr	11		50	57	107	9.7
3. David Powers	WOF		11		47	54	101	9.2
4. Chris Hope	ETSU	Jr	11	DB	62	32	94	8.5
5. Eric Rankin	VMI		11		48	43	91	8.3
6. Stephen Scott	ETSU		11		49	40	89	8.1
7. Sheldon Arnold II	ETSU		11	DB	55	34	89	8.1
8. Josh Knapp	VMI		11		44	43	87	7.9
9. Ken Standley	MER	Jr	13	LB	51	46	97	7.5
10. Carson Walker	CIT	Sr	11		57	21	78	7.1
11. Braden Gilby	FUR		13	LB	43	49	92	7.1
12. Christian Dunn	VMI		11		35	40	75	6.8
13. Lance Wise	MER	Sr	13	DB	40	47	87	6.7
14. Evan DiMaggio	FUR	Jr	12		40	39	79	6.6
15. Hugh Ryan	FUR		13		45	38	83	6.4
16. Eli Purcell	WOF	Jr	11		26	41	67	6.1
17. Alex Mitchell	UTC	S	13		39	39	78	6.0
Jaden Mosley	SAM		10		30	30	60	6.0
Alex Oliver	VMI	Sr	9	DB	30	24	54	6.0
20. Marques Thomas	MER	Jr	13		44	33	77	5.9
21. Andreas Keaton	WCU	Jr	11		42	23	65	5.9
John DiRoberto	WOF		11		33	32	65	5.9
23. Garrett Morris	SAM	Sr	10		41	17	58	5.8
24. Thomas Wyatt	CIT	Jr	11		32	29	61	5.5
25. Jordan Walker	UTC	S	13		37	35	72	5.5
26. Josh Battle	UTC	S	13		42	28	70	5.4
27. Jordan Hoskins	ETSU		11		31	28	59	5.4
Va Lealimatafao	WCU		11	LB	29	30	59	5.4
29. Cale Williams	CIT	S	11		38	17	55	5.0
30. Cally Chizik	FUR		13	DB	37	27	64	4.9
31. Kobe Joseph	UTC		12		28	31	59	4.9
32. Jayv Henderson	ETSU		11		36	17	53	4.8
33. Maximus Pulley	WOF		11	DB	25	27	52	4.7
34. Jay Person	UTC	Sr	12		28	28	56	4.7
35. Kourtlan Marsh	SAM	Sr	11	DB	42	9	51	4.6

36. Brandon Maina	WOF		10		15	30	45	4.5
37. Tahj Summey	VMI	Jr	11		26	23	49	4.5
Clay Fields III	UTC		11		36	13	49	4.5
39. Ray Coney	ETSU		11		27	21	48	4.4
Jalen Marshall	WOF		11		25	23	48	4.4
41. Myles Redding	MER		13		37	19	56	4.3
42. Kam Brinson	FUR		13		35	20	55	4.2
Tavion McCarthy	MER		13		33	22	55	4.2
44. Tyrese Ross	SAM		11		28	17	45	4.1
45. Devin Smith	SAM		12		37	12	49	4.1
46. Luke Clark	FUR	Jr	13		22	30	52	4.0
Solomon Zubairu	MER	Sr	13		36	16	52	4.0
CJ Williams	WCU	Jr	11		32	12	44	4.0
Dominick Poole	CIT	Sr	11		31	13	44	4.0
Lee Campbell	WCU	S	11		23	21	44	4.0

## INTERCEPTIONS

	Team	Cl	G	No.	Yards	TD	Long	Avg/G
1. Lance Wise	MER	Sr	13	5	107	2	79	0.38
Cally Chizik	FUR		13	5	20	0	19	0.38
3. Sheldon Arnold	ETSU		11	4	105	1	39	0.36
4. Trav Blackshear	FUR		12	4	120	1	46	0.33
5. Damien Curtis	WOF	Jr	10	3	0	0	0	0.30
6. Jordan Walker	UTC	S	13	3	0	0	0	0.23
7. Dominick Poole	CIT	Sr	11	2	3	0	3	0.18
Maximus Pulley	WOF		11	2	0	0	0	0.18
9. Dan Scianna	FUR	Sr	12	2	68	1	67	0.17
Kobe Joseph	UTC		12	2	60	0	45	0.17

## SACKS

	Team	Cl	G	Pos.	Solo	Ast.	Yards	Avg/G
1. Jay Person	UTC	Sr	12	DL	8	3	9.5	0.79
2. Solomon Zubairu	MER	Sr	13	DL	8	2	9.0	0.69
3. Ben Brewton	UTC	Sr	13	DL	5	4	7.0	0.54
4. Luke Clark	FUR	Jr	13		4	2	5.0	0.38
5. Evan DiMaggio	FUR	Jr	12		4	0	5.0	0.42
6. Joseph Mera	SAM		11		5	0	5.0	0.45
7. Marlon Taylor	UTC	Jr	12		4	2	5.0	0.42
8. Brayden Manley	MER	Fr	10		4	1	4.5	0.45
9. Ken Standley	MER	Jr	13		3	0	4.0	0.31
10. Brandon Maina	WOF		10		4	0	4.0	0.40

## TACKLES FOR LOSS

	Team	Cl	G	Pos.	Solo	Ast.	Total	Avg/G
1. Solomon Zubairu	MER	Sr	13		16	3	17.5	1.35
2. Jay Person	UTC	Sr	12		13	8	17.0	1.42
3. Ken Standley	MER	Jr	13		12	6	15.0	1.15
4. Noah Martin	SAM	Sr	11		11	6	14.0	1.27
5. Evan DiMaggio	FUR	Jr	12		7	7	10.5	0.88
6. Ben Brewton	UTC	Sr	13		7	5	9.5	0.73
7. Eric Rankin	VMI		11		8	3	9.5	0.86
8. Marques Thomas	MER	Jr	13		6	6	9.0	0.69
9. Joseph Mera	SAM		11		8	1	8.5	0.77
10. Marlon Taylor	UTC	Jr	12		6	5	8.5	0.71

## FUMBLES FORCED

	Team	Cl	G	No.	Avg/G	
1. Curtis Fann Jr.	WCU			11	3	0.27
Sheldon Arnold II	ETSU			11	3	0.27
3. Jay Person	UTC	Sr		12	3	0.25
4. Alex Mitchell	UTC	S		13	3	0.23
5. Brayden Manley	MER	Fr		10	2	0.20
C.J. Douglas	SAM			10	2	0.20
7. Evan Eller	VMI	Sr		11	2	0.18
John DiRoberto	WOF			11	2	0.18
Harrison Morgan	WOF			11	2	0.18
10. Ben Brewton	UTC	Sr		13	2	0.15

## FUMBLES RECOVERED

	Team	Cl	G	No.	Avg/G	
1. Maximus Pulley	WOF			11	3	0.27
Sheldon Arnold II	ETSU			11	3	0.27
Kourtlan Marsh	SAM	Sr		11	3	0.27
4. Richie Coffey	MER			13	3	0.23
5. Jaden Mosley	SAM			10	2	0.20
Caden Cameese	MER	S		10	2	0.20
7. Josh Knapp	VMI			11	2	0.18
John DiRoberto	WOF			11	2	0.18
Harrison Morgan	WOF			11	2	0.18
10. Bo Spearman	UTC	Jr		13	2	0.15

## PASSES DEFENDED

	Team	Cl	G	BrUp	Int.	Total	Avg/G
1. Jayvon Henderson	ETSU		11	12	1	13	1.18
2. Travis Blackshear	FUR		12	9	4	13	1.08
3. Clay Fields III	UTC		11	9	1	10	0.91
4. Kourtlan Marsh	SAM	Sr	11	8	1	9	0.82
Rod Gattison	WCU	Sr	11	8	1	9	0.82
6. Alex Oliver	VMI	Sr	9	6	1	7	0.78
7. Devin Smith	SAM		12	9	0	9	0.75
8. Khalil Anderson	ETSU		11	7	1	8	0.73
Sheldon Arnold II	ETSU		11	4	4	8	0.73
10. Amir Annoor	WOF	Jr	11	7	0	7	0.64
CJ Williams	WCU	Jr	11	6	1	7	0.64



SCORING OFFENSE									
	G	TD	FG	XPT	2XP	DXP	Saf	Points	Avg/G
1. Western Carolina	11	48	13	51	1	0	0	380	34.5
2. Samford	11	43	7	40	0	0	0	319	29.0
3. Chattanooga	13	41	23	38	2	0	0	357	27.5
4. Furman	13	42	16	41	0	0	0	341	26.2
5. Mercer	13	36	9	37	2	0	0	284	21.8
6. ETSU	11	23	8	24	0	0	0	186	16.9
7. VMI	11	22	6	17	0	0	0	167	15.2
8. Wofford	11	16	13	13	2	0	0	152	13.8
9. The Citadel	11	12	9	9	1	0	0	110	10.0

SCORING DEFENSE									
	G	TD	FG	XPT	2XP	DXP	Saf	Points	Avg/G
1. Furman	13	30	7	24	2	0	0	229	17.6
2. Mercer	13	32	17	35	0	0	0	278	21.4
3. Western Carolina	11	34	7	33	4	0	0	266	24.2
4. Samford	11	34	10	31	1	0	0	267	24.3
5. Chattanooga	13	39	16	37	0	0	0	319	24.5
6. VMI	11	34	12	34	0	0	0	274	24.9
7. Wofford	11	31	20	30	1	0	0	278	25.3
8. ETSU	11	43	11	44	0	0	0	335	30.5
9. The Citadel	11	51	9	49	1	0	0	384	34.9

TOTAL OFFENSE								
	G	Rush	Pass	Plays	Yards	Avg/P	TD	Avg/G
1. Western Carolina	11	2011	3534	762	5545	7.3	52	504.1
2. Samford	11	1537	3120	824	4657	5.7	42	423.4
3. Chattanooga	13	1805	3176	857	4981	5.8	38	383.2
4. Furman	13	2048	2456	896	4504	5.0	41	346.5
5. Mercer	13	1910	2279	816	4189	5.1	34	322.2
6. VMI	11	1268	2013	714	3281	4.6	22	298.3
7. ETSU	11	1704	1277	645	2981	4.6	21	271.0
8. The Citadel	11	1359	1507	655	2866	4.4	12	260.5
9. Wofford	11	1364	1368	623	2732	4.4	15	248.4

TOTAL DEFENSE								
	G	Rush	Pass	Plays	Yards	Avg/P	TD	Avg/G
1. Furman	13	1255	2853	834	4108	4.9	27	316.0
2. Mercer	13	1628	2858	853	4486	5.3	36	345.1
3. Wofford	11	1807	2090	745	3897	5.2	28	354.3
4. Chattanooga	13	2084	2523	799	4607	5.8	37	354.4
5. VMI	11	2048	2033	745	4081	5.5	31	371.0
6. Western Carolina	11	1683	2400	723	4083	5.6	36	371.2
7. Samford	11	1966	2266	744	4232	5.7	32	384.7
8. ETSU	11	1438	2962	808	4400	5.4	42	400.0
9. The Citadel	11	2123	2529	715	4652	6.5	49	422.9

RUSHING OFFENSE						
	G	Att	Yards	Avg.	TD	Yards/G
1. Western Carolina	11	361	2011	5.6	19	182.8
2. Furman	13	490	2048	4.2	24	157.5
3. ETSU	11	416	1704	4.1	15	154.9
4. Mercer	13	509	1910	3.8	23	146.9
5. Samford	11	372	1537	4.1	24	139.7
6. Chattanooga	13	476	1805	3.8	16	138.8
7. Wofford	11	370	1364	3.7	10	124.0
8. The Citadel	11	393	1359	3.5	6	123.5
9. VMI	11	399	1268	3.2	15	115.3

RUSHING DEFENSE						
	G	Att	Yards	Avg.	TD	Yards/G
1. Furman	13	428	1255	2.9	53	96.5
2. Mercer	13	438	1628	3.7	80	125.2
3. ETSU	11	408	1438	3.5	48	130.7
4. Western Carolina	11	423	1683	4.0	63	153.0
5. Chattanooga	13	430	2084	4.8	81	160.3
6. Wofford	11	422	1807	4.3	56	164.3
7. Samford	11	412	1966	4.8	70	178.7
8. VMI	11	448	2048	4.6	83	186.2
9. The Citadel	11	427	2123	5.0	50	193.0

PASS OFFENSE									
	G	Comp	Att	Int	Pct.	Yards	Avg.	TD	Avg/G
1. Western Carolina	11	261	401	13	65.1	3534	8.8	33	321.3
2. Samford	11	322	452	8	71.2	3120	6.9	18	283.6
3. Chattanooga	13	228	381	12	59.8	3176	8.3	22	244.3
4. Furman	13	243	406	8	59.9	2456	6.0	17	188.9
5. VMI	11	189	315	10	60.0	2013	6.4	7	183.0
6. Mercer	13	202	307	5	65.8	2279	7.4	11	175.3
7. The Citadel	11	137	262	9	52.3	1507	5.8	6	137.0
8. Wofford	11	138	253	7	54.5	1368	5.4	5	124.4
9. ETSU	11	102	229	12	44.5	1277	5.6	6	116.1

PASS DEFENSE									
	G	Comp	Att	Int	Pct.	Yards	Avg.	TD	Avg/G
1. VMI	11	189	297	4	63.6	2033	6.8	11	184.8
2. Wofford	11	185	323	9	57.3	2090	6.5	11	190.0
3. Chattanooga	13	219	369	10	59.3	2523	6.8	16	194.1
4. Samford	11	212	332	7	63.9	2266	6.8	12	206.0
5. Western Carolina	11	180	300	9	60.0	2400	8.0	17	218.2
6. Furman	13	243	406	18	59.9	2853	7.0	16	219.5
7. Mercer	13	248	415	14	59.8	2858	6.9	22	219.8
8. The Citadel	11	209	288	6	72.6	2529	8.8	23	229.9
9. ETSU	11	254	400	7	63.5	2962	7.4	21	269.3

PASS EFFICIENCY									
	G	Comp	Att	Int	Pct.	Yards	TD	Effic.	
1. Western Carolina	11	261	401	13	65.1	3534	33	159.8	
2. Chattanooga	13	228	381	12	59.8	3176	22	142.6	
3. Samford	11	322	452	8	71.2	3120	18	138.8	
4. Mercer	13	202	307	5	65.8	2279	11	136.7	
5. Furman	13	243	406	8	59.9	2456	17	120.5	
6. VMI	11	189	315	10	60.0	2013	7	114.7	
7. The Citadel	11	137	262	9	52.3	1507	6	101.3	
8. Wofford	11	138	253	7	54.5	1368	5	101.0	
9. ETSU	11	102	229	12	44.5	1277	6	89.5	

PASS DEFENSE EFFIC.									
	G	Comp	Att	Int	Pct.	Yards	TD	Effic.	
1. Wofford	11	185	323	9	57.3	2090	11	117.3	
2. Furman	13	243	406	18	59.9	2853	16	123.0	
3. Chattanooga	13	219	369	10	59.3	2523	16	125.7	
4. Mercer	13	248	415	14	59.8	2858	22	128.4	
5. Samford	11	212	332	7	63.9	2266	12	128.9	
6. VMI	11	189	297	4	63.6	2033	11	130.7	
7. ETSU	11	254	400	7	63.5	2962	21	139.5	
8. Western Carolina	11	180	300	9	60.0	2400	17	139.9	
9. The Citadel	11	209	288	6	72.6	2529	23	168.5	

KICKOFF RETURNS					
	G	No.	Yards	TD	Avg.
1. Furman	13	27	612	0	22.7
2. Samford	11	24	517	0	21.5
3. Chattanooga	13	22	457	0	20.8
4. Mercer	13	32	661	0	20.7
5. Wofford	11	32	619	0	19.3
6. VMI	11	28	529	0	18.9
7. The Citadel	11	31	557	0	18.0
8. ETSU	11	25	436	0	17.4
9. Western Carolina	11	26	451	0	17.3

PUNT RETURN AVG					
	G	No.	Yards	TD	Avg.
1. ETSU	11	16	275	1	17.2
2. Samford	11	19	281	1	14.8
3. Mercer	13	28	339	2	12.1
4. Western Carolina	11	23	261	0	11.3
5. Furman	13	19	178	0	9.4
6. Chattanooga	13	14	102	0	7.3
7. VMI	11	16	105	0	6.6
8. Wofford	11	11	54	0	4.9
9. The Citadel	11	5	0	0	0.0

PUNTING								
	G	No.	Yards	Avg/P	Ret.	Avg.	TB	Net/P
1. ETSU	11	67	2906	43.4	326	4.9	4	37.3
2. The Citadel	11	52	2221	42.7	268	5.2	1	37.2
3. Wofford	11	65	2552	39.3	61	0.9	4	37.1
4. Furman	13	69	2767	40.1	240	3.5	4	35.5
5. Chattanooga	13	62	2597	41.9	346	5.6	4	35.0
6. Samford	11	48	1705	35.5	10	0.2	2	34.5
7. Western Carolina	11	32	1248	39.0	77	2.4	4	34.1
8. Mercer	13	73	2684	36.8	161	2.2	5	33.2
9. VMI	11	71	2778	39.1	315	4.4	6	33.0

KICKOFF COVERAGE								
	G	No.	Yds	Avg	Retn	TB	NetAvg	
1. Furman	13	75	4623	61.6	342	54	42.7	
2. Samford	11	60	3494	58.2	822	11	40.9	
3. ETSU	11	44	2662	60.5	556	16	40.6	
4. Western Carolina	11	73	4126	56.5	807	19	40.3	
5. Chattanooga	13	75	4270	56.9	649	32	39.7	
6. Wofford	11	39	2222	57.0	419	13	39.6	
7. VMI	11	38	2132	56.1	411	11	39.5	
8. Mercer	13	64	3438	53.7	854	4	39.1	
9. The Citadel	11	30	1444	48.1	244	6	36.0	

TURNOVER MARGIN									
	G	Gained			Lost			Per/G	
		Fumb	Int	Total	Fumb	Int	Total Margin		
1. Furman	13	9	18	27	2	8	10	+17	1.31
2. Mercer	13	11	14	25	13	5	18	+7	0.54
3. Chattanooga	13	10	10	20	4	12	16	+4	0.31
4. Samford	11	7	7	14	3	8	11	+3	0.27
5. Wofford	11	7	9	16	8	7	15	+1	0.09
6. VMI	11	7	4	11	7	10	17	-6	-0.55
7. Western Carolina	11	5	9	14	8	13	21	-7	-0.64
8. ETSU	11	6	7	13	13	12	25	-12	-1.09
The Citadel	11	3	6	9	12	9	21	-12	-1.09

FIRST DOWNS					
	G	Rush	Pass	Pen	Total
1. Western Carolina	11	106	153	25	285
2. Chattanooga	13	92	144	34	270
3. Samford	11	97	142	18	257
4. Furman	13				

# 2023 TEAM STATISTICS



OPPONENT 1ST DOWNS	G	Rush	Pass	Pen	Total
1. VMI	11	100	88	9	198
2. Chattanooga	13	94	109	11	214
3. Furman	13	77	119	21	217
4. Wofford	11	102	98	21	221
Western Carolina	11	88	107	26	221
6. Samford	11	108	96	22	226
7. Mercer	13	93	118	21	232
8. ETSU	11	83	136	27	246
9. The Citadel	11	113	123	19	255

3RD-DOWN CONVERSIONS	G	Conv.	Att.	Pct.
1. Western Carolina	11	57	129	44.2
2. Samford	11	67	159	42.1
3. Furman	13	80	198	40.4
4. Chattanooga	13	64	168	38.1
5. Mercer	13	57	167	34.1
6. The Citadel	11	50	150	33.3
7. VMI	11	49	152	32.2
8. Wofford	11	35	137	25.5
9. ETSU	11	35	139	25.2

OPP 3RD-DN CONVERT	G	Conv.	Att.	Pct.
1. Furman	13	58	182	31.9
2. Samford	11	52	148	35.1
3. Mercer	13	67	186	36.0
4. Chattanooga	13	65	174	37.4
5. VMI	11	57	152	37.5
6. ETSU	11	63	156	40.4
7. Wofford	11	63	153	41.2
8. The Citadel	11	47	112	42.0
9. Western Carolina	11	62	147	42.2

4TH-DOWN CONVERSIONS	G	Conv.	Att.	Pct.
1. ETSU	11	9	15	60.0
2. Wofford	11	8	14	57.1
3. Mercer	13	10	18	55.6
4. Chattanooga	13	4	8	50.0
5. The Citadel	11	13	29	44.8
6. Samford	11	10	23	43.5
7. Furman	13	7	17	41.2
8. Western Carolina	11	9	22	40.9
9. VMI	11	4	12	33.3

OPP 4TH-DN CONVERT	G	Conv.	Att.	Pct.
1. Furman	13	10	26	38.5
2. Chattanooga	13	8	18	44.4
3. Samford	11	13	26	50.0
VMI	11	11	22	50.0
5. Western Carolina	11	9	16	56.2
6. Mercer	13	16	28	57.1
7. The Citadel	11	12	20	60.0
8. Wofford	11	8	13	61.5
9. ETSU	11	11	17	64.7

SACKS BY	G	No.	Yards
1. Furman	13	38	228
2. Chattanooga	13	36	204
3. Mercer	13	30	150
4. Western Carolina	11	20	109
5. Wofford	11	17	100
ETSU	11	17	128
VMI	11	17	91
8. Samford	11	15	71
9. The Citadel	11	10	86

SACKS AGAINST	G	No.	Yards
1. The Citadel	11	7	53
2. Western Carolina	11	10	54
3. Chattanooga	13	18	92
4. Furman	13	22	120
5. ETSU	11	26	150
6. Wofford	11	30	202
7. Mercer	13	33	215
8. VMI	11	35	243
9. Samford	11	39	227

PENALTIES	G	No.	Yards	Avg/G
1. Chattanooga	13	63	525	40.4
2. VMI	11	49	480	43.6
3. Furman	13	63	571	43.9
4. The Citadel	11	61	526	47.8
5. Mercer	13	77	694	53.4
6. Samford	11	61	643	58.5
7. ETSU	11	69	651	59.2
8. Wofford	11	81	663	60.3
9. Western Carolina	11	75	693	63.0

OPPONENT PENALTIES	G	No.	Yards	Avg/G
1. Chattanooga	13	84	841	64.7
2. Western Carolina	11	63	687	62.5
3. The Citadel	11	74	654	59.5
4. VMI	11	68	626	56.9
5. ETSU	11	64	608	55.3
6. Mercer	13	76	703	54.1
7. Furman	13	74	674	51.8
8. Samford	11	61	536	48.7
9. Wofford	11	60	482	43.8

FIELD GOALS	G	Made	Att	Pct.
1. Western Carolina	11	14	15	.933
2. The Citadel	11	9	11	.818
3. Wofford	11	13	17	.765
4. Furman	13	19	26	.731
5. Chattanooga	13	23	32	.719
6. Mercer	13	10	15	.667
7. ETSU	11	8	13	.615
8. Samford	11	7	12	.583
9. VMI	11	6	12	.500

PAT KICKING	G	Made	Att	Pct.
1. Furman	13	41	41	1.000
Mercer	13	37	37	1.000
ETSU	11	24	24	1.000
4. Western Carolina	11	51	52	.981
5. Chattanooga	13	38	39	.974
6. Samford	11	40	43	.930
7. Wofford	11	13	14	.929
8. VMI	11	17	20	.850
9. The Citadel	11	9	11	.818

TIME OF POSSESSION	G	Poss. Time	Avg/G
1. Chattanooga	13	419:14	32:14
2. Furman	13	406:45	31:17
3. Mercer	13	393:29	30:16
4. The Citadel	11	329:43	29:58
5. VMI	11	318:32	28:57
ETSU	11	318:29	28:57
7. Western Carolina	11	309:09	28:06
8. Wofford	11	305:55	27:48
9. Samford	11	302:11	27:28

RED ZONE OFFENSE	G	RedZone	Pct.	TDs	R/P	FG-Att	TurnO
1. Chattanooga	13	41-46	89.1	24	14-10	17-19	2
2. Furman	13	48-55	87.3	34	21-13	14-18	1
3. Wofford	11	16-20	80.0	9	7-2	7-7	1
4. Western Carolina	11	43-55	78.2	33	15-18	10-11	5
5. Samford	11	32-42	76.2	26	17-9	6-10	2
6. Mercer	13	32-43	74.4	23	17-6	9-13	3
7. ETSU	11	21-29	72.4	13	9-4	8-10	2
8. VMI	11	20-29	69.0	16	12-4	4-8	4
9. The Citadel	11	13-26	50.0	7	6-1	6-6	5

RED ZONE DEFENSE	G	RedZone	Pct.	TDs	R/P	FG-Att	TurnO
1. Samford	11	28-40	70.0	20	16-4	8-10	2
2. Furman	13	18-25	72.0	16	9-7	2-4	4
3. VMI	11	28-38	73.7	19	13-6	9-10	1
4. Western Carolina	11	32-41	78.0	28	16-12	4-9	3
5. Chattanooga	13	28-35	80.0	18	12-6	10-12	3
6. Mercer	13	41-49	83.7	25	10-15	16-19	3
7. The Citadel	11	47-56	83.9	40	24-16	7-9	3
8. Wofford	11	38-45	84.4	22	14-8	16-20	1
9. ETSU	11	34-39	87.2	27	19-8	7-8	2

ON-SIDE KICK SUCCESS	G	OnSide	Percent
1. The Citadel	11	1-1	100.0
Wofford	11	1-1	100.0
3. VMI	11	0-0	0.0
Western Carolina	11	0-0	0.0
Chattanooga	13	0-0	0.0
Mercer	13	0-0	0.0
ETSU	11	0-0	0.0
Furman	13	0-0	0.0
Samford	11	0-0	0.0

ON-SIDE KICK ALLOWED	G	OnSide	Percent
1. The Citadel	11	0-0	0.0
Wofford	11	0-0	0.0
VMI	11	0-0	0.0
Western Carolina	11	0-0	0.0
Chattanooga	13	0-0	0.0
Samford	11	0-0	0.0
Furman	13	0-0	0.0
8. ETSU	11	1-1	100.0
Mercer	13	1-1	100.0

SoConSPORTS.COM



**Points scored**

30	Desmond Reid (Western Carolina) at The Citadel (Sep 30, 2023)
24	Tyler Huff (Furman) at Kennesaw St. (Sep 16, 2023)
24	Javin Whatley (Chattanooga) vs WESTERN CAROLINA (Oct 07, 2023)
24	Hunter Rice (VMI) vs WESTERN CAROLINA (Nov 18, 2023)

**Touchdowns**

5	Desmond Reid (Western Carolina) at The Citadel (Sep 30, 2023)
4	Tyler Huff (Furman) at Kennesaw St. (Sep 16, 2023)
4	Javin Whatley (Chattanooga) vs WESTERN CAROLINA (Oct 07, 2023)
4	Hunter Rice (VMI) vs WESTERN CAROLINA (Nov 18, 2023)

**TD responsibility**

5	Michael Hiers (Samford) vs SHORTER (Aug 31)	[0r,5p]
5	Cole Gonzales (Western Carolina) vs CHARLESTON SO. (Sep 23)	[0r,5p]
5	Desmond Reid (Western Carolina) at The Citadel (Sep 30)	[5r,0p]
5	Chase Artopoulos (Chattanooga) vs WESTERN CAROLINA (Oct 07)	[0r,5p]
5	Cole Gonzales (Western Carolina) vs MERCER (Oct 28)	[0r,5p]
5	Cole Gonzales (Western Carolina) vs ETSU (Nov 11)	[0r,5p]

**Points scored kicking**

16	Clayton Crile (Chattanooga) at Mercer (Oct 14, 2023)	[5fg,1pat]
16	Richard McCollum (Western Carolina) vs ETSU (Nov 11, 2023)	[3fg,7pat]

**Total offense yards**

430	Cole Gonzales (Western Carolina) vs MERCER (Oct 28, 2023)	[42r,388p]
424	Ailym Ford (Chattanooga) at North Alabama (Sep 02, 2023)	[126r,298p]

**Total offense plays**

72	Ailym Ford (Chattanooga) at North Alabama (Sep 02, 2023)	[29r,43p]
61	Michael Hiers (Samford) vs FURMAN (Oct 14, 2023)	[13r,48p]

**Total offense yards/play (min. 20 plays)**

30.0	Brayden Smith (Mercer) at The Citadel (Nov 04, 2023)	[2-60]
24.0	Devron Harper (Mercer) vs MOREHEAD ST. (Sep 09, 2023)	[3-72]

**Rushing yards**

211	Desmond Reid (Western Carolina) at Chattanooga (Oct 07, 2023)
208	Hunter Rice (VMI) vs CHATTANOOGA (Oct 28, 2023)

**Rushing attempts**

31	Domini Roberto (Furman) at Western Carolina (Oct 21, 2023)
29	Ailym Ford (Chattanooga) at North Alabama (Sep 02, 2023)
29	Desmond Reid (Western Carolina) at Eastern Ky. (Sep 16, 2023)

**Yards per rush (min. 15 carries)**

30.0	Brayden Smith (Mercer) at The Citadel (Nov 04, 2023)	[2-60]
24.0	Devron Harper (Mercer) vs MOREHEAD ST. (Sep 09, 2023)	[3-72]

**Rushing TDs**

5	Desmond Reid (Western Carolina) at The Citadel (Sep 30, 2023)
4	Tyler Huff (Furman) at Kennesaw St. (Sep 16, 2023)
4	Hunter Rice (VMI) vs WESTERN CAROLINA (Nov 18, 2023)

**Longest rush**

83	Ryan Ingram (Wofford) at VMI (Sep 23, 2023)
76	Al Wooten II (Mercer) vs VMI (Sep 30, 2023)

**Passing yards**

399	Chase Artopoulos (Chattanooga) vs WESTERN CAROLINA (Oct 07, 2023)
388	Cole Gonzales (Western Carolina) vs MERCER (Oct 28, 2023)

**Passing attempts**

51	Cole Gonzales (Western Carolina) vs MERCER (Oct 28, 2023)
49	Michael Hiers (Samford) vs ETSU (Sep 30, 2023)

**Passing TDs**

5	Michael Hiers (Samford) vs SHORTER (Aug 31, 2023)
5	Cole Gonzales (Western Carolina) vs CHARLESTON SO. (Sep 23, 2023)
5	Chase Artopoulos (Chattanooga) vs WESTERN CAROLINA (Oct 07, 2023)
5	Cole Gonzales (Western Carolina) vs MERCER (Oct 28, 2023)
5	Cole Gonzales (Western Carolina) vs ETSU (Nov 11, 2023)

**Longest pass**

75	Bryc Corrison (Wofford) at Pitt (Sep 02, 2023)
75	Dusti Fletcher (The Citadel) vs CAMPBELL (Sep 09, 2023)
75	Carter Peevy (Mercer) vs MOREHEAD ST. (Sep 09, 2023)

**Passes completed**

41	Michael Hiers (Samford) vs ETSU (Sep 30, 2023)
36	Michael Hiers (Samford) vs FURMAN (Oct 14, 2023)

**Had intercepted**

3	Mateo Sudipo (Western Carolina) at Arkansas (Sep 02, 2023)
3	William Riddle (ETSU) at Furman (Oct 28, 2023)
3	Cole Gonzales (Western Carolina) vs MERCER (Oct 28, 2023)

**Pass completion percentage (min. 10 attempts)**

87.5	Cole Gonzales (Western Carolina) vs CHARLESTON SO. (Sep 23)	[14-16]
83.7	Michael Hiers (Samford) vs ETSU (Sep 30)	[41-49]

**Pass yards/attempt (min. 10 attempts)**

22.8	Taron Dickens (Western Carolina) vs CHARLESTON SO. (Sep 23)	[4-91]
18.7	Cole Gonzales (Western Carolina) vs CHARLESTON SO. (Sep 23)	[16-299]

**Pass yards/catch (min. 10 attempts)**

30.3	Taron Dickens (Western Carolina) vs CHARLESTON SO. (Sep 23)	[3-91]
21.4	Cole Gonzales (Western Carolina) vs CHARLESTON SO. (Sep 23)	[14-299]

**Receiving yards**

285	Ty James (Mercer) at ETSU (Oct 07, 2023)
231	Javin Whatley (Chattanooga) vs WESTERN CAROLINA (Oct 07, 2023)

**Receptions**

14	Ty James (Mercer) at ETSU (Oct 07, 2023)
13	TEAM (Western Carolina) at Arkansas (Sep 02, 2023)

**Yards per catch (min. 3 catches)**

47.0	David White (Western Carolina) at Eastern Ky. (Sep 16)	[2-94]
43.0	Censere Lee (Western Carolina) vs CHARLESTON SO. (Sep 23)	[2-86]

**Receiving TDs**

4	Javin Whatley (Chattanooga) vs WESTERN CAROLINA (Oct 07, 2023)
2	Chandler Smith (Samford) vs SHORTER (Aug 31, 2023)
2	Sam Phillips (Chattanooga) vs KENNESAW ST. (Sep 09, 2023)
2	Censere Lee (Western Carolina) at Eastern Ky. (Sep 16, 2023)
2	AJ Colombo (Western Carolina) vs CHARLESTON SO. (Sep 23, 2023)
2	Ty James (Mercer) at ETSU (Oct 07, 2023)
2	Censere Lee (Western Carolina) at Chattanooga (Oct 07, 2023)
2	Brendan Jenkins (Samford) vs FURMAN (Oct 14, 2023)
2	Jamoi Mayes (Chattanooga) vs ETSU (Oct 21, 2023)
2	Ajay Belanger (Western Carolina) vs MERCER (Oct 28, 2023)
2	David White (Western Carolina) vs ETSU (Nov 11, 2023)

**Longest reception**

75	Tyler Parker (Wofford) at Pitt (Sep 02, 2023)
75	Tyson Trottier (The Citadel) vs CAMPBELL (Sep 09, 2023)
75	Ty James (Mercer) vs MOREHEAD ST. (Sep 09, 2023)

**Field goal attempts**

5	Clayton Crile (Chattanooga) at Mercer (Oct 14, 2023)
4	Jude Kelley (Chattanooga) at North Alabama (Sep 02, 2023)
4	Ewan Johnson (ETSU) vs MERCER (Oct 07, 2023)
4	Clayton Crile (Chattanooga) vs ETSU (Oct 21, 2023)
4	Colby Kintner (The Citadel) at ETSU (Nov 18, 2023)
4	Ian Williams (Furman) vs CHATTANOOGA (Dec 02, 2023)

**Field goals made**

5	Clayton Crile (Chattanooga) at Mercer (Oct 14, 2023)
4	Ian Williams (Furman) vs CHATTANOOGA (Dec 02, 2023)

**Longest field goal**

50	Caden Beck (VMI) at The Citadel (Oct 14, 2023)
49	Colby Kintner (The Citadel) at Chattanooga (Sep 16, 2023)
49	Ian Williams (Furman) vs VMI (Nov 11, 2023)
49	Colby Kintner (The Citadel) at ETSU (Nov 18, 2023)

**Field goal percentage (min. 4 attempts)**

100.0	Clayton Crile (Chattanooga) at Mercer (Oct 14)	[5-5]
100.0	Ian Williams (Furman) vs CHATTANOOGA (Dec 02)	[4-4]

**PAT kicks attempted**

11	Richard McCollum (Western Carolina) vs CHARLESTON SO. (Sep 23)
10	Wilson Beaverstock (Samford) vs SHORTER (Aug 31)

# 2023 INDIVIDUAL HIGHS

## PAT kicks made

11	Richard McCollum (Western Carolina) vs CHARLESTON SO. (Sep 23)
9	Wilson Beaverstock (Samford) vs SHORTER (Aug 31)

## PAT kicks percentage (min. 4 attempts)

100.0	Richard McCollum (Western Carolina) vs CHARLESTON SO. (Sep 23)	[11-11]
100.0	Richard McCollum (Western Carolina) at The Citadel (Sep 30)	[7-7]
100.0	Richa McCollum (Western Carolina) at Chattanooga (Oct 07)	[7-7]
100.0	Richa McCollum (Western Carolina) vs ETSU (Nov 11)	[7-7]
100.0	Ewan Johnson (ETSU) vs CARSON-NEWMAN (Sep 09)	[6-6]
100.0	Jude Kelley (Chattanooga) vs THE CITADEL (Sep 16)	[6-6]
100.0	Wil Beaverstock (Samford) vs ETSU (Sep 30)	[6-6]
100.0	Reice Griffith (Mercer) at Western Carolina (Oct 28)	[6-6]
100.0	Ian Williams (Furman) vs MERCER (Sep 23)	[5-5]
100.0	Reice Griffith (Mercer) vs VMI (Sep 30)	[5-5]
100.0	Ewan Johnson (ETSU) vs WOFFORD (Oct 14)	[5-5]
100.0	Richa McCollum (Western Carolina) vs MERCER (Oct 28)	[5-5]
100.0	Reice Griffith (Mercer) at The Citadel (Nov 04)	[5-5]
100.0	Ewan Johnson (ETSU) vs THE CITADEL (Nov 18)	[5-5]
100.0	Charles Watson (Furman) vs TENNESSEE TECH (Aug 31)	[4-4]
100.0	Reice Griffith (Mercer) vs MOREHEAD ST. (Sep 09)	[4-4]
100.0	Ewan Johnson (ETSU) at Samford (Sep 30)	[4-4]
100.0	Clayton Crile (Chattanooga) vs WESTERN CAROLINA (Oct 07)	[4-4]
100.0	Wil Beaverstock (Samford) at Wofford (Oct 07)	[4-4]
100.0	Reice Griffith (Mercer) vs WOFFORD (Oct 21)	[4-4]
100.0	Clayton Crile (Chattanooga) vs ETSU (Oct 21)	[4-4]
100.0	Caden Beck (VMI) at ETSU (Nov 04)	[4-4]

## Punts

12	Ryan Leavy (Furman) at Montana (Dec 08, 2023)
10	Reice Griffith (Mercer) vs GARDNER-WEBB (Nov 25, 2023)

## Yards punted

461	Ryan Leavy (Furman) at Montana (Dec 08, 2023)	[12-461]
431	Jack Culbreath (VMI) vs WOFFORD (Sep 23, 2023)	[9-431]

## Longest punt

76	Jack Culbreath (VMI) vs SAMFORD (Oct 21, 2023)
70	Nate Brackett (ETSU) vs CARSON-NEWMAN (Sep 09, 2023)
70	Ryan Leavy (Furman) vs THE CITADEL (Oct 07, 2023)
70	Atkins Roberts (Wofford) vs SAMFORD (Oct 07, 2023)

## Punting average (min. 2 attempts)

57.5	Ryan Leavy (Furman) vs THE CITADEL (Oct 07, 2023)	[2-115]
51.2	Ryan Leavy (Furman) vs TENNESSEE TECH (Aug 31, 2023)	[4-205]

## Punt returns

5	AJ Colombo (Western Carolina) vs CHARLESTON SO. (Sep 23, 2023)
5	Devron Harper (Mercer) vs VMI (Sep 30, 2023)
5	Corey Washington (Western Carolina) vs ETSU (Nov 11, 2023)

## Punt return yards

111	Chandler Smith (Samford) vs UT MARTIN (Nov 18, 2023)
100	Devron Harper (Mercer) vs VMI (Sep 30, 2023)

## Longest punt return

90	Chandler Smith (Samford) vs UT MARTIN (Nov 18, 2023)
73	Devron Harper (Mercer) vs VMI (Sep 30, 2023)

## Punt return TDs

1	Devron Harper (Mercer) vs MOREHEAD ST. (Sep 09, 2023)
1	Devron Harper (Mercer) vs VMI (Sep 30, 2023)
1	Ton'Quez Ball (ETSU) at Furman (Oct 28, 2023)
1	Chandler Smith (Samford) vs UT MARTIN (Nov 18, 2023)

## Punt return average (min. 2 attempts)

38.0	Devron Harper (Mercer) vs MOREHEAD ST. (Sep 09, 2023)	[2-76]
27.8	Chandler Smith (Samford) vs UT MARTIN (Nov 18, 2023)	[4-111]

## Kick returns

6	Ivan Thorpe (VMI) vs SAMFORD (Oct 21, 2023)
5	Kyle Parsons (Wofford) at William & Mary (Sep 09, 2023)
5	Javin Whatley (Chattanooga) vs WESTERN CAROLINA (Oct 07, 2023)

## Kick return yards

116	Javin Whatley (Chattanooga) vs WESTERN CAROLINA (Oct 07, 2023)
114	Ivan Thorpe (VMI) vs SAMFORD (Oct 21, 2023)

## Kick return average (min. 2 attempts)

38.5	Ty King (Samford) vs UT MARTIN (Nov 18, 2023)	[2-77]
37.0	W Anderson Jr. (Furman) at Kennesaw St. (Sep 16, 2023)	[2-74]

## Longest kick return

59	DJ Rias (Samford) vs SHORTER (Aug 31, 2023)
50	Ivan Thorpe (VMI) at Bucknell (Sep 09, 2023)
50	W Anderson Jr. (Furman) at Kennesaw St. (Sep 16, 2023)

## Combined PR/KR yards

157	Devron Harper (Mercer) vs VMI (Sep 30, 2023)	[100pr-57kr]
150	Devron Harper (Mercer) vs MOREHEAD ST. (Sep 09, 2023)	[76pr-74kr]

## Interceptions

2	Maximus Pulley (Wofford) at VMI (Sep 23, 2023)
2	Sheldon Arnold (ETSU) at Samford (Sep 30, 2023)
2	Damien Curtis (Wofford) vs CHATTANOOGA (Sep 30, 2023)
2	Samaurie Dukes (Western Carolina) vs ETSU (Nov 11, 2023)
2	Myles Westron (Mercer) vs GARDNER-WEBB (Nov 25, 2023)

## Interception return yards

79	Lance Wise (Mercer) vs WOFFORD (Oct 21, 2023)
78	Kam Brown (Chattanooga) at Samford (Sep 23, 2023)

## Interception return average (min. 2 attempts)

16.0	Sheldon Arnold (ETSU) at Samford (Sep 30, 2023)	[2-32]
0.0	Maximus Pulley (Wofford) at VMI (Sep 23, 2023)	[2-0]
0.0	Damien Curtis (Wofford) vs CHATTANOOGA (Sep 30, 2023)	[2-0]
0.0	Samaurie Dukes (Western Carolina) vs ETSU (Nov 11, 2023)	[2-0]
0.0	Myles Westron (Mercer) vs GARDNER-WEBB (Nov 25, 2023)	[2-0]

## Longest interception return

79	Lance Wise (Mercer) vs WOFFORD (Oct 21, 2023)
78	Kam Brown (Chattanooga) at Samford (Sep 23, 2023)

## Interception return TDs

1	Travis Blackshear (Furman) vs TENNESSEE TECH (Aug 31, 2023)
1	Dan Scianna (Furman) vs TENNESSEE TECH (Aug 31, 2023)
1	Alex Mitchell (Chattanooga) at Samford (Sep 23, 2023)
1	Kam Brown (Chattanooga) at Samford (Sep 23, 2023)
1	Ed Jones IV (Western Carolina) at Chattanooga (Oct 07, 2023)
1	Sheldon Arnold (ETSU) vs WOFFORD (Oct 14, 2023)
1	Lance Wise (Mercer) vs WOFFORD (Oct 21, 2023)
1	Lance Wise (Mercer) at Western Carolina (Oct 28, 2023)
1	Ken Standley (Mercer) at The Citadel (Nov 04, 2023)

## All-purpose yards

353	Javin Whatley (Chattanooga) vs WESTERN CAROLINA (Oct 07, 2023)
322	Devron Harper (Mercer) vs MOREHEAD ST. (Sep 09, 2023)

## Tackles

19.0	Noah Martin (Samford) at Mercer (Nov 11, 2023)	[14-5]
18.0	David Powers (Wofford) vs SAMFORD (Oct 07, 2023)	[4-14]

## Sacks

2.5	Jack Barton (Furman) at Samford (Oct 14, 2023)	[2-1]
2.0	Evan DiMaggio (Furman) at Samford (Oct 14, 2023)	[2-0]
2.0	Solomon Zubairu (Mercer) vs WOFFORD (Oct 21, 2023)	[2-0]
2.0	Brandon Maina (Wofford) at Mercer (Oct 21, 2023)	[2-0]
2.0	Jay Person (Chattanooga) vs ETSU (Oct 21, 2023)	[2-0]
2.0	Evan DiMaggio (Furman) at Western Carolina (Oct 21, 2023)	[2-0]
2.0	Jay Person (Chattanooga) vs FURMAN (Nov 04, 2023)	[2-0]
2.0	Jeremi Jackson (Furman) at Chattanooga (Nov 04, 2023)	[2-0]
2.0	Luke Clark (Furman) vs VMI (Nov 11, 2023)	[2-0]
2.0	Solomon Zubairu (Mercer) vs SAMFORD (Nov 11, 2023)	[2-0]
2.0	Marlon Taylor (Chattanooga) at Austin Peay (Nov 25, 2023)	[2-0]

## Tackles for loss

4.0	Jay Person (Chattanooga) at Mercer (Oct 14, 2023)	[3-2]
4.0	Solomon Zubairu (Mercer) vs SAMFORD (Nov 11, 2023)	[4-0]



<b>Points</b>	
77	Western Carolina vs CHARLESTON SO. (Sep 23)
69	Samford vs SHORTER (Aug 31)
<b>Points scored kicking</b>	
16	Chattanooga at Mercer (Oct 14, 2023) [5fg,1pat]
16	Western Carolina vs ETSU (Nov 11, 2023) [3fg,7pat]
<b>Touchdowns</b>	
11	Western Carolina vs CHARLESTON SO. (Sep 23)
10	Samford vs SHORTER (Aug 31)
<b>Total offense yards</b>	
687	Western Carolina vs ETSU (Nov 11) [174r,513p]
683	Western Carolina vs CHARLESTON SO. (Sep 23) [237r,446p]
<b>Total offense plays</b>	
91	Samford vs ETSU (Sep 30, 2023) [42r,49p]
87	Samford at Wofford (Oct 07, 2023) [44r,43p]
<b>Total offense yards/play</b>	
11.5	Western Carolina at Chattanooga (Oct 07) [48-551]
10.7	Western Carolina vs CHARLESTON SO. (Sep 23) [64-683]
<b>Rushing yards</b>	
334	Furman at Western Carolina (Oct 21, 2023)
298	Mercer vs VMI (Sep 30, 2023)
<b>Rushing attempts</b>	
53	Mercer vs North Alabama (Aug 26, 2023)
51	VMI vs WOFFORD (Sep 23, 2023)
<b>Yards per rush</b>	
12.0	Western Carolina at Chattanooga (Oct 07) [23-275]
7.0	Furman at Western Carolina (Oct 21) [48-334]
<b>Rushing TDs</b>	
5	Samford vs SHORTER (Aug 31, 2023)
5	Western Carolina at The Citadel (Sep 30, 2023)
5	Samford vs ETSU (Sep 30, 2023)
<b>Longest rush</b>	
83	Wofford at VMI (Sep 23, 2023)
76	Mercer vs VMI (Sep 30, 2023)
<b>Passing yards</b>	
513	Western Carolina vs ETSU (Nov 11)
446	Western Carolina vs CHARLESTON SO. (Sep 23)
<b>Passing attempts</b>	
52	Western Carolina vs MERCER (Oct 28, 2023)
52	Western Carolina vs ETSU (Nov 11, 2023)
<b>Passing TDs</b>	
7	Western Carolina vs CHARLESTON SO. (Sep 23)
6	Western Carolina vs ETSU (Nov 11)
<b>Longest pass</b>	
75	Wofford at Pitt (Sep 02, 2023)
75	The Citadel vs CAMPBELL (Sep 09, 2023)
75	Mercer vs MOREHEAD ST. (Sep 09, 2023)
<b>Passes completed</b>	
41	Samford vs ETSU (Sep 30, 2023)
36	Samford vs FURMAN (Oct 14, 2023)
<b>Had intercepted</b>	
4	Western Carolina at Arkansas (Sep 02, 2023)
3	ETSU at Furman (Oct 28, 2023)
3	Western Carolina vs MERCER (Oct 28, 2023)
3	ETSU at Western Carolina (Nov 11, 2023)
<b>Pass completion percentage</b>	
83.7	Samford vs ETSU (Sep 30) [41-49]
83.3	Western Carolina vs CHARLESTON SO. (Sep 23) [20-24]
<b>Passing yards/attempt</b>	
18.6	Western Carolina vs CHARLESTON SO. (Sep 23) [24-446]
15.1	Chattanooga vs THE CITADEL (Sep 16) [17-257]
<b>Yards per catch</b>	
26.4	ETSU at Western Carolina (Nov 11) [5-132]
22.3	Western Carolina vs CHARLESTON SO. (Sep 23)[20-446]
<b>Field goal attempts</b>	
5	Chattanooga at Mercer (Oct 14, 2023)
4	Chattanooga at North Alabama (Sep 02, 2023)
4	ETSU vs MERCER (Oct 07, 2023)
4	Chattanooga vs ETSU (Oct 21, 2023)
4	The Citadel at ETSU (Nov 18, 2023)
4	Furman vs CHATTANOOGA (Dec 02, 2023)
<b>Field goals made</b>	
5	Chattanooga at Mercer (Oct 14, 2023)
4	Furman vs CHATTANOOGA (Dec 02, 2023)
<b>Longest field goal</b>	
50	VMI at The Citadel (Oct 14, 2023)
49	The Citadel at Chattanooga (Sep 16, 2023)

49	Furman vs VMI (Nov 11, 2023)
49	The Citadel at ETSU (Nov 18, 2023)
<b>Field goal percentage</b>	
100.0	Chattanooga at Mercer (Oct 14) [5-5]
100.0	Furman vs CHATTANOOGA (Dec 02) [4-4]
100.0	Western Carolina vs SAMFORD (Sep 09) [3-3]
100.0	Chattanooga at Wofford (Sep 30) [3-3]
100.0	Furman vs ETSU (Oct 28) [3-3]
100.0	Furman vs VMI (Nov 11) [3-3]
100.0	Western Carolina vs ETSU (Nov 11) [3-3]
<b>PAT kicks attempted</b>	
11	Western Carolina vs CHARLESTON SO. (Sep 23,)
10	Samford vs SHORTER (Aug 31)
<b>PAT kicks made</b>	
11	Western Carolina vs CHARLESTON SO. (Sep 23)
9	Samford vs SHORTER (Aug 31)
<b>PAT kicks percentage</b>	
100.0	Western Carolina vs CHARLESTON SO. (Sep 23) [11-11]
100.0	Western Carolina at The Citadel (Sep 30) [7-7]
100.0	Western Carolina at Chattanooga (Oct 07) [7-7]
100.0	Western Carolina vs ETSU (Nov 11) [7-7]
<b>2-point PAT attempts</b>	
2	Mercer vs MOREHEAD ST. (Sep 09, 2023)
2	Chattanooga vs WESTERN CAROLINA (Oct 07, 2023)
2	Furman at Western Carolina (Oct 21, 2023)
2	Mercer vs SAMFORD (Nov 11, 2023)
<b>2-point PATs made</b>	
2	Chattanooga vs WESTERN CAROLINA (Oct 07, 2023)
1	Mercer vs MOREHEAD ST. (Sep 09, 2023)
1	The Citadel at Furman (Oct 07, 2023)
1	Wofford vs WESTERN CAROLINA (Nov 04, 2023)
1	Western Carolina at Wofford (Nov 04, 2023)
1	Wofford at The Citadel (Nov 11, 2023)
1	Mercer vs SAMFORD (Nov 11, 2023)
<b>Punts</b>	
12	Furman at Montana (Dec 08, 2023)
11	Mercer vs GARDNER-WEBB (Nov 25, 2023)
<b>Longest punt</b>	
76	VMI vs SAMFORD (Oct 21, 2023)
70	ETSU vs CARSON-NEWMAN (Sep 09, 2023)
70	Furman vs THE CITADEL (Oct 07, 2023)
70	Wofford vs SAMFORD (Oct 07, 2023)
<b>Yards punted</b>	
461	Furman at Montana (Dec 08, 2023) [12-461]
431	VMI vs WOFFORD (Sep 23, 2023) [9-431]
<b>Punting average</b>	
57.5	Furman vs THE CITADEL (Oct 07, 2023) [2-115]
51.2	Furman vs TENNESSEE TECH (Aug 31, 2023) [4-205]
<b>Punt returns</b>	
7	ETSU vs CARSON-NEWMAN (Sep 09)
6	Western Carolina vs CHARLESTON SO. (Sep 23)
6	Mercer vs VMI (Sep 30)
<b>Punt return yards</b>	
127	ETSU vs CARSON-NEWMAN (Sep 09, 2023)
111	Samford vs UT MARTIN (Nov 18, 2023)
<b>Punt return average</b>	
38.0	Mercer vs MOREHEAD ST. (Sep 09, 2023) [2-76]
27.8	Samford vs UT MARTIN (Nov 18, 2023) [4-111]
<b>Punt return TDs</b>	
1	Mercer vs MOREHEAD ST. (Sep 09, 2023)
1	Mercer vs VMI (Sep 30, 2023)
1	ETSU at Furman (Oct 28, 2023)
1	Samford vs UT MARTIN (Nov 18, 2023)
<b>Longest punt return</b>	
90	Samford vs UT MARTIN (Nov 18, 2023)
73	Mercer vs VMI (Sep 30, 2023)
<b>Kick returns</b>	
8	Western Carolina vs MERCER (Oct 28, 2023)
6	Samford at Western Carolina (Sep 09, 2023)
6	VMI at Mercer (Sep 30, 2023)
6	VMI vs SAMFORD (Oct 21, 2023)
6	The Citadel vs MERCER (Nov 04, 2023)
<b>Kick return yards</b>	
176	Western Carolina vs MERCER (Oct 28, 2023)
119	VMI at Mercer (Sep 30, 2023)
<b>Kick return average</b>	
38.5	Samford vs UT MARTIN (Nov 18, 2023) [2-77]
37.0	Furman at Kennesaw St. (Sep 16, 2023) [2-74]
<b>Longest kick return</b>	
59	Samford vs SHORTER (Aug 31, 2023)

50	VMI at Bucknell (Sep 09, 2023)
50	Furman at Kennesaw St. (Sep 16, 2023)
<b>Interceptions</b>	
4	Furman vs TENNESSEE TECH (Aug 31, 2023)
3	Furman vs ETSU (Oct 28, 2023)
3	Mercer at Western Carolina (Oct 28, 2023)
3	Western Carolina vs ETSU (Nov 11, 2023)
3	Mercer vs GARDNER-WEBB (Nov 25, 2023)
<b>Interception return yards</b>	
116	Chattanooga at Samford (Sep 23, 2023)
110	Furman vs TENNESSEE TECH (Aug 31, 2023)
<b>Interception return average</b>	
58.0	Chattanooga at Samford (Sep 23, 2023) [2-116]
45.0	Mercer vs WOFFORD (Oct 21, 2023) [2-90]
<b>Longest interception return</b>	
79	Mercer vs WOFFORD (Oct 21, 2023)
78	Chattanooga at Samford (Sep 23, 2023)
<b>Interception return TDs</b>	
2	Furman vs TENNESSEE TECH (Aug 31, 2023)
2	Chattanooga at Samford (Sep 23, 2023)
<b>Fumbles lost</b>	
3	ETSU at Chattanooga (Oct 21, 2023)
3	Western Carolina vs MERCER (Oct 28, 2023)
3	The Citadel vs WOFFORD (Nov 11, 2023)
3	Wofford vs FURMAN (Nov 18, 2023)
<b>Fumbles recovered</b>	
3	Chattanooga vs ETSU (Oct 21, 2023)
3	Mercer at Western Carolina (Oct 28, 2023)
3	Wofford at The Citadel (Nov 11, 2023)
3	Furman at Wofford (Nov 18, 2023)
<b>Sacked by opponent</b>	
9	Samford vs FURMAN (Oct 14, 2023)
8	VMI at Furman (Nov 11, 2023)
<b>QB sacks</b>	
9	Furman at Samford (Oct 14, 2023)
8	Furman vs VMI (Nov 11, 2023)
<b>Turnovers committed</b>	
6	Western Carolina vs MERCER (Oct 28, 2023)
5	Western Carolina at Arkansas (Sep 02, 2023)
<b>Turnovers caused</b>	
6	Furman vs TENNESSEE TECH (Aug 31, 2023)
6	Mercer at Western Carolina (Oct 28, 2023)
<b>Kicks blocked</b>	
2	ETSU vs MERCER (Oct 07, 2023)
1	Mercer vs North Alabama (Aug 26, 2023)
1	ETSU vs CARSON-NEWMAN (Sep 09, 2023)
1	Wofford vs PRESBYTERIAN (Sep 16, 2023)
1	Furman vs MERCER (Sep 23, 2023)
1	Samford at Wofford (Oct 07, 2023)
1	ETSU vs WOFFORD (Oct 14, 2023)
1	Samford at VMI (Oct 21, 2023)
1	VMI vs SAMFORD (Oct 21, 2023)
1	Furman at Chattanooga (Nov 04, 2023)
1	Furman vs VMI (Nov 11, 2023)
1	ETSU vs THE CITADEL (Nov 18, 2023)
1	VMI vs WESTERN CAROLINA (Nov 18, 2023)
<b>First downs</b>	
36	Western Carolina vs ETSU (Nov 11, 2023)
35	Western Carolina at The Citadel (Sep 30, 2023)
<b>1st downs rushing</b>	
19	Western Carolina vs SAMFORD (Sep 09, 2023)
17	Furman vs MERCER (Sep 23, 2023)
17	Furman at Western Carolina (Oct 21, 2023)
<b>1st downs passing</b>	
21	Western Carolina vs ETSU (Nov 11, 2023)
20	Samford vs ETSU (Sep 30, 2023)
<b>1st downs by penalty</b>	
7	Chattanooga vs ETSU (Oct 21)
6	Western Carolina vs CHARLESTON SO. (Sep 23)
6	Chattanooga vs WESTERN CAROLINA (Oct 07)
<b>Penalties</b>	
12	Western Carolina vs MERCER (Oct 28, 2023)
11	Wofford at William & Mary (Sep 09, 2023)
11	Wofford at VMI (Sep 23, 2023)
11	Western Carolina at Wofford (Nov 04, 2023)
<b>Penalties yards</b>	
105	Samford at Western Carolina (Sep 09, 2023)
104	Mercer vs MOREHEAD ST. (Sep 09, 2023)

# ALL-TIME SOCON RECORDS

## Winning percentage


Team (years in SoCon)	W	L	T	Pct.
Duke (24)	99	23	5	.7992
Alabama (11)	60	14	3	.7987
West Virginia (17)	56	13	3	.7986
Tennessee (11)	50	13	6	.736
East Carolina (13)	43	18	1	.702
Appalachian State (42)	204	87	5	.698
Vanderbilt (11)	42	17	5	.6953
Georgia Southern (21)	114	50	0	.6951
Tulane (11)	43	21	4	.662
North Carolina (31)	96	53	15	.631
Georgia Tech (11)	41	23	10	.622
Wake Forest (17)	65	40	5	.614
Wofford (27)	120	87	0	.579
Florida (11)	33	22	7	.589
Georgia (11)	38	26	4	.588
Samford (16)	71	54	0	.568
Furman (85)	298	225	11	.568
Clemson (31)	67	53	6	.556
William & Mary (40)	113	95	11	.541
Maryland (29)	64	58	9	.523
Marshall (21)	69	63	2	.522
Chattanooga (47)	170	167	2	.504
Virginia Tech (41)	108	112	22	.492
Mercer (10)	40	38	0	.513
Richmond (37)	102	118	10	.465
Kentucky (11)	26	31	7	.461
LSU (11)	21	25	3	.459
Washington & Lee (32)	54	70	11	.441
South Carolina (31)	67	84	10	.431
George Washington (23)	53	73	4	.423
The Citadel (85)	223	324	5	.4085
ETSU (34)	93	149	0	.384
Elon (11)	32	52	0	.381
VMI (90)	200	330	23	.383
North Carolina State (31)	63	108	14	.378
Western Carolina (46)	129	215	1	.375
Virginia (14)	24	46	10	.363
Auburn (11)	20	40	7	.351
Mississippi State (11)	15	35	3	.311
Mississippi (11)	12	37	2	.255
Davidson (50)	51	174	8	.236
University of the South (9)	9	37	1	.202

## Most victories

Team (years in SoCon)	W	L	T	Pct.
Furman (85)	298	225	11	.568
The Citadel (85)	223	324	5	.4085
Appalachian State (42)	204	87	5	.698
VMI (90)	200	330	23	.383
Chattanooga (47)	170	167	2	.504
Western Carolina (46)	129	215	1	.375
Wofford (27)	120	87	0	.579
Georgia Southern (21)	114	50	0	.695
William & Mary (40)	113	95	11	.541
Virginia Tech (41)	108	112	22	.492
Richmond (37)	102	118	10	.465
Duke (24)	99	23	5	.799
North Carolina (31)	96	53	15	.631
ETSU (34)	93	149	0	.384
Samford (16)	71	54	0	.568
Marshall (21)	69	63	2	.522
Clemson (31)	67	53	6	.556
South Carolina (31)	67	84	10	.431
Wake Forest (17)	65	40	5	.614
Maryland (29)	64	58	9	.523
North Carolina State (31)	63	108	14	.378
Alabama (11)	60	14	3	.799
West Virginia (17)	56	13	3	.799
Washington & Lee (32)	54	70	11	.441
George Washington (23)	53	73	4	.423
Davidson (50)	51	174	8	.236
Tennessee (11)	50	13	6	.736
East Carolina (13)	43	18	1	.702
Tulane (11)	43	21	4	.662
Vanderbilt (11)	42	17	5	.695
Georgia Tech (11)	41	23	10	.622
Mercer (10)	40	38	0	.513
Georgia (11)	38	26	4	.588
Florida (11)	33	22	7	.589
Elon (11)	32	52	0	.381
Kentucky (11)	26	31	7	.461
Virginia (14)	24	46	10	.363
LSU (11)	21	25	3	.459
Auburn (11)	20	40	7	.351
Mississippi State (11)	15	35	3	.311
Mississippi (11)	12	37	2	.255
University of the South (9)	9	37	1	.202



Tennessee's General Robert Neyland (right) guided the Volunteers to a 41-2-5 record and one SoCon title from 1926-32.



Legendary coach Paul "Bear" Bryant (center) began his coaching career in 1945 at then-SoCon member Maryland, guiding the Terrapins to a 6-2-1 overall mark.



**Most victories (overall)**

Rk	Coach, school (seasons)	Wins
1.	Jerry Moore, Appalachian State (1989-12)	215
2.	Wallace Wade, Alabama (1923-30); Duke (1931-41, 46-50)	171 (61 UA/110 DU)
3.	Mike Ayers, ETSU (1985-87); Wofford (1997-17)	161 (11 ETSU/150 WOF)
4.	Bobby Lamb, Furman (2002-10); Mercer (2014-19)	98 (67 FUR/31 MER)
5.	D.C. Walker, Wake Forest (1937-50)	77
6.	Frank Howard, Clemson (1940-52)	69
	Dick Sheridan, Furman (1978-85)	69
	<b>Chris Hatcher, Samford (2007-09, 15-pr.)</b>	<b>75 (18 GSU/57 SAM)</b>
9.	H.C. Byrd, Maryland (1921-34)	68
10.	Jimmy Satterfield, Furman (1986-93)	66
	Bob Waters, Western Carolina (1977-88)	66

**Average wins per season (min. three seasons)**

Rk	Coach, school (seasons)	Avg.	Wins	Seasons
1.	Paul Johnson, Georgia Southern (1997-01)	12.4	62	5
2.	Jim Donnan, Marshall (1990-95)	10.7	64	6
3.	Jeff Monken, Georgia Southern (2010-13)	9.5	38	4
4.	Jerry Moore, Appalachian State (1989-12)	8.9	215	24
5.	Mike Sewak, Georgia Southern (2002-05)	8.8	35	4
6.	Dick Sheridan, Furman (1978-85)	8.6	69	8
7.	Joe Morrison, Chattanooga (1977-79)	8.3	25	3
	Tim Stowers, Georgia Southern (1993-95)	8.3	25	3
9.	George Champ, Marshall (1986-89)	8.3	33	4
	Jimmy Satterfield, Furman (1986-93)	8.3	66	8

**Winning percentage (min. three seasons)**


Rk	Coach, school (seasons)	Pct.	Record
1.	Robert Neyland, Tennessee (1926-32)	93.4	61-2-5
2.	Paul Johnson, Georgia Southern (1997-01)	86.1	62-10
3.	Jim Tatum, Maryland (1947-52)	79.7	46-11-2
4.	Joe Morrison, Chattanooga (1977-79)	78.8	25-6-2
5.	Carl Voyles, William & Mary (1939-42)	78.2	29-7-3
6.	Wallace Wade, Alabama (1923-30); Duke (1931-41, 46-50)	76.5	171-49-10 (61-13-3 UA/110-36-7 DU)
7.	Jim Donnan, Marshall (1990-95)	75.3	64-21
8.	Dick Sheridan, Furman (1978-85)	74.5	69-23-2
9.	Pat Dye, East Carolina (1974-76)	72.7	24-9
10.	Jeff Monken, Georgia Southern (2010-13)	71.7	38-16

**Most seasons**


Rk	Coach, school (seasons)	Seasons
1.	Wallace Wade, Alabama (1923-30); Duke (1931-41, 46-50)	24 (8 UA/16 DU)
	Jerry Moore, Appalachian State (1989-12)	24
	Mike Ayers, ETSU (1985-87); Wofford (1997-17)	24 (3 ETSU/21 WOF)
4.	Ed Merrick, Richmond (1951-65)	15
	Bob King, Furman (1958-72)	15
	Bobby Lamb, Furman (2002-10); Mercer (2014-19)	15 (9 FUR/6 MER)
7.	H.C. Byrd, Maryland (1921-34)	14
	D.C. Walker, Wake Forest (1937-50)	14
	Bob Thalman, VMI (1971-84)	14
10.	Frank Howard, Clemson (1940-52)	13
	William Dole, Davidson (1952-64)	13
	John McKenna, VMI (1953-65)	13



Jerry Moore's 215 wins in 24 seasons at Appalachian State are the most of any SoCon head coach.



Wallace Wade won 171 games while at Alabama (61) and Duke (110) and later became the SoCon's first commissioner.



Mike Ayers retired after the 2017 season third all-time on the SoCon wins chart with 161 over 24 seasons at ETSU and Wofford.

# NFL DRAFT PICKS



Year	Rd.	Sel.	Team	Name	Pos.	School	Year	Rd.	Sel.	Team	Name	Pos.	School
1936	6	54	New York Giants	Gus Durner	T	Duke	1944	13	129	Chicago Cardinals	Bob Longacre	B	William & Mary
1937	2	13	Brooklyn Dodgers	Ace Parker	TB	Duke	1944	14	142	Boston Yanks	John Maskas	G	Virginia Tech
1937	6	51	Philadelphia Eagles	Bill Guckeyson	B	Maryland	1944	15	146	Philadelphia Eagles	Dom Fucsi	T	South Carolina
1937	6	54	New York Giants	Jim Farley	G	VMI	1944	15	150	Chicago Bears	Bill Milner	LB	Duke
1937	7	63	Chicago Cardinals	Herm Dickerson	B	Virginia Tech	1944	17	168	Philadelphia Eagles	Jackie Freeman	B	William & Mary
1937	10	96	Washington Redskins	Mac Cara	E	North Carolina State	1944	17	171	Washington Redskins	Tom Davis	B	Duke
1938	5	36	Detroit Lions	Andy Bershak	E	North Carolina	1944	18	181	Green Bay Packers	Hugh Cox	B	North Carolina
1938	6	45	Chicago Cardinals	Joe Brunansky	T	Duke	1944	19	197	Boston Yanks	Art Faircloth	B	North Carolina State
1938	8	64	Pittsburgh Pirates	Tom Burnette	B	North Carolina	1944	21	219	Boston Yanks	Bill Furman	T	Washington & Lee
1938	12	103	Brooklyn Dodgers	Lou Mark	C	North Carolina State	1944	23	236	Green Bay Packers	John Perry	B	Duke
1938	12	108	New York Giants	Elmore Hackney	B	Duke	1944	24	242	Chicago Cardinals	Bob Nanni	T	Duke
1938	12	109	Washington Redskins	Hank Bartos	G	North Carolina	1944	24	248	Washington Redskins	Ed Bauer	G	South Carolina
1939	5	37	Detroit Lions	Steve Maronic	T	North Carolina	1944	24	252	Boston Yanks	Courtney Lawlor	B	Richmond
1939	5	40	New York Giants	Don Willis	B	Clemson	1944	26	269	Green Bay Packers	Ray Jordan	B	North Carolina
1939	6	49	Green Bay Packers	Larry Craig	QB	South Carolina	1944	30	308	Chicago Cardinals	Lloyd Ott	C	North Carolina State
1939	8	65	Brooklyn Dodgers	Dan Hill	C	Duke	1945	1	10	New York Giants	Elmer Barbour	BB	Wake Forest
1939	12	104	Philadelphia Eagles	Jack Kraynick	B	North Carolina	1945	10	93	Chicago Bears	Billy Poe	B	Clemson
1939	12	108	Washington Redskins	Robert O'Mara	B	Duke	1945	13	121	Chicago Cardinals	Buddy Luper	B	Duke
1939	13	111	Chicago Cardinals	Andy Sabodos	G	The Citadel	1945	13	123	Boston Yanks	George McDonald	T	South Carolina
1939	14	121	Pittsburgh Pirates	Ed Clary	B	South Carolina	1945	15	144	Chicago Cardinals	Gordon Carver	B	Duke
1939	14	130	New York Giants	George Watson	B	North Carolina	1945	15	146	Boston Yanks	Chan Highsmith	C	North Carolina
1939	15	135	Brooklyn Dodgers	Lou Trunzo	G	Wake Forest	1945	16	156	Boston Yanks	Skimp Harrison	E	South Carolina
1939	15	138	Washington Redskins	Eric Tipton	B	Duke	1945	16	160	Washington Redskins	Dom Fucsi	T	South Carolina
1939	16	142	Chicago Cardinals	Gus Goins	E	Clemson	1945	17	167	Chicago Cardinals	Ben Cittadino	E	Duke
1940	1	4	Brooklyn Dodgers	Banks McFadden	HB	Clemson	1945	17	172	Chicago Bears	Nick Sacrinty	QB	Wake Forest
1940	1	2	Philadelphia Eagles	George McAfee	HB	Duke	1945	18	177	Chicago Cardinals	Ralph Strayhorn	G	North Carolina
1940	2	11	Chicago Cardinals	George Stirnweiss	B	North Carolina	1945	18	185	New York Giants	Bill Byrd	C	Maryland
1940	3	19	Brooklyn Dodgers	Rhoten Shetley	B	Furman	1945	22	220	Chicago Cardinals	Fred Grant	B	Wake Forest
1940	4	29	Brooklyn Dodgers	Bill Bailey	OE	Duke	1945	24	246	Cleveland Rams	Stan Nowak	E	South Carolina
1940	7	54	Brooklyn Dodgers	Ty Coon	G	North Carolina State	1945	25	256	Boston Yanks	Bill Iancelli	E	William & Mary
1940	7	55	Cleveland Rams	Bob Nowaskey	DE	George Washington	1945	26	271	Chicago Bears	Lu Gambino	FB	Maryland
1940	9	73	Pittsburgh Steelers	Dick Bousseau	T	Washington & Lee	1945	27	277	Pittsburgh Steelers	Glen Stough	T	Duke
1940	10	82	Pittsburgh Steelers	Paul Shu	B	VMI	1945	27	279	Cleveland Rams	Russ Perry	B	Wake Forest
1940	12	108	Washington Redskins	Allen Johnson	G	Duke	1945	29	302	Washington Redskins	Frank Irvin	T	Duke
1940	13	120	New York Giants	Joe Payne	G	Clemson	1945	29	304	Chicago Bears	Nick Forkovitch	FB	William & Mary
1940	16	148	Washington Redskins	Bolo Perdue	DE	Duke	1946	2	13	Pittsburgh Steelers	George Clark	B	Duke
1940	17	153	Pittsburgh Steelers	Mike Sullivan	E	North Carolina State	1946	2	15	New York Giants	Elmer Jones	G	Wake Forest
1940	18	166	Detroit Lions	Frank Ribar	G	Duke	1946	3	20	New York Giants	Hosea Rodgers	FB	North Carolina
1940	18	161	Chicago Cardinals	Shad Bryant	B	Clemson	1946	4	29	Chicago Bears	Ernie Knotts	G	Duke
1940	19	178	Washington Redskins	Charley Slagle	B	North Carolina	1946	5	38	Detroit Lions	Dave Harris	E	Wake Forest
1940	20	181	Chicago Cardinals	Rupert Pate	G	Wake Forest	1946	6	43	Pittsburgh Steelers	Marion Woods	G	Clemson
1941	1	11	Philadelphia Eagles	Art Jones	B	Richmond	1946	10	88	Philadelphia Eagles	Al Vandeweghe	E	William & Mary
1941	4	27	Pittsburgh Steelers	Jim Ringgold	B	Wake Forest	1946	11	93	Pittsburgh Steelers	Doc Holloway	G	William & Mary
1941	7	55	Detroit Lions	John Jett	E	Wake Forest	1946	12	105	New York Giants	Al Bush	T	Duke
1941	8	64	Cleveland Rams	Tony Gallovich	WB	Wake Forest	1946	14	147	Detroit Lions	Kelley Mote	OE	Duke
1941	9	75	Detroit Lions	Jasper Davis	B	Duke	1946	15	136	Green Bay Packers	Jim Hough	G	Clemson
1941	10	84	Cleveland Rams	John Pendergast	C	Wake Forest	1946	15	138	Detroit Lions	Pat Thrash	E	South Carolina
1941	10	88	Chicago Bears	Jim Lalanne	B	North Carolina	1946	16	144	Chicago Bears	Ted Hazelwood	T	North Carolina
1941	12	102	Pittsburgh Steelers	Paul Severin	E	North Carolina	1946	16	148	Philadelphia Eagles	Buddy Hubbard	B	William & Mary
1941	16	142	Pittsburgh Steelers	Wes McAfee	HB	Duke	1946	18	161	Chicago Cardinals	Frank Irvin	T	Duke
1941	16	143	Chicago Cardinals	Gates Kimball	T	North Carolina	1946	18	163	Pittsburgh Steelers	Charles (Buck) Garrison	G	Wake Forest
1941	18	162	Pittsburgh Steelers	Bill Cornwell	T	Furman	1946	19	171	Chicago Cardinals	Pride Ratterree	G	Wake Forest
1941	19	179	Chicago Bears	Alex Winterson	T	Duke	1946	20	188	Philadelphia Eagles	Dave Butcher	B	William & Mary
1942	1	4	Chicago Cardinals	Steve Lach	FB	Duke	1946	21	200	Los Angeles Rams	Cliff Lewis	DB	Duke
1942	5	35	Detroit Lions	Joe Blalock	E	Clemson	1946	23	213	Pittsburgh Steelers	Bill Leitheiser	G	Duke
1942	6	49	Green Bay Packers	Joe Krivonak	G	South Carolina	1946	24	222	Boston Yanks	Mike Karmazin	G	Duke
1942	7	58	New York Giants	Tommy Prothro	B	Duke	1946	28	262	Boston Yanks	Don Gleasner	E	Maryland
1942	9	76	Washington Redskins	Frank Swiger	B	Duke	1946	28	264	Chicago Bears	Howard Weldon	G	North Carolina
1942	11	95	Detroit Lions	John Polanski	FB	Wake Forest	1946	29	275	New York Giants	Steve Lucas	E	Duke
1942	13	114	Chicago Cardinals	Charley Givler	G	Wake Forest	1946	29	276	Green Bay Packers	Francis Saunders	T	Clemson
1942	13	118	New York Giants	Bob Barnett	C	Duke	1946	30	281	Chicago Cardinals	Jim LaRue	B	Duke
1942	14	129	Green Bay Packers	Bill Applegate	G	South Carolina	1946	30	285	New York Giants	Bill Voris	B	North Carolina
1942	18	164	Chicago Cardinals	Carl Sumthamer	C	North Carolina	1947	7	49	Pittsburgh Steelers	Bryant Meeks	C	South Carolina
1942	19	176	Washington Redskins	Charlie Timmons	B	Clemson	1947	7	50	Chicago Cardinals	Howard Turner	B	North Carolina State
1942	20	181	Pittsburgh Steelers	Frank Kapriva	G	Wake Forest	1947	8	57	Boston Yanks	Bill Chipley	E	Washington & Lee
1942	22	197	Brooklyn Dodgers	Walt Fedora	FB	George Washington	1947	9	66	Detroit Lions	Kale Alexander	T	South Carolina
1943	1	2	Philadelphia Eagles	Joe Muha	FB	VMI	1947	9	71	Philadelphia Eagles	Bob Leonetti	G	Wake Forest
1943	3	21	New York Giants	Dewey Proctor	B	Furman	1947	10	78	Pittsburgh Steelers	Paul Gibson	E	North Carolina State
1943	4	26	Detroit Lions	Ralph Hamer	B	Furman	1947	10	80	Philadelphia Eagles	Ulysses Cornogg	T	Wake Forest
1943	6	43	Brooklyn Dodgers	Harvey Johnson	T	William & Mary	1947	10	79	Washington Redskins	Ernie Williamson	T	North Carolina
1943	6	47	Philadelphia Eagles	Lou Sossamon	C	South Carolina	1947	12	98	Pittsburgh Steelers	Jack Fitch	B	North Carolina
1943	7	51	Detroit Lions	Paul Sizemore	E	Furman	1947	12	99	Washington Redskins	Ulysses S. Savage	E	Richmond
1943	9	73	Chicago Cardinals	Moffatt Storer	B	Duke	1947	13	108	Washington Redskins	Bob Steckroth	E	William & Mary
1943	11	96	New York Giants	Glenn Knox	E	William & Mary	1947	13	115	Chicago Bears	Emil Fritz	G	Maryland
1943	13	117	Philadelphia Eagles	Pete Boltrek	T	North Carolina State	1947	14	117	Boston Yanks	Leo Long	B	Duke
1943	14	124	Chicago Cardinals	Buster Ramsey	G	William & Mary	1947	15	131	Chicago Cardinals	Buddy Mulligan	B	Duke
1943	16	141	Detroit Lions	Marv Bass	T	William & Mary	1947	16	138	Pittsburgh Steelers	Ralph Jenkins	C	Clemson
1943	17	159	Chicago Bears	Pat Preston	G	Wake Forest	1947	18	159	Washington Redskins	Tom Nichols	B	Richmond
1943	20	189	Chicago Bears	Marion Butler	B	Clemson	1947	18	164	New York Giants	Dick Brinkley	B	Wake Forest
1943	21	196	New York Giants	Tank Marshall	G	North Carolina	1947	18	165	Chicago Bears	Walt Pupa	B	North Carolina
1943	22	206	New York Giants	John Korczowski	B	William & Mary	1947	19	168	Washington Redskins	Harry Dowda	DB	Wake Forest
1943	23	214	Brooklyn Dodgers	W.J. Gibson	E	North Carolina State	1947	22	200	Philadelphia Eagles	George Blomquist	E	North Carolina State
1943	32	298	Green Bay Packers	Ken Roskie	FB	South Carolina	1947	25	228	Washington Redskins	Hal Mullins	T	Duke
1944	3	25	Pittsburgh Steelers	Bob Gantt	E	Duke	1947	27	248	Washington Redskins	Otis Sacrinty	B	Wake Forest
1944	5	41	Chicago Cardinals	George Owen	G	Wake Forest	1947	28	258	Pittsburgh Steelers	Ralph Sazio	T	William & Mary
1944	7	65	Boston Yanks	Mike Andrews	E	North Carolina State	1947	28	262	Green Bay Packers	Baxter Jerrell	T	North Carolina
1944	8	66	Chicago Cardinals	Red Cochran	QB	Wake Forest	1947	28	263	Los Angeles Rams	Jim Hunnicutt	G	South Carolina
1944	8	75	Cleveland Rams	Stan Stascia	B	South Carolina	1947	29	274	New York Giants	Claude Harrison	B	South Carolina
1944	10	92	New York Giants	Ernie Beamer	E	Duke	1947	31	291	Los Angeles Rams	James Atwell	B	South Carolina
1944	10	95	Chicago Bears	Bill Starford	C	Wake Forest	1948	3	16	Washington Redskins	Tommy Thompson	LB	William & Mary
1944	12	114	New York Giants	Tommy Mont	QB	Maryland	1948	3	23	Chicago Cardinals	Bill Smith	T	North Carolina



Year	Rd.	Sel.	Team	Name	Pos.	School	Year	Rd.	Sel.	Team	Name	Pos.	School
1948	5	32	Chicago Bears	Knox Ramsey	G	William & Mary	1951	28	337	Los Angeles Rams	Sterling Wingo	B	Virginia Tech
1948	8	65	Chicago Cardinals	Jim Camp	B	North Carolina	1951	29	346	Philadelphia Eagles	Roscoe Hansen	E	North Carolina
1948	9	74	Chicago Bears	Malachi Mills	T	VMI	1951	30	360	Chicago Bears	Charley Butler	E	George Washington
1948	9	75	New York Giants	Ed Royston	G	Wake Forest	1952	1	6	Pittsburgh Steelers	Ed Modzelewski	FB	Maryland
1948	10	76	New York Giants	Stan Magdziak	B	William & Mary	1952	2	19	Washington Redskins	Andy Davis	DB	George Washington
1948	11	92	Chicago Bears	Jim McDowell	G	William & Mary	1952	3	30	Pittsburgh Steelers	Steve Wadiak	B	South Carolina
1948	18	165	Chicago Cardinals	Harry Caughron	T	William & Mary	1952	4	39	Cleveland Browns	Elmer Costa	G	North Carolina State
1948	20	180	Los Angeles Rams	Jim Rees	T	North Carolina State	1952	5	59	New York Giants	Bob Patton	T	Clemson
1948	20	184	Pittsburgh Steelers	Fred Folger	B	Duke	1952	6	62	New York Giants	Dave Cianelli	C	Maryland
1948	21	188	Washington Redskins	Bryan Bell	B	Washington & Lee	1952	6	67	Washington Redskins	Ed Kensler	G	Maryland
1948	21	189	Boston Yanks	Jim Lukens	E	Washington & Lee	1952	7	75	Chicago Cardinals	Harry Jabbusch	C	South Carolina
1948	23	208	Washington Redskins	Lou Hoitsma	E	William & Mary	1952	11	128	Chicago Bears	Bill Miller	B	Wake Forest
1948	23	212	Chicago Bears	Jim Duncan	E	Wake Forest	1952	13	148	Green Bay Packers	Billy Hair	B	Clemson
1948	23	214	Pittsburgh Steelers	Dike Norman	C	Washington & Lee	1952	13	156	Cleveland Browns	Tom Cosgrove	C	Maryland
1948	24	225	Chicago Cardinals	Dick Wedel	G	Wake Forest	1952	14	160	Chicago Cardinals	Tom Toffaute	C	North Carolina State
1948	27	246	New York Giants	Tom Salisbury	T	Clemson	1952	14	169	Los Angeles Rams	Joe Moss	T	Maryland
1948	27	252	Philadelphia Eagles	Bill Stanton	DE	North Carolina State	1952	15	179	New York Giants	Paul Bischoff	E	West Virginia
1948	26	237	Detroit Lions	Phil Alexander	T	South Carolina	1952	16	186	Pittsburgh Steelers	Pete Ladogo	G	Maryland
1948	26	243	Philadelphia Eagles	Lou Creekmur	T	William & Mary	1952	17	199	Washington Redskins	Gil Bocetti	B	Washington & Lee
1948	28	263	Chicago Bears	Fred Hardison	E	Duke	1952	19	219	Chicago Cardinals	Ed Listopad	G	Wake Forest
1948	30	279	Boston Yanks	Harry Bonk	B	Maryland	1952	19	221	Philadelphia Eagles	Talbott Trammell	E	Washington & Lee
1949	1	6	Pittsburgh Steelers	Bobby Gage	B	Clemson	1952	19	226	Detroit Lions	Blaine Earon	DE	Duke
1949	1	7	Los Angeles Rams	Bobby Thomason	QB	VMI	1952	20	241	Los Angeles Rams	Ed Weber	B	William & Mary
1949	7	71	Philadelphia Eagles	Frank Gillespie	G	Clemson	1952	22	259	Washington Redskins	Jim O'Rourke	B	North Carolina State
1949	2	14	New York Giants	Al DeRogatis	DT	Duke	1952	23	272	Chicago Bears	Paul Nestor	T	Maryland
1949	3	28	Washington Redskins	Len Szafaryn	T	North Carolina	1952	23	275	New York Giants	Bob Bickel	B	Duke
1949	3	31	Chicago Bears	Red O'Quinn	DB	Wake Forest	1952	24	278	New York Giants	Bob Ward	G	Maryland
1949	5	44	New York Bulldogs	Mike Boyda	LB	Washington & Lee	1952	24	279	Green Bay Packers	John Schuetzner	E	South Carolina
1949	5	50	Chicago Cardinals	Tom Wham	E	Furman	1952	26	304	Chicago Cardinals	Charley Fry	T	Maryland
1949	6	60	Chicago Cardinals	Bernie Hanula	T	Wake Forest	1952	27	324	Cleveland Browns	Bill Maletzky	G	Maryland
1949	8	73	New York Bulldogs	Mike Rubish	E	North Carolina	1952	28	332	Chicago Bears	Karney Scioscia	B	Maryland
1949	8	78	Washington Redskins	Bob Kennedy	B	North Carolina	1952	30	354	Pittsburgh Steelers	Ed Kissell	DB	Wake Forest
1949	10	92	Detroit Lions	Bill Davis	G	Duke	1952	30	356	Chicago Bears	Bob Shemonski	B	Maryland
1949	14	138	Washington Redskins	Pat Haggerty	E	William & Mary	1953	1	3	Washington Redskins	Jack Scarbath	QB	Maryland
1949	16	153	New York Bulldogs	Jack Bruce	B	William & Mary	1953	2	16	Washington Redskins	Dick Modzelewski	DT	Maryland
1949	19	189	Chicago Bears	Bob Mitten	G	North Carolina	1953	4	43	Pittsburgh Steelers	Lloyd Colterayhn	E	Maryland
1949	20	192	Detroit Lions	Joe Romano	T	North Carolina	1953	4	42	Chicago Bears	Joe Koch	B	Wake Forest
1949	20	197	Los Angeles Rams	Lloyd Eisenberg	T	Duke	1953	4	47	San Francisco 49ers	Ed Fullerton	DB	Maryland
1949	21	208	Washington Redskins	Tommy Hughes	B	Duke	1953	5	54	Pittsburgh Steelers	Bob Gaona	T	Wake Forest
1949	21	209	Chicago Bears	Jim Duncan	E	Duke	1953	5	55	Chicago Bears	Stan Jones	G	Maryland
1949	22	213	New York Bulldogs	Jim Lail	B	Wake Forest	1953	6	67	Pittsburgh Steelers	Tom Barton	G	Clemson
1949	22	215	New York Giants	Tom Fetzer	B	Wake Forest	1953	6	71	Chicago Cardinals	Tom Higgins	T	North Carolina
1949	23	230	Chicago Cardinals	Bob Cox	E	North Carolina	1953	7	78	Pittsburgh Steelers	John Alderton	DE	Maryland
1949	25	249	Chicago Bears	Stan Marczyk	T	North Carolina	1953	8	89	Washington Redskins	Lew Weidensaul	E	Maryland
1950	2	16	New York Yanks	Art Weiner	E	North Carolina	1953	8	90	Chicago Bears	John Kreamcheck	DT	William & Mary
1950	3	34	Pittsburgh Steelers	George Hughes	T	William & Mary	1953	8	97	Los Angeles Rams	Bob Morgan	DT	Maryland
1950	5	60	Pittsburgh Steelers	Louis Allen	OT	Duke	1953	10	122	Detroit Lions	Dreher Gaskin	E	Clemson
1950	6	69	Green Bay Packers	Jack Cloud	LB	William & Mary	1953	11	124	Washington Redskins	Alex Webster	HB	North Carolina State
1950	9	108	Green Bay Packers	Roger Wilson	E	South Carolina	1953	12	137	Washington Redskins	Buzz Nutter	C	Virginia Tech
1950	9	113	Chicago Cardinals	Vito Ragazzo	E	William & Mary	1953	12	138	Chicago Bears	Jim Lawrence	T	Duke
1950	9	117	Cleveland Browns	Jim Duncan	DE	Wake Forest	1953	12	141	San Francisco 49ers	Carson Leach	G	Duke
1950	10	130	Cleveland Browns	Frank O'Pella	B	William & Mary	1953	12	146	Detroit Lions	Larry Spencer	B	Wake Forest
1950	16	201	Washington Redskins	Charlie Justice	B	North Carolina	1953	13	151	Green Bay Packers	Bob Orders	C	West Virginia
1950	16	203	Chicago Cardinals	Harry Bierman	E	Furman	1953	13	158	Detroit Lions	Bob Thomas	E	Washington & Lee
1950	16	206	Chicago Bears	Ed Bradley	G	Wake Forest	1953	14	159	Baltimore Colts	Frank Continetti	G	George Washington
1950	17	217	Chicago Cardinals	Tom Palmer	DT	Wake Forest	1953	16	190	Philadelphia Eagles	Bud Wallace	B	North Carolina
1950	18	230	Pittsburgh Steelers	Kenneth Powell	E	North Carolina	1953	17	206	Detroit Lions	Ray Green	T	Duke
1950	20	252	Detroit Lions	Fred Davis	E	Maryland	1953	18	210	Chicago Bears	Jim Shirley	B	Clemson
1950	22	282	Pittsburgh Steelers	Stan Burak	B	George Washington	1953	18	211	Pittsburgh Steelers	Carl Holben	T	Duke
1950	22	284	Chicago Bears	Jim Byler	G	North Carolina State	1953	18	218	Detroit Lions	Ed Mioduszewski	QB	William & Mary
1950	24	304	Detroit Lions	Jim McDowell	G	William & Mary	1953	19	220	Washington Redskins	Tom Flyzik	T	George Washington
1950	25	325	Cleveland Browns	Jim Brasher	C	Maryland	1953	19	221	Chicago Cardinals	Tom Donahue	C	Wake Forest
1950	26	331	Washington Redskins	Earl Roth	B	Maryland	1953	20	233	Washington Redskins	Bill Link	G	Wake Forest
1950	29	367	New York Bulldogs	Ed Jaseonek	B	Furman	1953	21	246	Pittsburgh Steelers	Don Earley	G	South Carolina
1950	29	378	Philadelphia Eagles	Wes Curtier	T	Richmond	1953	21	251	Philadelphia Eagles	Hal Brooks	T	Washington & Lee
1951	2	21	Washington Redskins	Jim Staton	DT	Wake Forest	1953	22	259	Pittsburgh Steelers	Ed O'Connor	T	Maryland
1951	2	23	Chicago Bears	Bill George	LB	Wake Forest	1953	22	264	Cleveland Browns	Byrd Looper	B	Duke
1951	2	25	New York Giants	Ray Krouse	DT	Maryland	1953	24	290	Detroit Lions	Truett Grant	T	Duke
1951	3	27	Green Bay Packers	Fred Cone	FB	Clemson	1953	25	292	Washington Redskins	Art Hurd	G	Maryland
1951	4	46	New York Yanks	Elmer Wingate	DE	Maryland	1953	25	295	Chicago Bears	Clyde Pickard	G	Wake Forest
1951	6	64	San Francisco 49ers	Bishop Strickland	FB	South Carolina	1953	29	341	Chicago Cardinals	Earl Wrightenberry	T	Clemson
1951	6	66	Chicago Cardinals	Ed Jaseonek	B	Furman	1953	29	343	Chicago Bears	Jack Lewis	E	Wake Forest
1951	7	81	Pittsburgh Steelers	Ray Mathews	B	Clemson	1953	29	347	New York Giants	Bob Griffis	G	Furman
1951	7	82	Cleveland Browns	Irv Holdash	C	North Carolina	1953	30	354	Chicago Bears	Bill Brehany	QB	VMI
1951	7	86	Cleveland Browns	Walt Michaels	LB	Washington & Lee	1953	30	355	Pittsburgh Steelers	Lou Tepe	C	Duke
1951	8	87	Washington Redskins	Billy Cox	DB	Duke	1954	3	35	San Francisco 49ers	Steve Korcheck	C	George Washington
1951	9	101	Washington Redskins	Jake Rowden	C	Maryland	1954	3	37	Detroit Lions	Bill Bowman	FB	William & Mary
1951	9	108	Chicago Bears	Bill Gregus	B	Wake Forest	1954	4	40	Green Bay Packers	Tommy Allman	B	West Virginia
1951	10	123	Cleveland Browns	Chet Gierula	G	Maryland	1954	5	54	Chicago Bears	Bob Griffis	G	Furman
1951	11	129	Pittsburgh Steelers	Joe McCutcheon	C	Washington & Lee	1954	5	61	Detroit Lions	George Parozzo	T	William & Mary
1951	11	131	New York Yanks	Wyndie Wyndham	B	Clemson	1954	6	68	Washington Redskins	Bill McHenry	C	Washington & Lee
1951	12	146	New York Giants	Bob Hudson	E	Clemson	1954	8	89	New York Giants	Ralph Starkey	T	West Virginia
1951	15	173	San Francisco 49ers	Dave Sparks	G	South Carolina	1954	8	92	Washington Redskins	Bill Marker	E	West Virginia
1951	16	195	Cleveland Browns	Ed Pasky	B	South Carolina	1954	12	140	Washington Redskins	Ben Dunkerley	T	West Virginia
1951	17	201	Pittsburgh Steelers	Ted Gehlmann	T	William & Mary	1954	15	178	Los Angeles Rams	Ed Elliott	B	Richmond
1951	19	224	Philadelphia Eagles	Jack Bove	T	West Virginia	1954	19	218	Chicago Cardinals	Jerry Sazio	T	William & Mary
1951	20	240	Chicago Bears	Larry Smith	C	South Carolina	1954	21	250	Los Angeles Rams	Jerry Cooper	T	West Virginia
1951	22	262	Pittsburgh Steelers	Dick Hendley	B	Clemson	1954	22	258	Chicago Bears	Charlie Sumner	DB	William & Mary
1951	24	282	Washington Redskins	Tom Powers	B	Duke	1954	24	282	Chicago Bears	Bill Jarrett	B	West Virginia
1951	25	300	Los Angeles Rams	Jackie Calvert	T	Clemson	1954	24	286	Los Angeles Rams	Ed Brookman	T	West Virginia
1951	26	308	Detroit Lions	Frank Kazmierski	C	West Virginia	1954	25	300	Cleveland Browns	Tom Hughes	T	Virginia Tech


#SoConFB

# NFL DRAFT PICKS


Year	Rd.	Sel.	Team	Name	Pos.	School	Year	Rd.	Sel.	Team	Name	Pos.	School
1954	27	324	Cleveland Browns	Johnny Mapp	B	VMI	1959	13	150	San Francisco 49ers	Bill Lopasky	G	West Virginia
1954	28	326	Chicago Cardinals	Tom Koller	B	William & Mary	1959	14	165	Los Angeles Rams	Pete Davidson	T	The Citadel
1954	29	345	Philadelphia Eagles	Jack Stone	B	West Virginia	1959	17	193	Green Bay Packers	Tom Secules	B	William & Mary
1954	29	348	Cleveland Browns	Troy Carter	B	VMI	1959	21	244	Washington Redskins	Mel Reight	B	West Virginia
1955	5	51	Baltimore Colts	George Preas	T	Virginia Tech	1959	21	245	Detroit Lions	Buddy Davis	B	Richmond
1955	5	57	Philadelphia Eagles	Gene Lamone	G	West Virginia	1959	22	255	Chicago Cardinals	Glenn Shamblin	B	West Virginia
1955	7	76	Washington Redskins	Erik Christensen	E	Richmond	1959	22	260	Chicago Bears	Lennie Rubal	B	William & Mary
1955	7	82	San Francisco 49ers	Johnny Dean	B	Virginia Tech	1959	26	302	Philadelphia Eagles	Jim Burks	T	Virginia Tech
1955	7	83	Chicago Bears	Bruce Sturgess	B	William & Mary	1959	27	323	New York Giants	Joe Biscaha	E	Richmond
1955	11	128	New York Giants	Bill Hillen	E	West Virginia	1960	2	21	Washington Redskins	Sam Horner	HB	VMI
1955	13	154	San Francisco 49ers	Richie Gaskell	E	George Washington	1960	8	86	Los Angeles Rams	Carroll Dale	WR	Virginia Tech
1955	18	211	Los Angeles Rams	Clyde Sweeney	T	West Virginia	1960	14	163	Cleveland Browns	Bill Dumbauld	T	West Virginia
1955	21	242	Chicago Cardinals	Howie Wright	B	Virginia Tech	1960	14	164	Philadelphia Eagles	Ray Peterson	B	West Virginia
1955	22	255	Washington Redskins	Joe Boland	B	George Washington	1960	15	169	Los Angeles Rams	Harry Rakowski	C	The Citadel
1955	23	268	Washington Redskins	Chuck Donaldson	C	West Virginia	1960	16	186	Pittsburgh Steelers	Dave Ames	B	Richmond
1955	27	315	Baltimore Colts	Jim Locke	T	Virginia Tech	1960	17	194	Chicago Cardinals	Joe Davis	T	The Citadel
1955	28	332	New York Giants	Al Crow	DT	William & Mary	1961	3	42	Philadelphia Eagles	Don Oakes	T	Virginia Tech
1955	30	351	Washington Redskins	Tom Petty	E	Virginia Tech	1961	6	77	Baltimore Colts	Don Kern	HB	VMI
1956	1	6	Los Angeles Rams	Joe Marconi	FB	West Virginia	1961	12	157	Washington Redskins	Bob Coolbaugh	E	Richmond
1956	2	15	San Francisco 49ers	Bruce Bosley	C	West Virginia	1961	12	160	Chicago Bears	Howard Dyer	QB	VMI
1956	3	30	New York Giants	Sam Huff	LB	West Virginia	1961	16	214	Los Angeles Rams	Mike Zeno	G	Virginia Tech
1956	3	36	Washington Redskins	Fred Wyant	QB	West Virginia	1961	16	221	New York Giants	Bernie Vishneski	T	Virginia Tech
1956	4	40	San Francisco 49ers	Frank Pajczkowski	B	Richmond	1962	6	78	San Francisco 49ers	Bill Winter	T	West Virginia
1956	4	49	Cleveland Browns	Bobby Moss	B	West Virginia	1962	11	148	San Francisco 49ers	Larry Jepson	C	Furman
1956	6	62	Detroit Lions	Bob Lusk	C	William & Mary	1962	14	191	Baltimore Colts	Stinson Jones	B	VMI
1956	7	76	Pittsburgh Steelers	Dick Gaspari	C	George Washington	1962	15	205	Baltimore Colts	Joe Monti	G	Furman
1956	11	122	Detroit Lions	Lou Wacker	B	Richmond	1962	15	210	Green Bay Packers	Roger Holdinsky	B	West Virginia
1956	11	133	Cleveland Browns	Bill Underdonk	T	West Virginia	1962	18	247	Baltimore Colts	Mel Rideout	QB	Richmond
1956	14	169	Cleveland Browns	Charlie Sidwell	B	William & Mary	1963	5	61	Baltimore Colts	Bill Ventura	T	Richmond
1956	19	218	Detroit Lions	Dale Vaughn	B	VMI	1963	7	95	Green Bay Packers	Olin Hill	T	Furman
1956	22	260	Green Bay Packers	Jonny Popson	B	Furman	1963	8	102	Philadelphia Eagles	Tom Woodeshick	RB	West Virginia
1957	8	95	Detroit Lions	Dave Liddick	DT	George Washington	1963	12	165	Chicago Bears	Dick Drummond	B	George Washington
1957	13	147	Los Angeles Rams	Bob Wolfenden	B	Virginia Tech	1963	13	181	New York Giants	Jim Moss	B	West Virginia
1957	13	153	Washington Redskins	Claude Austin	B	George Washington	1963	15	210	Green Bay Packers	Gene Breen	LB	Virginia Tech
1957	15	180	Chicago Bears	Tony Hosek	E	West Virginia	1963	18	250	New York Giants	Bill Pashe	DB	George Washington
1957	16	191	Detroit Lions	Hillmer Olson	C	Virginia Tech	1963	19	257	Baltimore Colts	Steve Berzansky	B	West Virginia
1957	18	213	Washington Redskins	Ed Sakach	G	George Washington	1964	5	66	Pittsburgh Steelers	T.W. Alley	T	William & Mary
1957	21	250	Chicago Cardinals	Joe Kopnicky	E	West Virginia	1964	6	76	Detroit Lions	John Hilton	TE	Richmond
1957	22	264	Chicago Bears	Tom Datzell	T	Virginia Tech	1964	7	86	Philadelphia Eagles	Pete Goimarac	C	West Virginia
1957	24	285	Washington Redskins	Bob Jennings	C	Furman	1964	10	131	Los Angeles Rams	Ron Smith	QB	Richmond
1957	24	286	Chicago Cardinals	Ron Klim	C	West Virginia	1964	10	134	Detroit Lions	Glenn Holton	HB	West Virginia
1957	29	341	Cleveland Browns	Bill Trozzo	T	West Virginia	1964	11	150	Pittsburgh Steelers	Robert Soleau	LB	William & Mary
1957	30	358	Detroit Lions	Mike Shill	T	Furman	1964	12	156	Philadelphia Eagles	John Sapinsky	T	William & Mary
1958	1	7	Chicago Bears	Chuck Howley	LB	West Virginia	1964	13	177	St. Louis Cardinals	Jake Adams	E	Virginia Tech
1958	2	16	Washington Redskins	Mike Sommer	HB	George Washington	1965	3	29	San Francisco 49ers	Bob Schweickert	QB	Virginia Tech
1958	2	20	Pittsburgh Steelers	Larry Krutko	FB	West Virginia	1965	6	75	Dallas Cowboys	Sonny Utz	FB	Virginia Tech
1958	3	35	Baltimore Colts	Joe Nicely	G	West Virginia	1965	15	198	San Francisco 49ers	Joe Pabian	T	West Virginia
1958	8	89	Chicago Bears	Ed Rutsch	T	George Washington	1966	1	3	Pittsburgh Steelers	Dick Leftridge	FB	West Virginia
1958	10	121	Detroit Lions	Elliot Schaubach	T	William & Mary	1966	6	86	Dallas Cowboys	Bob Dunlevy	E	West Virginia
1958	11	130	Baltimore Colts	Bobby Jordan	B	VMI	1966	15	225	Detroit Lions	Bill Sullivan	DE	West Virginia
1958	13	148	Philadelphia Eagles	Mickey Trimarki	QB	West Virginia	1967	3	63	Chicago Bears	Garry Lyle	DB	George Washington
1958	17	197	Chicago Bears	Dick Eaton	C	Richmond	1967	10	254	St. Louis Cardinals	Lavern Barrs	DB	Furman
1958	17	198	Washington Redskins	Fred Wilt	T	Richmond	1968	3	58	Denver Broncos	Garrett Ford	RB	West Virginia
1958	19	221	Chicago Bears	Bill Chancey	E	West Virginia	1968	5	117	Washington Redskins	Mike Bragg	P	Richmond
1958	24	281	Chicago Bears	Russ Moon	T	Virginia Tech	1968	10	258	Philadelphia Eagles	John Mallory	DB	West Virginia
1959	3	32	Chicago Bears	Pete Johnson	DB	VMI	1968	13	336	Buffalo Bills	Dan Darragh	QB	William & Mary
1959	4	42	Detroit Lions	Art Brandriff	B	VMI	1968	14	366	Philadelphia Eagles	Dan Williamson	LB	West Virginia
1959	6	65	Washington Redskins	Jim McFalls	T	VMI	1968	14	373	Dallas Cowboys	Ron Williams*	DB	West Virginia
1959	6	67	Detroit Lions	Dick Guesman	DT	West Virginia	1968	16	412	Denver Broncos	Adin Brown	LB	William & Mary
1959	13	146	Chicago Cardinals	Pat Lamberti	E	Richmond	1969	16	415	Baltimore Colts	Jim McMillan	RB	The Citadel



North Carolina's Charlie Justice was drafted by the Washington Redskins in 1950. In 1961, he was inducted into the College Football Hall of Fame.



Maryland's Dick Modzelewski was a second-round pick of the Washington Redskins in 1953. He was elected to the College Football Hall of Fame in 1993.



The New York Giants drafted West Virginia's Sam Huff in the third round in 1956. Huff went on to become a five-time Pro Bowler during his Hall of Fame career.





Appalachian State's Dino Hackett was a second-round pick by the Kansas City Chiefs in 1986. The linebacker went 35th overall.



Chattanooga's Terrell Owens was picked in the third round of the 1996 draft by the San Francisco 49ers to start his Pro Football Hall of Fame career.



Samford defensive back Jaquiski Tartt was drafted in the second round by the San Francisco 49ers in 2015.

#SoConFB

Year	Rd.	Sel.	Team	Name	Pos.	School	Year	Rd.	Sel.	Team	Name	Pos.	School
1969	17	417	Buffalo Bills	Wayne Lineberry	LB	East Carolina	1992	6	141	Indianapolis Colts	Shoun Habersham	WR	Chattanooga
1969	17	425	Denver Broncos	Buster O'Brien	QB	Richmond	1992	7	178	Seattle Seahawks	Mike Frier	DT	Appalachian State
1970	1	12	Atlanta Falcons	John Small	LB	The Citadel	1992	8	207	Seattle Seahawks	Muhammad Shamsid-Deen	RB	Chattanooga
1970	1	15	San Diego Chargers	Walker Gillette	WR	Richmond	1992	11	299	Dallas Cowboys	Pumpy Tudors	P	Chattanooga
1970	7	161	Buffalo Bills	Wayne Fowler	T	Richmond	1993	3	67	Atlanta Falcons	Harold Alexander	P	Appalachian State
1970	7	174	Baltimore Colts	Gordon Slade	QB	Davidson	1993	6	162	Pittsburgh Steelers	Willie Williams	DB	Western Carolina
1970	17	416	Chicago Bears	Joe Brunson	DT	Furman	1993	8	198	New England Patriots	Troy Brown	WR	Marshall
1971	3	61	St. Louis Cardinals	Jim Livesay	WR	Richmond	1994	6	179	Minnesota Vikings	Andrew Jordan	TE	Western Carolina
1971	11	280	Los Angeles Rams	Charlie Richards	QB	Richmond	1995	5	170	Green Bay Packers	Travis Jervey	RB	The Citadel
1971	14	364	Baltimore Colts	Mike Mikolayunas	WR	Davidson	1996	3	71	Tampa Bay Buccaneers	Donnie Abraham	CB	ETSU
1971	15	383	Oakland Raiders	Andy Giles	DE	William & Mary	1996	3	87	Buffalo Bills	Matt Stevens	DB	Appalachian State
1972	9	223	Atlanta Falcons	Ray Easterling	DB	Richmond	1996	3	89	San Francisco 49ers	Terrell Owens	WR	Chattanooga
1972	14	358	Oakland Raiders	Dennis Cambal	TE	William & Mary	1996	6	195	New England Patriots	Mario Orien	RB	Chattanooga
1972	15	389	Miami Dolphins	Bill Davis	DT	William & Mary	1997	3	65	Dallas Cowboys	Dexter Coakley	LB	Appalachian State
1973	11	272	New York Jets	David Knight	WR	William & Mary	1997	5	155	Philadelphia Eagles	Luther Broughton	TE	Furman
1973	16	391	Houston Oilers	Tom Dameron	WR	East Carolina	2000	4	108	San Francisco 49ers	John Keith	DB	Furman
1973	17	438	Dallas Cowboys	Les Strayhorn	RB	East Carolina	2000	5	159	Jacksonville Jaguars	Kiwaukee Thomas	DB	Georgia Southern
1974	1	12	Green Bay Packers	Barty Smith	RB	Richmond	2000	7	208	Kansas City Chiefs	Des Kitchings	WR	Furman
1974	4	80	New York Giants	Carl Summerell	QB	East Carolina	2001	7	235	Jacksonville Jaguars	Richmond Flowers	WR	Chattanooga
1974	4	95	Buffalo Bills	Carlester Crumpler	RB	East Carolina	2001	7	243	Kansas City Chiefs	Terrell Sands	DT	Chattanooga
1974	15	369	Buffalo Bills	Pat Kelly	LB	Richmond	2001	7	215	Atlanta Falcons	Corey Hall	DB	Appalachian State
1974	16	405	Kansas City Chiefs	Barry Beers	G	William & Mary	2002	6	199	Chicago Bears	Adrian Peterson	RB	Georgia Southern
1975	9	210	New York Giants	Mike Mahoney	WR	Richmond	2003	6	179	Jacksonville Jaguars	David Young	SS	Georgia Southern
1975	9	232	Oakland Raiders	Harry Knight	QB	Richmond	2005	7	222	Washington Redskins	Nehemiah Broughton	RB	The Citadel
1975	12	298	Philadelphia Eagles	Dick Pawlewicz	RB	William & Mary	2006	5	148	Green Bay Packers	Ingle Martin	QB	Furman
1976	9	244	New York Jets	Ronnie Moore	WR	VMI	2007	7	251	Jacksonville Jaguars	Chad Nkang	LB	Elon
1976	16	447	Detroit Lions	Craig McCurdy	LB	William & Mary	2008	2	58	Tampa Bay Buccaneers	Dexter Jackson	WR	Appalachian State
1977	6	166	Detroit Lions	Reggie Pinkney	DB	East Carolina	2008	5	146	Detroit Lions	Jerome Felton	RB	Furman
1977	8	206	Green Bay Packers	David Whitehurst	QB	Furman	2008	6	177	Cincinnati Bengals	Corey Lynch	SS	Appalachian State
1977	11	304	Baltimore Colts	Brian Ruff	LB	The Citadel	2009	5	138	Atlanta Falcons	William Middleton	CB	Furman
1978	4	103	Cleveland Browns	Pete Pullara	G	Chattanooga	2010	3	88	Arizona Cardinals	Andre Roberts	WR	The Citadel
1980	10	257	Atlanta Falcons	Walt Bellamy	DB	VMI	2010	3	89	Carolina Panthers	Armani Edwards	WR	Appalachian State
1980	10	259	Buffalo Bills	Greg Cater	P	Chattanooga	2011	4	128	Pittsburgh Steelers	Cortez Allen	DB	The Citadel
1981	9	226	St. Louis Cardinals	Stump Mitchell	RB	The Citadel	2011	5	137	Cleveland Browns	Buster Skrine	DB	Chattanooga
1982	5	125	St. Louis Cardinals	Earl Ferrell	RB	ETSU	2011	5	156	Seattle Seahawks	Mark LeGree	DB	Appalachian State
1982	10	259	St. Louis Cardinals	Eddie McGill	TE	Western Carolina	2011	5	163	San Francisco 49ers	Daniel Kilgore	OL	Appalachian State
1982	11	286	Minnesota Vikings	Curtis Rouse	G	Chattanooga	2011	6	186	Green Bay Packers	D.J. Smith	LB	Appalachian State
1983	7	186	Minnesota Vikings	Carl Lee	DB	Marshall	2012	2	33	St. Louis Rams	Brian Quick	WR	Appalachian State
1984	3	65	Cincinnati Bengals	Stanford Jennings	RB	Furman	2012	5	162	New Orleans Saints	Corey White	S	Samford
1984	6	151	New England Patriots	Ernest Gibson	DB	Furman	2012	7	243	Green Bay Packers	B.J. Coleman	QB	Chattanooga
1984	9	236	Buffalo Bills	Leroy Howell	DE	Appalachian State	2013	3	80	Dallas Cowboys	J.J. Wilcox	DB	Georgia Southern
1984	12	311	New York Giants	Lawrence Green	LB	Chattanooga	2013	5	165	Detroit Lions	Sam Martin	P	Appalachian State
1985	10	271	St. Louis Cardinals	Dinky Williams	RB	Furman	2013	7	210	Jacksonville Jaguars	Demetrius McCray	DB	Appalachian State
1985	11	305	Seattle Seahawks	Louis Cooper	LB	Western Carolina	2013	7	223	Pittsburgh Steelers	Nicholas Williams	DT	Samford
1986	2	35	Kansas City Chiefs	Dino Hackett	LB	Appalachian State	2013	7	238	Baltimore Ravens	Aaron Mellette	WR	Elon
1986	4	90	Kansas City Chiefs	Chas Fox	WR	Furman	2014	3	96	Minnesota Vikings	Jerick McKinnon	RB	Georgia Southern
1986	9	233	Philadelphia Eagles	Clyde Simmons	DE	Western Carolina	2014	4	137	New York Jets	Dakota Dozier	OL	Furman
1987	9	246	Tampa Bay Buccaneers	Greg Davis	P	The Citadel	2014	7	252	Cincinnati Bengals	Lavelle Westbrook	DB	Georgia Southern
1988	5	135	Buffalo Bills	Kirk Roach	K	Western Carolina	2015	2	46	San Francisco 49ers	Jaquiski Tartt	S	Samford
1988	7	188	Cleveland Browns	Thane Gash	DB	ETSU	2015	5	148	New Orleans Saints	Davis Tull	DE	Chattanooga
1988	10	265	New York Giants	Steve Wilkes	DB	Appalachian State	2016	2	62	Carolina Panthers	James Bradberry	DB	Samford
1989	4	101	Seattle Seahawks	Travis McNeal	TE	Chattanooga	2017	6	217	Tennessee Titans	Corey Levin	OL	Chattanooga
1989	4	112	San Francisco 49ers	Michael Barber	WR	Marshall	2018	7	243	New England Patriots	Keion Crossen	DB	Western Carolina
1989	6	144	Pittsburgh Steelers	Mark Stock	WR	VMI	2022	1	29	New England Patriots	Cole Strange	OL	Chattanooga
1989	6	164	Buffalo Bills	Sean Doctor	RB	Marshall	2022	5	162	Denver Broncos	Montrell Washington	WR	Samford
1989	12	313	Atlanta Falcons	Tony Bowick	NT	Chattanooga							
1990	5	124	Kansas City Chiefs	Derrick Graham	T	Appalachian State							
1990	7	193	San Diego Chargers	Keith Collins	DB	Appalachian State							
1991	4	108	Dallas Cowboys	Tony Hill	DE	Chattanooga							
1991	12	331	Miami Dolphins	Joe Brunson	DT	Chattanooga							
1992	5	122	Seattle Seahawks	Gary Dandridge	DB	Appalachian State							

\* played basketball, not football, for West Virginia

## NCAA STATISTICAL CHAMPIONS (INDIVIDUAL)

### All-purpose yards average

189.6, Otis Washington (WCU), 1988  
210.3, DaVon Fowlkes (APP), 2004  
213.0, Detrez Newsome (WCU), 2016  
170.67, Detrez Newsome (WCU), 2017  
176.18, Montrell Washington (SAM), 2021

### Blocked kicks

4, Jack Barton (FUR), 2022

### Combined kick returns

985, Montrell Washington (SAM), 2021  
874, Devron Harper (MER), 2023

### Field goals made per game

2.16, Kirk Roach (WCU), 1986  
2.0, Matt Vick (UTC), 2000  
1.83, Andrew Wilcox (Elon), 2008  
1.82, Anthony Pistelli (SAM), 2015

### Field goal percentage

1.000, Walker Gliarmis (WOF), 2020-21  
1.000, Richard McCollum (WCU), 2021

### Forced fumbles per game

0.42, Jayden Pauling (WCU), 2019

### Fumbles forced

4, Kam Brinson (FUR), 2022

### Interceptions per game

1.0, Jim Bolding (ECU), 1975  
0.77, Mark LeGree (APP), 2008

### Kickoff return average

21.4, Sam Woolwine (VMI), 1955  
36.4, Tony Ball (UTC), 1977  
32.1, Josh Cole (FUR), 1995  
34.6, Randy Moss (MAR), 1996  
33.1, Richard Holland (VMI), 2000  
37.2, Brian Bratton (FUR), 2001  
35.9, Jerodis Williams (FUR), 2012  
29.8, T.J. Luther (WOF), 2020-21

### Passing completions per game

31.45, Scott Riddle (Elon), 2007  
31.25, Devlin Hodges (Samford), 2016  
28.92, Devlin Hodges (Samford), 2017  
35.27, Devlin Hodges (Samford), 2018  
28.73, Michael Hiers (Samford), 2023

### Pass completion percentage

68.5, Jacob Huesman (UTC), 2014  
69.4, Devlin Hodges (SAM), 2015  
70.5, Devlin Hodges (SAM), 2018  
76.6, Michael Hiers (SAM), 2022

### Passes defended

1.9, Alijah Huzzie (ETSU), 2022

### Passing efficiency

170.9, Bobby Lamb (FUR), 1985  
181.3, Michael Payton (MAR), 1991  
172.4, Chris Forcier (FUR), 2011

### Passing yards

4,283, Devlin Hodges (Samford), 2018

### Passing yards per completion

15.66, Drayton Arnold (UTC), 2020-21

### Passing yards per game

347.00, Scott Riddle (Elon), 2007  
389.36, Devlin Hodges (Samford), 2018

### Points responsible for per game

21.8, Devlin Hodges (SAM), 2018

### Punting

44.6, Pat Velarde (MAR), 1983  
43.3, Steve Kornegay (WCU), 1984  
44.6, Greg Davis (CIT), 1986  
43.3, Pumpy Tudors (UTC), 1989  
47.0, Harold Alexander (APP), 1991  
44.5, Harold Alexander (APP), 1992

### Punt return average

13.8, Mike Sommer (GWU), 1955  
19.21, Andre Roberts (CIT), 2008  
21.9, Montrell Washington (SAM), 2019

### Punt return touchdowns

3, Chandler Curtis (MER), 2014

2, Montrell Washington (SAM), 2021

### Receptions

78, Mike Barber (MAR), 1987  
113, Aaron Mellette (Elon), 2011

### Receptions per game

8.7, Mike Mikolayunas (DAV), 1970  
6.6, Wayne Tolleson (WCU), 1977  
8.1, Jeff Johnson (TSU), 1994  
9.4, DaVon Fowlkes (APP), 2004  
10.64, Terrell Hudgins (Elon), 2007  
10.25, Terrell Hudgins (Elon), 2009  
10.27, Aaron Mellette (Elon), 2011  
10.1, Karel Hamilton (Samford), 2016

### Receiving yards per game

147.1, DaVon Fowlkes (APP), 2004  
134.0, Terrell Hudgins (Elon), 2007  
136.08, Terrell Hudgins (Elon), 2009  
149.00, Aaron Mellette (Elon), 2011  
122.2, Jacob Herres (VMI), 2020-21

### Rushing yards per game

189.0, Louis Ivory (FUR), 2001  
119.5, Quay Holmes (ETSU), 2021

### Sacks per game

1.09, Josh Beard (UTC), 2009  
1.50, Adrian Hope (FUR), 2018

### Scoring

15.8, Adrian Peterson (GSU), 1999  
12.7, Chaz Williams (GSU), 2004

### Tackles per game

10.2, Chad Nkang (Elon), 2005

### Total offense

417.8, Devlin Hodges (SAM), 2018


### Total receiving yards

1,474, Terrell Hudgins (Elon), 2007  
1,633, Terrell Hudgins (Elon), 2009  
1,639, Aaron Mellette (Elon), 2011  
978, Jacob Herres (VMI), 2020-21

### Solo tackles per game

8.73, Chris Camacho (UTC), 2007  
6.70, Bryce Smith (SAM), 2009

### Yards per pass attempt



Elon's Aaron Mellette led the nation in receptions (113), receptions per game (10.27), receiving yards per game (149.00) and total receiving yards (1,639) in 2011.

## NCAA STATISTICAL CHAMPIONS (TEAM)

### Total offense

551.7, Georgia Southern, 1999  
488.33, Appalachian State, 2007  
**504.1, Western Carolina, 2023**

### Rushing offense per game

289.1, Furman, 1983  
316.9, VMI, 1991  
345.5, The Citadel, 1992  
382.0, The Citadel, 1994  
419.0, Georgia Southern, 1999  
323.6, Georgia Southern, 2001  
386.2, Georgia Southern, 2002  
335.6, Georgia Southern, 2003  
369.9, Georgia Southern, 2004  
386.8, Georgia Southern, 2005  
326.27, Georgia Southern, 2007  
399.4, Georgia Southern, 2012  
348.2, The Citadel, 2016

### Passing efficiency

173.5, Georgia Southern, 2004  
169.92, Wofford, 2008

### Pass completion percentage

67.6, Chattanooga, 2014  
69.7, Samford, 2015  
70.2, Samford, 2018  
74.6, Samford, 2022  
71.7, Samford, 2023

### Passing offense

392.7, Samford, 2018

### Passing yards per completion

20.04, The Citadel, 2017  
18.42, The Citadel, 2018

### Fewest passes had intercepted

3, Wofford, 2017

### Most passes had intercepted

18, Furman, 2022

### Scoring offense per game

42.4, Marshall, 1992  
50.0, Georgia Southern, 1999  
47.0, Georgia Southern, 2004

### Sacks allowed per game

0.42, Wofford, 2008  
0.21, Wofford, 2016  
0.54, Furman, 2017  
0.33, Wofford, 2019

### Time of possession

34:19, The Citadel, 2017  
36:24, The Citadel, 2022

### Passing defense

104.4, Chattanooga, 1989  
132.8, Furman, 2003  
132.2, Western Carolina, 2005  
139.1, Samford, 2014  
99.6, Chattanooga, 2020-21

### Scoring defense per game

9.9, Appalachian State, 1985  
9.7, Furman, 1988  
13.0, The Citadel, 1992

### Net punting average

42.9, Marshall, 1994  
44.5, Marshall, 1996  
41.5, Western Carolina, 1998  
41.6, Wofford, 2016  
40.58, Mercer, 2018

### Punt return average

19.67, The Citadel, 2008  
19.41, Samford, 2019

### Kickoff return average

26.8, Western Carolina, 1993  
27.1, Furman, 1997  
27.4, Western Carolina, 2005

### Kick return defense

14.41, Mercer, 2017

### Fumbles lost

3, Samford, 2009

### Fumbles recovered

16, Mercer, 2017

### Turnovers gained

29, Furman, 2022

### Turnovers lost

11, Wofford, 2008  
10, Mercer, 2015  
10, ETSU, 2016

### Turnover margin

+1.64, Wofford, 2003

### First downs per game

24.50, Appalachian State, 2009

### Fourth down conversion percentage

85.0%, Mercer, 2022

### Fourth down efficiency

83.3%, Georgia Southern, 2007  
81.82%, Furman, 2009

### Fourth down efficiency defense

9.09%, Samford, 2009

### Fewest penalties

38, VMI, 2017  
38, Mercer, 2021  
39, Chattanooga, 2022

### Fewest penalties per game

2.92, The Citadel, 2013  
3.27, Mercer, 2015  
3.15, Furman, 2017  
3.64, Furman, 2021  
3.55, Chattanooga, 2022

### Fewest penalty yards

332, VMI, 2017  
322, Mercer, 2021

### Fewest penalty yards per game

30.18, VMI, 2017  
24.71, Furman, 2020-21  
31.55, Wofford, 2021

### Blocked kicks

10, Furman, 2022

### Blocked kicks allowed

0, Chattanooga, 2017  
0, Samford, 2018  
0, Samford, 2019  
0, VMI, 2019  
0, Wofford, 2019  
0, ETSU, 2020-21  
0, Chattanooga, 2020-21  
0, VMI, 2020-21  
0, Wofford, 2020-21  
0, The Citadel, 2021  
0, ETSU, 2021  
0, Samford, 2021  
0, Chattanooga, 2021  
0, Wofford, 2021  
0, ETSU, 2022

### Blocked punts

5, ETSU, 2023

### Blocked punts allowed

0, The Citadel, 2017  
0, Chattanooga, 2017  
0, Furman, 2018  
0, Samford, 2018  
0, The Citadel, 2019  
0, ETSU, 2019  
0, Furman, 2019  
0, Samford, 2019  
0, VMI, 2019  
0, Western Carolina, 2019  
0, Wofford, 2019  
0, The Citadel, 2020-21  
0, ETSU, 2020-21  
0, Samford, 2020-21  
0, Chattanooga, 2020-21  
0, VMI, 2020-21  
0, Western Carolina, 2020-21  
0, Wofford, 2020-21  
0, The Citadel, 2021  
0, ETSU, 2021  
0, Furman, 2021  
0, Samford, 2021  
0, Chattanooga, 2021  
0, Wofford, 2021  
0, ETSU, 2022  
0, Furman, 2022  
0, Samford, 2022  
0, Chattanooga, 2022  
0, Wofford, 2022



## SOCON TEAMS IN OVERTIME

Date	Result
Dec. 1, 1990	Nevada-Reno 42, Furman 35 (3OT)
Oct. 19, 1991	Appalachian State 26, Furman 23 (3OT)
Nov. 2, 1991	Marshall 27, Western Carolina 24 (3OT)
Nov. 21, 1992	VMI 37, Chattanooga 34
Oct. 16, 1993	VMI 35, Chattanooga 29 (2OT)
Nov. 19, 1994	VMI 26, Appalachian State 23
Nov. 26, 1994	Appalachian State 17, New Hampshire 10
Nov. 16, 1996	VMI 34, The Citadel 27 (2OT)
Oct. 11, 1997	The Citadel 23, ETSU 20
Sept. 26, 1998	Western Carolina 31, ETSU 24
Oct. 3, 1998	Appalachian State 30, Wake Forest 27
Oct. 24, 1998	ETSU 22, Furman 19 (2OT)
Nov. 6, 1999	Samford 35, Western Carolina 32
Nov. 6, 1999	Chattanooga 30, The Citadel 27
Nov. 27, 1999	Massachusetts 30, Furman 23
Nov. 18, 2000	Furman 45, Chattanooga 44
Dec. 9, 2000	Montana 19, Appalachian State 16
Oct. 13, 2001	VMI 19, Chattanooga 16
Nov. 3, 2001	The Citadel 20, Chattanooga 17 (2OT)
Oct. 5, 2002	Wofford 27, Chattanooga 21
Sept. 11, 2003	ETSU 14, Tennessee-Martin 7
Sept. 25, 2004	Gardner-Webb 26, Western Carolina 20
Sept. 25, 2004	Pittsburgh 41, Furman 38
Sept. 3, 2005	Chattanooga 30, Tennessee Tech 23
Sept. 3, 2005	Georgia Southern 41, Northeastern 38
Sept. 25, 2005	Furman 44, Hofstra 41 (2OT)
Oct. 15, 2005	Furman 39, The Citadel 31 (3OT)
Sept. 9, 2006	Charleston Southern 38, The Citadel 35 (2OT)
Oct. 14, 2006	Chattanooga 17, Western Carolina 14
Oct. 21, 2006	Appalachian State 27, Georgia Southern 20 (2OT)
Oct. 21, 2006	Furman 28, Chattanooga 22
Oct. 21, 2006	The Citadel 30, Western Carolina 27
Nov. 18, 2006	Central Arkansas 34, Georgia Southern 31
Sept. 22, 2007	Chattanooga 45, Georgia Southern 38
Oct. 13, 2007	The Citadel 54, Furman 51
Oct. 13, 2007	Elon 36, Georgia Southern 33 (2OT)
Sept. 13, 2008	Georgia Southern 34, Northeastern 27
Sept. 27, 2008	Wofford 38, Georgia Southern 37
Oct. 25, 2008	Georgia Southern 38, Western Carolina 31
Nov. 1, 2008	Georgia Southern 44, The Citadel 41 (3OT)
Oct. 3, 2009	Appalachian State 30, The Citadel 27
Sept. 18, 2010	Richmond 27, Elon 21
Nov. 6, 2010	Georgia Southern 21, Appalachian State 14
Sept. 24, 2011	Elon 18, The Citadel 15
Sept. 8, 2012	Coastal Carolina 47, Furman 45 (3OT)
Oct. 27, 2012	Georgia Southern 39, Chattanooga 31 (3OT)
Nov. 3, 2012	Samford 24, Wofford 17 (2OT)
Nov. 10, 2012	Wofford 16, Chattanooga 13
Dec. 1, 2012	Illinois State 38, Appalachian State 37
Oct. 5, 2013	The Citadel 31, Appalachian State 28
Oct. 26, 2013	Western Carolina 27, Elon 24
Nov. 16, 2013	Samford 17, Chattanooga 14
Sept. 6, 2014	Jacksonville State 26, Chattanooga 23
Oct. 4, 2014	Coastal Carolina 37, Furman 31 (2OT)
Oct. 11, 2014	The Citadel 63, Charlotte 56 (2OT)
Oct. 18, 2014	Gardner-Webb 47, VMI 41 (2OT)
Nov. 8, 2014	The Citadel 42, Furman 35
Oct. 3, 2015	Wofford 34, Mercer 33
Oct. 3, 2015	Bucknell 28, VMI 22
Nov. 14, 2015	Mercer 27, Furman 20
Dec. 5, 2015	Jacksonville State 41, Chattanooga 35
Sept. 3, 2016	ETSU 20, Kennesaw State 17 (2OT)
Sept. 24, 2016	VMI 23, Bucknell 17 (3OT)
Oct. 1, 2016	Mercer 33, VMI 30
Oct. 22, 2016	The Citadel 24, Wofford 21
Nov. 5, 2016	The Citadel 37, Samford 34
Dec. 10, 2016	Youngstown State 30, Wofford 23 (2OT)
Sept. 23, 2017	ETSU 26, Mercer 23
Oct. 7, 2017	Wofford 35, Western Carolina 28
Nov. 4, 2017	Wofford 24, Chattanooga 21 (2OT)
Sept. 8, 2018	Chattanooga 29, The Citadel 28
Oct. 27, 2018	ETSU 45, Western Carolina 43 (3OT)

Date	Result
Aug. 31, 2019	Tennessee Tech 59, Samford 58 (2OT)
Sept. 14, 2019	The Citadel 27, Georgia Tech 24
Sept. 14, 2019	VMI 31, ETSU 24
Sept. 28, 2019	Samford 61, The Citadel 55 (4OT)
Oct. 12, 2019	VMI 48, Samford 41
Oct. 26, 2019	Wofford 35, Chattanooga 34
Nov. 2, 2019	Mercer 36, Samford 33 (3OT)
Nov. 9, 2019	Western Carolina 23, ETSU 20
March 6, 2021	Chattanooga 25, The Citadel 24
March 6, 2021	Furman 44, Samford 37
March 20, 2021	VMI 38, Samford 37
Sept. 25, 2021	ETSU, 55, Samford 48
Nov. 13, 2021	The Citadel 45, Wofford 44
Oct. 9, 2021	VMI 37, Chattanooga 34
Nov. 19, 2022	Samford 50, Mercer 44 (2OT)
Dec. 3, 2022	Samford 48, Southeastern Louisiana 42
Dec. 8, 2023	Montana 35, Furman 28



VMI's Daz Palmer ran for a 12-yard touchdown in the third overtime as the Keydets downed Bucknell on the road, 23-17, on Sept. 24, 2016.

Current league members' overtime records		
School	Record	Win pct.
The Citadel	11-10	.524
ETSU	6-4	.600
Furman	5-10	.333
Mercer	3-3	.500
Samford	5-6	.455
Chattanooga	6-15	.286
VMI*	10-5	.667
Western Carolina	3-8	.273
Wofford	7-4	.636
<b>Total</b>	<b>56-65</b>	<b>.462</b>

\* includes two losses as a member of the Big South Conference

## 1982 (NCAA)

- Eastern Kentucky
- Louisiana Tech
- Delaware
- Tennessee State
- Eastern Illinois
- Furman**
- South Carolina State
- Jackson State
- Colgate
- Grambling
- Idaho
- Northern Illinois
- Holy Cross
- Bowling Green
- Boise State
- Western Illinois
- Chattanooga**
- Northwestern State
- Montana
- Lafayette

## 1983 (NCAA)

- Southern Illinois
- Furman**
- Holy Cross
- North Texas State
- Indiana State
- Eastern Illinois
- Colgate
- Eastern Kentucky
- Western Carolina**
- Grambling
- Nevada-Reno
- Idaho State
- T13. Boston University
- T13. Northeast Louisiana
- Jackson State
- Middle Tennessee
- Tennessee State
- South Carolina State
- Mississippi Valley
- New Hampshire

## 1984 (NCAA)

- Alcorn State
- Montana State
- T2. Rhode Island
- Boston University
- Indiana State
- T6. Middle Tennessee
- T6. Mississippi Valley
- Eastern Kentucky
- Louisiana Tech
- Arkansas State
- New Hampshire
- Richmond
- Murray State
- Western Carolina**
- Holy Cross
- Furman**
- Chattanooga**
- Northern Iowa
- Delaware
- McNeese State

## 1985 (NCAA)

- Middle Tennessee
- T2. Furman**
- Nevada-Reno
- Northern Iowa
- Idaho
- Arkansas State
- Rhode Island
- Grambling
- Georgia Southern
- Akron
- Eastern Washington

## T12. Appalachian State

- Delaware State
- Louisiana Tech
- Jackson State
- William & Mary
- Murray State
- Richmond
- Eastern Kentucky
- Alcorn State

## 1986 (NCAA)

- Nevada-Reno
- Arkansas State
- Eastern Illinois
- Georgia Southern
- Holy Cross
- Appalachian State**
- Pennsylvania
- William & Mary
- Jackson State
- Eastern Kentucky
- Sam Houston State
- Nicholls State
- Delaware
- Tennessee State
- Furman**
- Idaho
- Southern Illinois
- Murray State
- Connecticut
- North Carolina A&T

## 1986 (TSN)

- Nevada-Reno
- Arkansas State
- Eastern Illinois
- Georgia Southern
- Appalachian State**
- Holy Cross
- Pennsylvania
- Tennessee State
- Jackson State
- William & Mary
- Nicholls State
- Eastern Kentucky
- Sam Houston State
- Delaware
- Furman**
- North Carolina A&T
- Murray State
- Cornell
- Idaho
- Northern Arizona

## 1987 (NCAA)

- Holy Cross
- Appalachian State**
- Northeast Louisiana
- Northern Iowa
- Idaho
- Georgia Southern
- Eastern Kentucky
- James Madison
- Jackson State
- Weber State
- Western Kentucky
- Arkansas State
- Maine
- Marshall**
- Youngstown State
- North Texas
- Richmond
- Howard
- Sam Houston State
- Delaware State

## 1987 (TSN)

- Holy Cross

## 2. Appalachian State

- Northeast Louisiana
- Georgia Southern
- Eastern Kentucky
- Northern Iowa
- Idaho
- Weber State
- Arkansas State
- James Madison
- North Texas
- Jackson State
- Howard
- Western Kentucky
- Marshall**
- Maine
- Furman**
- Youngstown State
- Harvard
- Sam Houston State

## 1988 (NCAA)

- Idaho
- Georgia Southern
- Western Illinois
- Furman**
- Jackson State
- Marshall**
- Eastern Kentucky
- NW Louisiana
- Stephen F. Austin
- T10. Massachusetts
- T10. North Texas
- T12. Boise State
- T12. Western Kentucky
- The Citadel**
- Delaware
- Montana
- Middle Tennessee
- Florida A&M
- Holy Cross
- Grambling

## 1988 (TSN)

- Idaho
- Georgia Southern
- Western Illinois
- Furman**
- Marshall**
- Northwestern State
- Jackson State
- Stephen F. Austin
- Eastern Kentucky
- North Texas
- Montana
- The Citadel**
- Boise State
- T13. Western Kentucky
- T15. Massachusetts
- Holy Cross
- Grambling
- Delaware
- Florida A&M
- Pennsylvania

## 1989 (NCAA)

- Georgia Southern
- Furman**
- Stephen F. Austin
- Holy Cross
- Idaho
- Montana
- Appalachian State**
- Maine
- Southwest Missouri St.
- T10. Middle Tennessee
- T10. William & Mary
- Eastern Kentucky
- Grambling

## 14. Youngstown State

- Eastern Illinois
- Villanova
- Jackson State
- Connecticut
- Nevada-Reno
- Northern Iowa

## 1989 (TSN)

- Georgia Southern
- Furman**
- Idaho
- Stephen F. Austin
- Montana
- Holy Cross
- Appalachian State**
- Middle Tennessee
- Maine
- Southwest Missouri St.
- Eastern Kentucky
- William & Mary
- Eastern Illinois
- Youngstown State
- Grambling
- Villanova
- Jackson State
- Yale
- Northern Iowa
- Nevada-Reno

## 1990 (NCAA)

- Middle Tennessee
- Youngstown State
- Georgia Southern
- Nevada-Reno
- Eastern Kentucky
- Southwest Missouri St.
- William & Mary
- Holy Cross
- Massachusetts
- Boise State
- Northern Iowa
- Furman**
- Idaho
- Northeast Louisiana
- The Citadel**
- Jackson State
- Dartmouth
- UCF
- New Hampshire
- North Carolina A&T

## 1990 (TSN)

- Youngstown State
- Middle Tennessee
- Nevada-Reno
- Eastern Kentucky
- Georgia Southern
- William & Mary
- Southwest Missouri St.
- Holy Cross
- Furman**
- Northern Iowa
- Boise State
- Massachusetts
- Idaho
- UCF
- The Citadel**
- Jackson State
- Dartmouth
- Northeast Louisiana
- North Carolina A&T
- New Hampshire

## 1991 (NCAA)

- Nevada-Reno
- Eastern Kentucky
- Holy Cross

## 4. Northern Iowa

- Alabama State
- Delaware
- Villanova
- Marshall**
- Middle Tennessee
- Samford
- New Hampshire
- Sam Houston State
- Youngstown State
- Western Illinois
- Weber State
- James Madison
- Appalachian State**
- Northeast Louisiana
- McNeese State
- T20. The Citadel**
- T20. Furman**

## 1991 (TSN)

- Nevada-Reno
- Eastern Kentucky
- Northern Iowa
- Holy Cross
- Delaware
- Villanova
- Marshall**
- Middle Tennessee
- Alabama State
- Appalachian State**
- New Hampshire
- Samford
- Weber State
- Youngstown State
- Furman**
- Sam Houston State
- James Madison
- Lehigh
- Western Illinois
- Northeast Louisiana

## 1992 (NCAA)

- The Citadel**
- Northeast Louisiana
- Northern Iowa
- Middle Tennessee
- Idaho
- Marshall**
- Youngstown State
- Delaware
- Samford
- Villanova
- McNeese State
- Eastern Kentucky
- William & Mary
- Eastern Washington
- Florida A&M
- Appalachian State**
- North Carolina A&T
- Alcorn State
- Liberty
- Western Illinois

## 1992 (TSN)

- The Citadel**
- Northeast Louisiana
- Northern Iowa
- Middle Tennessee
- Idaho
- Youngstown State
- Delaware
- Samford
- Marshall**
- Eastern Kentucky
- Villanova
- William & Mary
- McNeese State
- Eastern Washington



15. North Carolina A&T  
**16. Appalachian State**  
 17. Grambling  
 18. Florida A&M  
**19. Western Carolina**  
 20. Georgia Southern

**1993 (TSN)**

1. Troy State  
**2. Georgia Southern**  
 3. Montana  
 4. Northeast Louisiana  
 5. McNeese State  
 6. Boston University  
 7. Youngstown State  
 8. Howard  
**9. Marshall**  
 10. William & Mary  
 11. Idaho  
 12. UCF  
 13. Northern Iowa  
 14. Stephen F. Austin  
 15. Southern  
 16. Pennsylvania  
 17. Eastern Kentucky  
 18. Delaware  
 19. Western Kentucky  
 20. Eastern Washington  
 21. North Carolina A&T  
 22. Tennessee Tech  
 23. Alcorn State  
 24. Towson State  
 25. Massachusetts

**1994 (TSN)**

1. Youngstown State  
 2. Boise State  
**3. Marshall**  
 4. Montana  
 5. Eastern Kentucky  
 6. McNeese State  
 7. James Madison  
 8. Idaho  
**9. Appalachian State**  
 10. Boston University  
 11. Northern Iowa  
 12. Troy State  
 13. New Hampshire  
 14. Pennsylvania  
 15. North Texas  
 16. Middle Tennessee St.  
 17. Grambling  
 18. Alcorn State  
 19. William & Mary  
 20. UCF  
 21. Stephen F. Austin  
 22. Hofstra  
 23. South Carolina State  
 24. Western Illinois  
 25. Northern Arizona

**1995 (TSN)**

1. Montana  
**2. Marshall**  
 3. McNeese State  
 4. Stephen F. Austin  
**5. Appalachian State**  
 6. Delaware  
 7. Troy State  
 8. Southern  
 9. Murray State  
 10. Hofstra  
**11. Georgia Southern**  
 12. Eastern Kentucky  
 13. Northern Illinois  
 14. Eastern Illinois  
 15. James Madison  
 16. Jackson State

17. Florida A&M  
 18. Idaho  
 19. William & Mary  
 20. Richmond  
 21. Boise State  
 22. Northern Arizona  
 23. Connecticut  
 24. Indiana State  
 25. Middle Tennessee St.

**1996 (TSN)**

- 1. Marshall**  
 2. Montana  
 3. Northern Iowa  
 4. Troy State  
 5. William & Mary  
 6. Murray State  
**7. ETSU**  
 8. Northern Arizona  
**9. Furman**  
 10. Delaware  
 11. Jackson State  
 12. Villanova  
 13. Western Illinois  
 14. Florida A&M  
 15. Nicholls State  
 16. Eastern Illinois  
 17. New Hampshire  
 18. Youngstown State  
 19. Dartmouth  
 20. Howard  
 21. Stephen F. Austin  
**22. Appalachian State**  
 23. Southwest Missouri St.  
 24. Dayton  
 25. James Madison

**1997 (TSN)**

1. Youngstown State  
 2. McNeese State  
 3. Delaware  
 4. Eastern Washington  
 5. Villanova  
 6. Western Illinois  
 7. Western Kentucky  
**8. Georgia Southern**  
 9. Hampton  
 10. Florida A&M  
 11. Southern  
 12. Montana  
 13. Jackson State  
 14. Hofstra  
 15. Eastern Kentucky  
 16. Cal Poly-SLO  
 17. Northwestern St. (La.)  
 18. Stephen F. Austin  
 19. South Carolina State  
 20. Liberty  
 21. Eastern Illinois  
**22. Appalachian State**  
 23. Dayton  
 24. Northeastern  
 25. Colgate

**1997 (ESPN)**

1. Youngstown State  
 2. McNeese State  
 3. Delaware  
 4. Eastern Washington  
 5. Villanova  
 6. Western Illinois  
 7. Western Kentucky  
**8. Georgia Southern**  
 9. Montana  
 10. Hampton  
 11. Southern  
 12. Florida A&M  
 13. Jackson State

14. Northwestern State  
 15. Eastern Kentucky  
 16. Hofstra  
 17. Cal Poly SLO  
 18. Stephen F. Austin  
 19. Liberty  
 20. South Carolina State  
 21. Colgate  
 22. Eastern Illinois  
**23. Appalachian State**  
 24. Northeastern  
 25. Dayton

**1998 (TSN)**

1. Massachusetts  
 2. **Georgia Southern**  
 3. Northwestern State  
 4. Western Illinois  
 5. Florida A&M  
**6. Appalachian State**  
 7. Lehigh  
 8. McNeese State  
 9. Connecticut  
 10. Richmond  
 11. Hampton  
 12. Tennessee State  
 13. Troy State  
 14. Southern  
 15. Montana  
 16. Illinois State  
 17. William & Mary  
 18. Bethune-Cookman  
 19. Western Kentucky  
 20. Hofstra  
 21. Colgate  
 22. South Florida  
 23. Delaware  
 24. Murray State  
 25. Montana State

**1999 (TSN)**

- 1. Georgia Southern**  
 2. Youngstown State  
 3. Illinois State  
 4. Florida A&M  
 5. Hofstra  
 6. Troy State  
 7. Massachusetts  
 8. Montana  
**9. Appalachian State**  
 10. North Carolina A&T  
 11. Tennessee State  
**12. Furman**  
 13. James Madison  
 14. Lehigh  
 15. Northern Iowa  
 16. Northern Arizona  
 17. Southern  
 18. Colgate  
 19. Jackson State  
 20. Portland State  
 21. Elon  
 22. Stephen F. Austin  
 23. South Florida  
 24. Villanova  
 25. Brown

**2000 (TSN)**

- 1. Georgia Southern**  
 2. Montana  
 3. Delaware  
**4. Appalachian State**  
 5. Western Kentucky  
 6. Richmond  
 7. Hofstra  
 8. Lehigh  
 9. Troy State  
**10. Furman**

11. Youngstown State  
 12. Western Illinois  
 13. Grambling  
 14. Florida A&M  
 15. Portland State  
 16. McNeese State  
 17. Eastern Illinois  
 18. Weber State  
 19. Northern Iowa  
 20. Bethune-Cookman  
 21. North Carolina A&T  
 22. Tennessee Tech  
**23. Wofford**  
 24. Illinois State  
 25. Southwest Texas State

**2001 (TSN)**

1. Montana  
**2. Furman**  
**3. Georgia Southern**  
 4. Northern Iowa  
 5. Lehigh  
**6. Appalachian State**  
 7. Sam Houston State  
 8. Grambling  
 9. Eastern Illinois  
 10. Maine  
 11. Hofstra  
 12. Western Kentucky  
 13. McNeese State  
 14. Northwestern State  
 15. Youngstown State  
 16. Northern Arizona  
 17. William & Mary  
 18. Eastern Kentucky  
 19. Harvard  
 20. Villanova  
 21. Rhode Island  
 22. Florida A&M  
 23. Tennessee Tech  
 24. Penn  
 25. Tennessee State

**2002 (TSN)**

1. Western Kentucky  
 2. McNeese State  
**3. Georgia Southern**  
 4. Villanova  
 5. Western Illinois  
 6. Maine  
 7. Montana  
 8. Grambling  
**9. Furman**  
**10. Appalachian State**  
 11. Northeastern  
 12. Fordham  
 13. Eastern Illinois  
**14. Wofford**  
 15. Bethune-Cookman  
 16. Northwestern State  
 17. Penn  
 18. Idaho State  
 19. Montana State  
 20. Murray State  
 21. Eastern Kentucky  
 22. Gardner-Webb  
 23. Nicholls State  
 24. Southeast Missouri St.  
 25. Colgate

**2003 (TSN/CSTV)**

1. Delaware  
 2. Colgate  
**3. Wofford**  
 4. Florida Atlantic  
 5. Northern Iowa  
 6. Western Illinois  
 7. Western Kentucky

8. McNeese State  
 9. Southern Illinois  
 10. Northern Arizona  
 11. Massachusetts  
 12. Pennsylvania  
 13. Southern  
 14. Montana  
 15. Bethune-Cookman  
 16. North Carolina A&T  
 17. Grambling  
 18. Jacksonville State  
 19. Northern Colorado  
 20. Northeastern  
 21. Montana State  
 22. Idaho State  
 23. Lehigh  
**24. Georgia Southern**  
 25. Villanova

**2004 (TSN)**

1. James Madison  
 2. Montana  
 3. William & Mary  
 4. Sam Houston  
**5. Furman**  
 6. New Hampshire  
 7. Delaware  
 8. Eastern Washington  
 9. Southern Illinois  
**10. Georgia Southern**  
 11. Western Kentucky  
 12. Hampton  
 13. Harvard  
 14. Jacksonville State  
 15. Lehigh  
 16. Cal Poly  
 17. Northwestern State  
**18. Wofford**  
 19. Lafayette  
 20. Alabama State  
 21. Pennsylvania  
 22. South Carolina State  
 23. North Dakota State  
 24. Coastal Carolina  
 25. Northern Iowa

**2005 (TSN)**

- 1. Appalachian State**  
 2. Northern Iowa  
**3. Furman**  
 4. Texas State  
 5. New Hampshire  
 6. Cal Poly  
 7. Southern Illinois  
 8. Richmond  
**9. Georgia Southern**  
 10. Hampton  
 11. Grambling State  
 12. Montana  
 13. Eastern Washington  
 14. Youngstown State  
 15. Brown  
 16. Eastern Illinois  
 17. Nicholls State  
 18. Montana State  
 19. Massachusetts  
 20. South Carolina State  
 21. Lafayette  
 22. Illinois State  
 23. Colgate  
 24. Coastal Carolina  
 25. James Madison

**2006 (TSN)**

- 1. Appalachian State**  
 2. Massachusetts  
 3. Montana  
 4. Youngstown State

5. North Dakota State
6. New Hampshire
7. Southern Illinois
8. Illinois State
9. James Madison
10. Montana State
11. Hampton
12. **Furman**
13. Tennessee-Martin
14. Coastal Carolina
15. Eastern Illinois
16. Cal Poly
17. Northern Iowa
18. Princeton
19. Portland State
20. San Diego
21. McNeese State
22. South Dakota State
23. **Wofford**
24. Central Arkansas
25. Yale

## 2006 (CSN)

1. **Appalachian State**
2. Massachusetts
3. Montana
4. Youngstown State
5. North Dakota State
6. New Hampshire
7. Southern Illinois
8. Illinois State
9. James Madison
10. Hampton
11. Montana State
12. **Furman**
13. Tennessee-Martin
14. Cal Poly
15. Coastal Carolina
16. Eastern Illinois
17. Princeton
18. San Diego
19. Northern Iowa
20. Portland State
21. South Dakota State
22. McNeese State
23. **Wofford**
24. Cal-Davis
25. Northern Arizona

## 2007 (Coaches)

1. **Appalachian State**
2. Delaware
3. Southern Illinois
4. Richmond
5. Northern Iowa
6. Massachusetts
7. James Madison
8. Eastern Washington
9. North Dakota State
10. **Wofford**
11. McNeese State
12. Montana
13. Eastern Kentucky
14. New Hampshire
15. Eastern Illinois
16. Delaware State
17. Youngstown State
18. **Georgia Southern**
19. Fordham
20. Harvard
21. Yale
22. South Dakota State
23. **Elon**
24. Grambling State
25. Dayton

## 2007 (TSN)

1. **Appalachian State**

2. Delaware
3. Southern Illinois
4. Northern Iowa
5. Richmond
6. **Wofford**
7. Massachusetts
8. Eastern Washington
9. North Dakota State
10. Montana
11. McNeese State
12. James Madison
13. Eastern Kentucky
14. New Hampshire
15. Delaware State
16. Youngstown State
17. **Georgia Southern**
18. Eastern Illinois
- T19. South Dakota State
- T19. Fordham
21. Harvard
22. Yale
23. **Elon**
24. Cal Poly
25. Grambling State

## 2008 (Coaches)

1. Richmond
2. Montana
3. James Madison
4. Northern Iowa
5. **Appalachian State**
6. Villanova
7. New Hampshire
8. Cal Poly
9. Weber State
10. Southern Illinois
11. **Wofford**
12. Central Arkansas
13. South Carolina State
14. Harvard
15. Liberty
16. Maine
17. Colgate
18. Eastern Kentucky
19. **Elon**
20. William & Mary
21. McNeese State
22. Jacksonville State
23. Texas State
24. Grambling State
25. Prairie View A&M

## 2008 (TSN)

1. Richmond
2. Montana
3. James Madison
4. Northern Iowa
5. **Appalachian State**
6. Villanova
7. Weber State
8. New Hampshire
9. **Wofford**
10. Cal Poly
11. Southern Illinois
12. Central Arkansas
13. South Carolina State
14. Liberty
15. Harvard
16. Colgate
17. **Elon**
18. Maine
19. Eastern Kentucky
20. William & Mary
21. McNeese State
22. Texas State
23. Jacksonville State
24. Grambling State
25. Prairie View

## 2009 (Coaches)

1. Villanova
2. Montana
- T3. **Appalachian State**
- T3. William & Mary
5. Richmond
6. Southern Illinois
7. New Hampshire
8. South Carolina State
9. Stephen F. Austin
10. **Elon**
11. South Dakota State
12. McNeese State
13. Eastern Washington
14. Holy Cross
15. Eastern Illinois
16. Jacksonville State
17. Weber State
18. Northern Iowa
19. Prairie View A&M
20. Colgate
21. Liberty
22. Florida A&M
23. Pennsylvania
24. Texas State
25. Lafayette

## 2009 (TSN)

1. Villanova
2. Montana
3. **Appalachian State**
4. William & Mary
5. Richmond
6. Southern Illinois
7. New Hampshire
8. South Carolina State
9. **Elon**
10. Stephen F. Austin
11. South Dakota State
12. McNeese State
13. Eastern Washington
14. Holy Cross
15. Prairie View A&M
16. Jacksonville State
17. Weber State
18. Northern Iowa
19. Eastern Illinois
20. Pennsylvania
21. Colgate
22. Liberty
23. Florida A&M
24. Lafayette
25. Texas State

## 2010 (Coaches)

1. Eastern Washington
2. Delaware
3. Villanova
4. **Appalachian State**
5. **Wofford**
6. **Georgia Southern**
7. New Hampshire
8. William & Mary
9. North Dakota State
10. Stephen F. Austin
11. Montana State
12. Jacksonville State
13. Southeast Missouri
14. Lehigh
15. Bethune Cookman
16. Penn
17. South Carolina State
18. Northern Iowa
19. Liberty
20. Western Illinois
21. Montana
22. Jacksonville

23. Cal Poly
24. Grambling State
25. Dayton

## 2010 (TSN)

1. Eastern Washington
2. Delaware
3. Villanova
4. **Appalachian State**
5. **Georgia Southern**
6. **Wofford**
7. New Hampshire
8. Stephen F. Austin
9. North Dakota State
10. William & Mary
11. Montana State
12. Jacksonville State
13. Southeast Missouri
14. Lehigh
15. Bethune Cookman
16. South Carolina State
17. Western Illinois
18. Penn
19. Northern Iowa
20. Montana
21. Liberty
22. Jacksonville
23. Grambling State
24. Cal Poly
25. Dayton

## 2011 (Coaches)

1. North Dakota State
2. Sam Houston State
3. **Georgia Southern**
4. Montana
5. Northern Iowa
6. Lehigh
7. Montana State
8. Maine
9. Towson
10. Old Dominion
11. **Appalachian State**
12. New Hampshire
13. **Wofford**
14. James Madison
15. Central Arkansas
16. Stony Brook
17. Harvard
18. Norfolk State
19. Tennessee Tech
20. Delaware
21. Eastern Kentucky
22. Illinois State
23. Albany
24. Jackson State
25. Liberty

## 2011 (TSN)

1. North Dakota State
2. Sam Houston State
3. Montana
4. **Georgia Southern**
5. Lehigh
6. Northern Iowa
7. Montana State
8. Maine
9. Towson
10. Old Dominion
11. New Hampshire
12. **Appalachian State**
13. **Wofford**
14. Central Arkansas
15. James Madison
16. Harvard
17. Delaware
18. Stony Brook
19. Norfolk State

20. Illinois State
21. Tennessee Tech
22. Jackson State
23. North Dakota
24. Eastern Kentucky
25. Liberty

## 2012 (Coaches)

1. North Dakota State
2. Sam Houston State
3. **Georgia Southern**
4. Eastern Washington
5. Montana State
6. Old Dominion
7. **Wofford**
8. **Appalachian State**
9. Illinois State
10. Central Arkansas
11. Cal Poly
12. Stony Brook
13. New Hampshire
14. Lehigh
15. Towson
16. Villanova
17. South Dakota State
18. Richmond
19. Eastern Kentucky
20. Northern Arizona
21. James Madison
22. Wagner
23. Bethune-Cookman
24. Coastal Carolina
25. Eastern Illinois

## 2012 (TSN)

1. North Dakota State
2. Sam Houston State
3. **Georgia Southern**
4. Eastern Washington
5. Montana State
6. Old Dominion
7. **Wofford**
8. Illinois State
9. **Appalachian State**
10. Central Arkansas
11. Stony Brook
12. Cal Poly
13. New Hampshire
14. South Dakota State
15. Villanova
16. Lehigh
17. Towson
18. Richmond
19. James Madison
20. Northern Arizona
21. Wagner
22. Bethune-Cookman
23. Eastern Kentucky
24. Coastal Carolina
25. Colgate

## 2013 (Coaches)

1. North Dakota State
2. Towson
3. Eastern Washington
4. Eastern Illinois
5. New Hampshire
6. Southeastern La.
7. Coastal Carolina
8. Montana
9. McNeese State
10. Fordham
11. Maine
12. Jacksonville State
13. Sam Houston State
14. South Dakota State
15. Northern Arizona
16. Bethune-Cookman



- 17. Tennessee State
- 18. Samford**
- 19. Youngstown State
- 20. Montana State
- 21. Furman**
- 22. Charleston Southern
- 23. Harvard
- 24. Southern Utah
- 25. Chattanooga**

**2013 (TSN)**

- 1. North Dakota State
- 2. Towson
- 3. Eastern Washington
- 4. Eastern Illinois
- 5. New Hampshire
- 6. Southeastern La.
- 7. Coastal Carolina
- 8. Montana
- 9. Fordham
- 10. Jacksonville State
- 11. McNeese State
- 12. Maine
- 13. South Dakota State
- 14. Sam Houston State
- 15. Northern Arizona
- 16. Bethune-Cookman
- 17. Tennessee State
- 18. Youngstown State
- 19. Samford**
- 20. Montana State
- 21. Southern Utah
- 22. Furman**
- 23. Chattanooga**
- 24. Charleston Southern
- 25. South Carolina State

**2014 (Coaches)**

- 1. North Dakota State
- 2. Illinois State
- 3. New Hampshire
- 4. Eastern Washington
- 5. Coastal Carolina
- 6. Sam Houston State
- 7. Villanova
- 8. Chattanooga**
- 9. Jacksonville State
- 10. Northern Iowa
- 11. Montana
- 12. SE Louisiana
- 13. South Dakota State
- 14. Fordham
- 15. Harvard
- 16. Richmond
- 17. Liberty
- 18. Indiana State
- 19. James Madison
- 20. Montana State
- 21. Eastern Kentucky
- 22. Bethune-Cookman
- 23. Sacred Heart
- 24. William & Mary
- 25. Youngstown State

**2014 (TSN)**

- 1. North Dakota State
- 2. Illinois State
- 3. New Hampshire
- 4. Eastern Washington
- 5. Coastal Carolina
- 6. Sam Houston State
- 7. Villanova
- 8. Chattanooga**
- 9. Jacksonville State
- 10. Northern Iowa
- 11. Fordham
- 12. South Dakota State
- 13. Montana



*Brent Thompson led The Citadel to a SoCon title and a top-10 national finish in 2016.*

- 14. SE Louisiana
- 15. Harvard
- 16. Richmond
- 17. Liberty
- 18. James Madison
- 19. Indiana State
- 20. Montana State
- 21. Eastern Kentucky
- 22. Youngstown State
- 23. Bethune-Cookman
- 24. Sacred Heart
- 25. Idaho State

**2015 (Coaches)**

- 1. North Dakota State
- 2. Jacksonville State
- 3. Richmond
- 4. Sam Houston State
- 5. Illinois State
- 6. Northern Iowa
- 7. Charleston Southern
- 8. Chattanooga**
- 9. McNeese State
- 10. Portland State
- 11. James Madison
- 12. William & Mary
- 13. Colgate
- 14. Montana

**15. The Citadel**

- 16. South Dakota State
- 17. Coastal Carolina
- 18. Southern Utah
- 19. Fordham
- 20. Harvard
- 21. North Carolina A&T
- 22. Western Illinois
- 23. Eastern Illinois
- 24. Dartmouth
- 25. Bethune-Cookman

**2015 (STATS LLC)**

- 1. North Dakota State

- 2. Jacksonville State
- 3. Sam Houston State
- 4. Richmond
- 5. Illinois State
- 6. Charleston Southern
- 7. McNeese State
- 8. Northern Iowa
- 9. Chattanooga**
- 10. Portland State
- 11. James Madison
- 12. William & Mary
- 13. The Citadel**
- 14. Montana
- 15. South Dakota State
- 16. Coastal Carolina
- 17. Colgate
- 18. Southern Utah
- 19. Fordham
- 20. Harvard
- 21. North Carolina A&T
- 22. Western Illinois
- 23. Dartmouth
- 24. Grambling State
- 25. Eastern Illinois

**2016 (Coaches)**

- 1. James Madison
- 2. Youngstown State
- 3. North Dakota State
- 4. Eastern Washington
- 5. Sam Houston State
- 6. Jacksonville State
- 7. South Dakota State
- 8. Richmond
- 9. The Citadel**
- 10. Chattanooga**
- 11. Wofford**
- 12. North Dakota
- 13. Villanova
- 14. Charleston Southern
- 15. Grambling State
- 16. Central Arkansas

- 17. New Hampshire
- 18. Lehigh
- 19. North Carolina Central
- 20. North Carolina A&T
- T21. Cal-Poly
- T21. San Diego
- 23. Samford**
- 24. Weber State
- 25. Montana

**2016 (STATS LLC)**

- 1. James Madison
- 2. Youngstown State
- 3. North Dakota State
- 4. Eastern Washington
- 5. Sam Houston State
- 6. South Dakota State
- 7. Jacksonville State
- 8. Richmond
- 9. Wofford**
- 10. The Citadel**
- 11. Villanova
- 12. North Dakota
- 13. Chattanooga**
- 14. Central Arkansas
- 15. Charleston Southern
- 16. Grambling State
- 17. New Hampshire
- 18. Coastal Carolina
- 19. San Diego
- 20. North Carolina A&T
- 21. Lehigh
- 22. North Carolina Central
- 23. Samford**
- 24. Cal Poly
- 25. Weber State

**2017 (Coaches)**

- 1. North Dakota State
- 2. James Madison
- 3. Sam Houston State
- 4. South Dakota State
- 5. Weber State
- 6. North Carolina A&T
- 7. Wofford**
- 8. Central Arkansas
- 9. Kennesaw State
- 10. Jacksonville State
- 11. Stony Brook
- 12. Western Illinois
- 13. Southern Utah
- 14. Grambling State
- 15. New Hampshire
- 16. South Dakota
- 17. Samford**
- 18. McNeese
- 19. Northern Iowa
- 20. Furman**
- 21. Elon
- 22. Eastern Washington
- 23. Nicholls
- 24. Yale
- 25. San Diego

**2017 (STATS LLC)**

- 1. North Dakota State
- 2. James Madison
- 3. South Dakota State
- 4. Sam Houston State
- 5. Weber State
- 6. Wofford**
- 7. North Carolina A&T
- 8. Kennesaw State
- 9. Jacksonville State
- 10. Central Arkansas
- 11. Stony Brook
- 12. New Hampshire
- 13. Western Illinois

- 14. Southern Utah
- 15. South Dakota
- 16. Grambling State
- 17. Northern Iowa
- 18. Samford**
- 19. Furman**
- 20. Elon
- 21. Eastern Washington
- 22. McNeese
- 23. San Diego
- 24. Yale
- 25. Nicholls

**2018 (Coaches)**

- 1. North Dakota State
- 2. Eastern Washington
- 3. South Dakota State
- 4. Kennesaw State
- 5. Maine
- 6. Weber State
- 7. Colgate
- 8. UC Davis
- 9. Princeton
- 10. James Madison
- 11. North Carolina A&T
- 12. Wofford**
- 13. Jacksonville State
- 14. Nicholls
- 15. Dartmouth
- 16. Southeast Missouri State
- 17. Montana State
- 18. Stony Brook
- 19. Elon
- 20. San Diego
- 21. ETSU**
- 22. Towson
- 23. Delaware
- 24. Duquesne
- 25. Indiana State

**2018 (STATS LLC)**

- 1. North Dakota State
- 2. Eastern Washington
- 3. South Dakota State
- 4. Maine
- 5. Kennesaw State
- 6. Weber State
- 7. UC Davis
- 8. Colgate
- 9. James Madison
- 10. Jacksonville State
- 11. Princeton
- 12. North Carolina A&T
- 13. Wofford**
- 14. Nicholls
- 15. Southeast Missouri State
- 16. Stony Brook
- 17. Montana State
- 18. Dartmouth
- 19. Elon
- 20. Towson
- 21. Duquesne
- 22. ETSU**
- 23. Northern Iowa
- 24. Delaware
- 25. San Diego

**2019 (Coaches)**

- 1. North Dakota State
- 2. James Madison
- 3. Weber State
- 4. Montana State
- 5. Northern Iowa
- 6. Montana
- 7. Illinois State
- 8. Kennesaw State
- 9. Sacramento State
- 10. Austin Peay

- Central Arkansas
- South Dakota State
- Monmouth
- Nicholls
- Villanova
- Southeast Missouri
- Wofford**
- Southeastern Louisiana
- Furman**
- Albany
- Dartmouth
- Central Connecticut
- North Carolina A&T
- Yale
- Florida A&M

### 2019 (Stats Perform)

- North Dakota State
- James Madison
- Weber State
- Montana State
- Northern Iowa
- Montana
- Illinois State
- Austin Peay
- Sacramento State
- South Dakota State
- Central Arkansas
- Monmouth
- Kennesaw State
- Nicholls
- Villanova
- Wofford**
- Southeast Missouri
- Albany
- Southeastern Louisiana
- North Carolina A&T
- Furman**
- Dartmouth
- Central Connecticut
- Florida A&M
- Yale

### 2020-21 (Coaches)

- Sam Houston
- South Dakota State
- James Madison
- Delaware
- North Dakota State
- North Dakota
- Jacksonville State
- Weber State
- Southern Illinois
- Monmouth
- Eastern Washington
- VMI**
- Missouri State
- Richmond
- Kennesaw State
- UC Davis
- Murray State
- Villanova
- Alabama A&M
- Southern
- Southeastern Louisiana
- Sacred Heart
- Nicholls
- ETSU**
- Holy Cross

### 2020-21 (Stats Perform)

- Sam Houston
- South Dakota State
- James Madison
- Delaware
- North Dakota State
- North Dakota
- Jacksonville State

- Southern Illinois
- Weber State
- Eastern Washington
- Monmouth
- VMI**
- Missouri State
- UC Davis
- Richmond
- Villanova
- Kennesaw State
- Murray State
- Rhode Island
- Southeastern Louisiana
- ETSU**
- Sacred Heart
- Austin Peay
- Alabama A&M
- Nicholls

### 2021 (Coaches)

- North Dakota State
- Montana State
- James Madison
- Sam Houston
- South Dakota State
- Montana
- ETSU**
- Villanova
- Eastern Washington
- Kennesaw State
- Sacramento State
- UT Martin
- UIW
- Missouri State
- Southeastern Louisiana
- UC Davis
- Southern Illinois
- Stephen F. Austin
- Jackson State
- South Dakota
- Princeton
- Holy Cross
- Dartmouth
- Florida A&M
- UNI

### 2021 (Stats Perform)



In 2018, his first year at the helm, Randy Sanders directed ETSU to the FCS playoffs and spots in the final national polls.

- North Dakota State
- Montana State
- James Madison
- South Dakota State
- Sam Houston
- Montana
- Eastern Washington
- Villanova
- ETSU**
- Sacramento State
- Kennesaw State
- UIW
- UT Martin
- Missouri State
- Southeastern Louisiana
- Southern Illinois
- UC Davis
- South Dakota
- Holy Cross
- Dartmouth
- Stephen F. Austin
- Jackson State
- UNI
- Princeton
- Florida A&M

### 2022 (Coaches)

- South Dakota State (26)
- North Dakota State
- UIW
- Sacramento State
- Montana State
- Holy Cross
- Samford**
- William & Mary
- Weber State
- Furman**
- Jackson State
- Richmond
- Southeast Missouri
- Montana
- New Hampshire
- Fordham
- North Carolina Central
- Elon
- Southeastern Louisiana
- St. Thomas (Minn.)

- Mercer**
- Idaho
- Florida A&M
- Delaware
- Chattanooga**
- 2022 (Stats Perform)**
- South Dakota State
- North Dakota State
- UIW
- Montana State
- Sacramento State
- Holy Cross
- Samford**
- William & Mary
- Weber State
- 10. Furman**
- Richmond
- Southeastern Louisiana
- New Hampshire
- Montana
- Southeast Missouri
- Jackson State
- Elon
- Idaho
- Delaware
- North Dakota
- North Carolina Central
- Fordham
- 23. Chattanooga**
- 24. Mercer**
- UC Davis

### SoCon teams in bold

### 2023 (Coaches)

- South Dakota State (23)
- Montana
- North Dakota State
- Idaho
- South Dakota State
- Furman**
- UAlbany
- Montana State
- Villanova
- Florida A&M
- Delaware

- Austin Peay
- Southern Illinois
- UIW
- Sacramento State
- North Dakota
- 17. Chattanooga**
- North Carolina Central
- Lafayette
- 20. Mercer**
- Youngstown State
- Richmond
- UT Martin
- Eastern Illinois
- Holy Cross

### 2023 (Stats Perform)

- South Dakota State (56)
- Montana
- North Dakota State
- North Dakota
- UAlbany
- Villanova
- 7. Furman**
- Idaho
- Montana State
- Delaware
- Florida A&M
- Southern Illinois
- Sacramento State
- 14. Chattanooga**
- Richmond
- North Dakota
- 17. Mercer**
- Austin Peay
- Youngstown State
- North Carolina Central
- Lafayette
- UIW
- 23. Western Carolina**
- UC Davis
- UT Martin



**Coaches Player of the Year**

The Coaches Player of the Year has been presented annually since 1989 to the top offensive and defensive players in the league. The players are chosen by a vote of the conference coaches.

- 1989 Offense - George Searcy, RB, ETSU  
Defense - Junior Jackson, LB, Chattanooga
- 1990 Offense - Frankie DeBusk, QB, Furman  
Defense - Troy Boeck, DL, Chattanooga
- 1991 Offense - Kevin Kendrick, LB, Furman  
Defense - Michael Payton, QB, Marshall
- 1992 Offense - Michael Payton, QB, Marshall  
Defense - Allen Edwards, DL, Furman
- 1993 Offense - Michael Payton, QB, Marshall  
Defense - Avery Hall, DL, Appalachian State
- 1994 Offense - Chris Parker, RB, Marshall  
Defense - Alex Mash, DL, Georgia Southern
- 1995 Offense - Todd Donnan, QB, Marshall  
Defense - Dexter Coakley, LB, Appalachian State
- 1996 Offense - Thomas Haskins, RB, VMI  
Defense - Dexter Coakley, LB, Appalachian State
- 1997 Offense - Dexter Coakley, LB, Appalachian State  
Defense - B.J. Adigun, WR, ETSU
- 1998 Offense - Mario Hankerson, LB, ETSU  
Defense - Adrian Peterson, FB, Georgia Southern
- 1999 Offense - Eric Johnson, FS, Western Carolina  
Defense - Greg Hill, QB, Georgia Southern
- 2000 Offense - John Keith, DB, Furman  
Defense - Louis Ivory, TB, Furman
- 2001 Offense - Will Bouton, LB, Furman  
Defense - Adrian Peterson, RB, Georgia Southern
- 2002 Offense - Freddy Pesqueira, DT, Georgia Southern  
Defense - Freddy Williams, QB, Georgia Southern
- 2003 Offense - Josh Jeffries, DE, Appalachian State  
Defense - Jermaine Austin, FB, Georgia Southern
- 2004 Offense - K.T. Stovall, DT, Appalachian State  
Defense - DaVon Fowlkes, WR, Appalachian State
- 2005 Offense - William Freeman, LB, Furman  
Defense - Chad Nkang, LB, Elon
- 2006 Offense - Kevin Richardson, RB, Appalachian State  
Defense - Katon Bethay, NT, Wofford
- 2007 Offense - Marques Murrell, DL, Appalachian State  
Defense - Jayson Foster, QB, Georgia Southern
- 2008 Offense - Corey Lynch, DB, Appalachian State  
Defense - Armanti Edwards, QB, Appalachian State
- 2009 Offense - Jacque Roman, LB, Appalachian State  
Defense - Armanti Edwards, QB, Appalachian State
- 2010 Offense - Josh Beard, DE, Chattanooga  
Defense - DeAndre Presley, QB Appalachian State
- 2011 Offense - Amet Pall, DL, Wofford  
Defense - Eric Breitenstein, RB, Wofford
- 2012 Offense - Brent Russell, DL, Appalachian State  
Defense - Eric Breitenstein, RB, Wofford
- 2013 Offense - Jeremy Kimbrough, LB, Appalachian State  
Defense - Davis Tull, DL, Chattanooga
- 2014 Offense - Jacob Huesman, QB, Chattanooga  
Defense - Davis Tull, DL, Chattanooga
- 2015 Offense - Jacob Huesman, QB, Chattanooga  
Defense - Davis Tull, DL, Chattanooga
- 2016 Offense - Jacob Huesman, QB, Chattanooga  
Defense - Mitchell Jeter, DL, The Citadel
- 2017 Offense - Devlin Hodges, QB, Samford  
Defense - Devlin Hodges, QB, Samford
- 2018 Offense - Ahmad Gooden, DL, Samford  
Defense - Devlin Hodges, QB, Samford
- 2019 Offense - Isaiah Mack, DL, Chattanooga  
Defense - Joe Newman, QB, Wofford
- 2020-21 Offense - Willie Eubanks III, LB, The Citadel  
Defense - Liam Welch, QB, Samford
- 2021 Offense - Jakob Herres, WR, VMI  
Defense - Jared Folks, LB, ETSU
- 2022 Offense - Stone Snyder, LB, VMI  
Defense - Quay Holmes, RB, ETSU
- 2023 Offense - Devonnsa Maxwell, DL, Chattanooga  
Defense - Michael Hiers, QB, Samford
- 2024 Offense - Jay Person, DL, Chattanooga  
Defense - Tyler Hiff, QB, Furman
- 2025 Offense - Jay Person, DL, Chattanooga

**Media Player of the Year**

The Media Player of the Year award is named after Roy M. "Legs" Hawley, who served as director of athletics at West Virginia from 1938 until his death in 1954. Hawley was instrumental in West Virginia's admittance to the Southern Conference in 1950. He was inducted posthumously in to the National Association of Collegiate Directors of Athletics Hall of Fame in 1974.


- 1948 Charlie Justice, RB, North Carolina
- 1949 Charlie Justice, RB, North Carolina
- 1950 Steve Wadiak, RB, South Carolina
- 1951 Bob Ward, G, Maryland
- 1952 Jack Scarbath, QB, Maryland
- 1953 Steve Korcheck, C, George Washington
- 1954 Freddy Wyant, QB, West Virginia
- 1955 Bruce Bosley, T, West Virginia
- 1956 Walt Brodie, E, William & Mary
- 1957 Bobby Jordan, RB, VMI



Marshall's Michael Payton was a two-time SoCon Offensive Player of the Year (1991-92). Payton, who also won the Walter Payton Award in 1992, threw a pair of touchdown passes in the Thundering Herd's 31-28 win over Youngstown State in the 1992 NCAA title contest.

- 1958 Carroll Dale, E, Virginia Tech
- 1959 Paul Maguire, E, The Citadel
- 1960 Howard Dyer, QB, VMI
- 1961 Earl Stoudt, RB, Richmond
- 1962 Bob Solean, G, William & Mary
- 1963 Bob Schweickert, QB, Virginia Tech
- 1964 Bob Schweickert, QB, Virginia Tech
- 1965 George Pearce, E, William & Mary
- 1966 Garrett Ford, RB, West Virginia
- 1967 Jimmy Poole, QB, Davidson
- 1968 Butch Colson, RB, East Carolina
- 1969 Buster O'Brien, QB, Richmond
- 1970 Gordon Slade, QB, Davidson
- 1971 Phil Mosser, RB, William & Mary
- 1972 Brian Baima, E, The Citadel
- 1973 Carlester Crumpler, RB, East Carolina
- 1974 Carl Summerell, QB, East Carolina
- 1975 Andrew Johnson, RB, The Citadel
- 1976 Brian Ruff, LB, The Citadel
- 1977 Brian Ruff, LB, The Citadel
- 1978 Darrell Lipford, RB, Western Carolina
- 1979 Gerald Harp, WR, Western Carolina
- 1980 David Henderson, QB, Furman
- 1981 Rick Beasley, WR, Appalachian State
- 1982 Stump Mitchell, RB, The Citadel
- 1983 Stanford Jennings, RB, Furman
- 1984 Stanford Jennings, RB, Furman
- 1985 Jeff Gilbert, QB, Western Carolina
- 1986 Bobby Lamb, QB, Furman
- 1987 Offense - John Settle, RB, Appalachian State  
Defense - Scott Thompson, T, The Citadel
- 1988 Offense - Tony Petersen, QB, Marshall  
Defense - Anthony Downs, DL, Appalachian State
- 1989 Offense - Gene Brown, QB, The Citadel  
Defense - Jeff Blankenship, LB, Furman
- 1990 Offense - George Searcy, RB, ETSU  
Defense - Kelly Fletcher, E, Furman
- 1991 Offense - Frankie DeBusk, QB, Furman  
Defense - Kevin Kendrick, LB, Furman
- 1992 Offense - Michael Payton, QB, Marshall  
Defense - Rico Mack, LB, Appalachian State
- 1993 Offense - Michael Payton, QB, Marshall  
Defense - Michael Payton, QB, Marshall
- 1994 Offense - Avery Hall, DL, Appalachian State  
Defense - Chris Parker, RB, Marshall
- 1995 Offense - William King, LB, Marshall  
Defense - Todd Donnan, QB, Marshall
- 1996 Offense - Dexter Coakley, LB, Appalachian State  
Defense - Dexter Coakley, LB, Appalachian State
- 1997 Offense - Chris Parker, RB, Marshall  
Defense - Dexter Coakley, LB, Appalachian State
- 1998 Offense - Thomas Haskins, RB, VMI  
Defense - Dexter Coakley, LB, Appalachian State
- 1999 Offense - B.J. Adigun, WR, ETSU  
Defense - Bryan Dailer, DE, Furman
- 2000 Offense - Adrian Peterson, FB, Georgia Southern

- 2001 Defense - Eric Johnson, FS, Western Carolina
- 2002 Offense - Greg Hill, QB, Georgia Southern  
Defense - John Keith, DB, Furman
- 2003 Offense - Louis Ivory, TB, Furman  
Defense - Will Bouton, LB, Furman
- 2004 Offense - Louis Ivory, TB, Furman  
Defense - Will Bouton, LB, Furman
- 2005 Offense - Chaz Williams, QB, Georgia Southern  
Defense - Josh Jeffries, DE, Appalachian State
- 2006 Offense - Jermaine Austin, FB, Georgia Southern  
Defense - Matt Nelson, DB, Wofford
- 2007 Offense - DaVon Fowlkes, WR, Appalachian State  
Defense - Louis Ivory, TB, Furman
- 2008 Offense - William Freeman, LB, Furman  
Defense - Chad Nkang, LB, Elon
- 2009 Offense - Kevin Richardson, RB, Appalachian State  
Defense - Chad Nkang, LB, Elon
- 2010 Offense - Kevin Richardson, RB, Appalachian State  
Defense - Chad Nkang, LB, Elon
- 2011 Offense - Jayson Foster, QB, Georgia Southern  
Defense - Jayson Foster, QB, Georgia Southern
- 2012 Offense - Corey Lynch, DB, Appalachian State  
Defense - Armanti Edwards, QB, Appalachian State



Appalachian State linebacker Dexter Coakley was the first player in SoCon history to be named Defensive Player of the Year three times (1994-96).

#SoConFB





In 2015, Chattanooga quarterback Jacob Huesman became the first player to earn SoCon Offensive Player of the Year honors from the league's coaches three times.

- 2009 Defense - Chris Covington, LB, Georgia Southern  
Offense - Armanti Edwards, QB, Appalachian State
- 2010 Defense - Josh Beard, DE, Chattanooga  
Offense - DeAndre Presley, QB, Appalachian State
- 2011 Defense - Ameet Pall, DL, Wofford  
Offense - Eric Breitenstein, RB, Wofford
- 2012 Defense - Brent Russell, DL, Georgia Southern  
Offense - Eric Breitenstein, RB, Wofford
- 2013 Defense - Davis Tull, DL, Chattanooga  
Offense - Andy Summerlin, QB, Samford
- 2014 Defense - Justin Shade, LB, Samford  
Offense - Jacob Huesman, QB, Chattanooga
- 2015 Defense - Davis Tull, DL, Chattanooga  
Offense - Jacob Huesman, QB, Chattanooga
- 2016 Defense - Cory Magwood, LB, Furman  
Offense - Devlin Hodges, QB, Samford
- 2017 Defense - Kailik Williams, DB, The Citadel  
Offense - Devlin Hodges, QB, Samford
- 2018 Defense - Ahmad Gooden, DL, Samford  
Offense - Devlin Hodges, QB, Samford
- 2019 Defense - Isaiah Mack, DL, Chattanooga  
Offense - Joe Newman, QB, Wofford
- 2020-21 Defense - Willie Eubanks III, LB, The Citadel  
Offense - Jakob Herres, WR, VMI
- 2021 Defense - Stone Snyder, LB, VMI  
Offense - Quay Holmes, RB, ETSU
- 2022 Defense - Devonsha Maxwell, DL, Chattanooga  
Offense - Stone Snyder, LB, VMI
- 2023 Defense - Michael Hiery, QB, Samford  
Offense - Jay Person, DL, Chattanooga

#### Coaches Coach of the Year

The Coaches Coach of the Year is selected in a vote of the league's coaches and has been presented to the top coach annually since 1989.

- 1989 Jimmy Satterfield, Furman
- 1990 Buddy Nix, Chattanooga
- 1991 Jerry Moore, Appalachian State
- 1992 Steve Hodgins, Western Carolina
- 1993 Tim Stowers, Georgia Southern
- 1994 Jerry Moore, Appalachian State
- 1995 Jerry Moore, Appalachian State
- 1996 Mike Cavan, ETSU
- 1997 Paul Johnson, Georgia Southern
- 1998 Paul Johnson, Georgia Southern
- 1999 Bobby Johnson, Furman
- 2000 Mike Ayers, Wofford
- 2001 Bill Bleil, Western Carolina
- 2002 Cal McCombs, VMI
- 2003 Mike Ayers, Wofford
- 2004 Mike Sewak, Georgia Southern
- 2005 Jerry Moore, Appalachian State
- 2006 Jerry Moore, Appalachian State
- 2007 Mike Ayers, Wofford
- Pete Lembo, Elon
- 2008 Jerry Moore, Appalachian State

- 2009 Jerry Moore, Appalachian State and  
Russ Huesman, Chattanooga
- 2010 Jerry Moore, Appalachian State
- 2011 Jeff Monken, Georgia Southern
- 2012 Kevin Higgins, The Citadel  
Pat Sullivan, Samford
- 2013 Russ Huesman, Chattanooga
- 2014 Russ Huesman, Chattanooga
- 2015 Mike Houston, The Citadel
- 2016 Brent Thompson, The Citadel
- 2017 Clay Hendrix, Furman
- 2018 Randy Sanders, ETSU
- 2019 Scott Wachenheim, VMI
- 2020-21 Scott Wachenheim, VMI
- 2021 Randy Sanders, ETSU
- 2022 Chris Hatcher, Samford
- 2023 Clay Hendrix, Furman

#### Media Coach of the Year


The Media Coach of the Year award is named in honor of Wallace Wade, the first commissioner of the Southern Conference. Wade served as commissioner from 1951 until 1960. He spent 16 years as the head football coach at Duke, where his team posted a 110-36-7 record. Wade is a member of the National Football Hall of Fame.

- 1948 Frank Howard, Clemson
- 1949 Wallace Wade, Duke
- 1950 George Barclay, Washington & Lee
- 1951 Jim Tatum, Maryland
- 1952 Bill Murray, Duke
- 1953 Art Lewis, West Virginia
- 1954 Art Lewis, West Virginia
- 1955 Eugene Sherman, George Washington
- 1956 Frank Moseley, Virginia Tech
- 1957 John McKenna, VMI
- 1958 Ed Merrick, Richmond
- 1959 John McKenna, VMI
- 1960 Bill Elias, George Washington
- 1961 Eddie Teague, The Citadel
- 1962 John McKenna, VMI
- 1963 Jerry Claiborne, Virginia Tech
- 1964 Marv Levy, William & Mary
- 1965 Marv Levy, William & Mary
- 1966 Jim Camp, George Washington
- 1967 Frank Jones, Richmond
- 1968 Frank Jones, Richmond
- 1969 Homer Smith, Davidson
- 1970 Bob King, Furman
- 1971 Frank Jones, Richmond
- 1972 Sonny Randle, East Carolina
- 1973 Sonny Randle, East Carolina
- 1974 Bob Thalman, VMI
- 1975 Jim Tait, Richmond
- 1976 Jim Root, William & Mary
- 1977 Joe Morrison, Chattanooga
- 1978 Dick Sheridan, Furman
- 1979 Joe Morrison, Chattanooga
- 1980 Dick Sheridan, Furman

- 1981 Bob Thalman, VMI
- 1982 Dick Sheridan, Furman
- 1983 Bob Waters, Western Carolina
- 1984 Tom Moore, The Citadel
- 1985 Sparky Woods, Appalachian State
- 1986 Sparky Woods, Appalachian State
- 1987 Sparky Woods, Appalachian State
- 1988 Charlie Taaffe, The Citadel
- 1989 Jimmy Satterfield, Furman
- 1990 Charlie Taaffe, The Citadel
- 1991 Jerry Moore, Appalachian State
- 1992 Steve Hodgins, Western Carolina
- 1993 Tim Stowers, Georgia Southern
- 1994 Jerry Moore, Appalachian State
- 1995 Jerry Moore, Appalachian State
- 1996 Mike Cavan, ETSU
- 1997 Paul Johnson, Georgia Southern
- 1998 Paul Johnson, Georgia Southern
- 1999 Bobby Johnson, Furman
- 2000 Mike Ayers, Wofford
- 2001 Bill Bleil, Western Carolina
- 2002 Mike Ayers, Wofford
- 2003 Mike Ayers, Wofford
- 2004 Bobby Lamb, Furman
- 2005 Jerry Moore, Appalachian State
- 2006 Jerry Moore, Appalachian State
- 2007 Pete Lembo, Elon
- 2008 Jerry Moore, Appalachian State
- 2009 Russ Huesman, Chattanooga
- 2010 Mike Ayers, Wofford
- 2011 Jeff Monken, Georgia Southern
- 2012 Kevin Higgins, The Citadel
- 2013 Bruce Fowler, Furman
- 2014 Russ Huesman, Chattanooga
- 2015 Mike Houston, The Citadel
- 2016 Brent Thompson, The Citadel
- 2017 Clay Hendrix, Furman
- 2018 Randy Sanders, ETSU
- 2019 Josh Conklin, Wofford
- 2020-21 Scott Wachenheim, VMI
- 2021 Randy Sanders, ETSU
- 2022 Chris Hatcher, Samford
- 2023 Clay Hendrix, Furman

#### Coaches Freshman of the Year

- 1989 James Roberts, RB, Chattanooga
- 1990 Derrick Hollins, RB, ETSU
- 1991 Offense - Chip Hooks, RB, Appalachian State  
Defense - Roger Johnson, DB, Marshall
- 1992 Marlon Anderson, WR, VMI
- 1993 Dexter Coakley, LB, Appalachian State
- 1994 Kenny Robinson, QB, Georgia Southern
- 1995 Chad Pennington, QB, Marshall
- 1996 Brandon Walker, RB, ETSU
- 1997 Todd Wells, QB, ETSU
- 1998 Adrian Peterson, FB, Georgia Southern
- 1999 Jesse McCoy, RB, Wofford
- 2000 Lamont Seward, WR, Western Carolina
- 2001 Titus Green, RS, VMI
- 2002 Jermaine Austin, RB, Georgia Southern
- 2003 Kevious Johnson, RB, Wofford



Furman running back Stanford Jennings was the media's pick for SoCon Player of the Year in 1981, 1982 and 1983.



- 2004 Jayson Foster, QB, Georgia Southern
- 2005 Dedrick Bynam, DB, Georgia Southern
- 2006 Armani Edwards, QB, Appalachian State
- 2007 Scott Riddle, QB, Elon
- 2008 Dustin Taliaferro, QB, Samford
- 2009 Michael Johnson, RB, Western Carolina
- 2010 Kadeem Wise, DB, Chattanooga
- 2011 Terrell Robinson, QB, Chattanooga
- 2012 Dominique Swope, RB, Georgia Southern
- 2013 Sean Price, WR, Appalachian State
- 2014 Marcus Cox, RB, Appalachian State
- 2015 Al Cobb, QB, VMI
- 2016 Kelvin McKnight, WR, Samford
- 2017 Tyrie Adams, QB, Western Carolina
- 2018 Kaelan Riley, QB, Mercer
- 2019 Quay Holmes, RB, ETSU
- 2020-21 Ailym Ford, RB, Chattanooga
- 2021 Seth Morgan, QB, VMI
- 2022 Andreas Keaton, DB, Western Carolina
- 2023 Desmond Reid, RB, Western Carolina
- 2023 Brendan Jenkins, WR, Samford
- 2023 Carson Jones, QB, Furman

**Media Freshman of the Year**

- 1979 Ron Lear, RB, Marshall
- 1980 Barry Childers, K, Marshall
- 1981 Stanford Jennings, RB, Furman
- 1982 Victor Frazier, WR, The Citadel
- 1983 Stanford Glenn, RB, The Citadel
- 1984 John Settle, RB, Appalachian State
- 1985 Kirk Roach, K, Western Carolina
- 1986 Tim Sanders, RB, Appalachian State
- 1987 Ron Darby, RB, Marshall
- 1988 Stan Nix, QB, Chattanooga
- 1989 Dewey Klein, K, Marshall
- 1990 James Roberts, RB, Chattanooga
- 1991 Derrick Hollins, RB, ETSU
- 1992 Chip Hooks, RB, Appalachian State
- 1993 Alandus Sims, DB, Marshall
- 1994 Dexter Coakley, LB, Appalachian State
- 1995 Kenny Robinson, QB, Georgia Southern
- 1996 Chad Pennington, QB, Marshall
- 1997 Randy Moss, WR/KR, Marshall
- 1998 Todd Wells, QB, ETSU
- 1999 Adrian Peterson, FB, Georgia Southern
- 2000 Jesse McCoy, RB, Wofford
- 2001 Lamont Seward, WR, Western Carolina
- 2002 Brian Bratton, RS, Furman
- 2003 Jermaine Austin, FB, Georgia Southern
- 2004 Kevious Johnson, RB, Wofford
- 2005 Andrew Thacker, FS, Furman
- 2006 Dedrick Bynam, DB, Georgia Southern
- 2007 Armani Edwards, QB Appalachian State
- 2008 Scott Riddle, QB, Elon
- 2009 Dustin Taliaferro, QB, Samford
- 2010 Michael Johnson, RB, Western Carolina
- 2011 Kadeem Wise, DB, Chattanooga
- 2012 Terrell Robinson, QB, Chattanooga
- 2013 Sean Price, WR, Appalachian State
- 2014 Marcus Cox, RB, Appalachian State
- 2015 Al Cobb, QB, VMI
- 2016 Kelvin McKnight, WR, Samford
- 2017 Tyrie Adams, QB, Western Carolina
- 2018 Kaelan Riley, QB, Mercer
- 2019 Quay Holmes, RB, ETSU
- 2020-21 Ailym Ford, RB, Chattanooga
- 2021 Carter Peevy, QB, Mercer
- 2022 Dominick Poole, DB, The Citadel
- 2023 Desmond Reid, RB, Western Carolina
- 2023 Brendan Jenkins, WR, Samford

**Jacobs Blocking Award**

The Jacobs Blocking Award was originated in 1928 by Dr. William P. Jacobs II, who helped organize Presbyterian College's first varsity football team in 1913. From 1928 to 1932, the Jacobs Award was presented to a player from the state of South Carolina. Dr. Jacobs had a duplicate award made and began presenting it to a Southern Conference player in 1933. Additional awards were subsequently made for the Southeastern (1935) and Atlantic Coast (1953) Conferences.

- 1933 George Smith, B, Virginia Tech
- 1934 George Smith, B, Virginia Tech
- 1935 Herman Snyder, B, North Carolina
- 1936 John Gormley, B, Maryland
- 1937 George Watson, B, North Carolina
- 1938 Andy Trzeciak, B, VMI
- 1939 James Ringgold, B, Wake Forest
- 1940 Billy Walker, G, VMI
- 1941 Tommy Prothro, B, Duke
- 1942 Mike Cooke, B, North Carolina
- 1943 Elmer Barbour, B, Wake Forest
- 1944 Tom Davis, B, Duke
- 1945 Nick Ognovich, B, Wake Forest
- 1946 Nick Ognovich, B, Wake Forest
- 1947 Nick Ognovich, B, Wake Forest
- 1948 Robert Bowlby, B, North Carolina State
- 1949 Robert Bowlby, B, North Carolina State



SoCon Hall of Famer Charlie "Choo Choo" Justice of North Carolina was named the league's player of the year in 1948 and 1949. Justice was runner-up for the Heisman Trophy and was an All-American both seasons.

- 1950 Dick Hendley, B, Clemson
- 1951 Jack Kistler, B, Duke
- 1952 Louis Tepe, C, Duke
- 1953 Tommy Allman, B, West Virginia
- 1954 Gene Lamone, G, West Virginia
- 1955 Bruce Bosley, T, West Virginia
- 1956 John Hall, C, Virginia Tech
- 1957 Chuck Howley, G, West Virginia
- 1958 Carroll Dale, E, Virginia Tech
- 1959 John Boggs, B, Richmond
- 1960 Lou Shuba, G, VMI
- 1961 Don Christman, C, Richmond
- 1962 Bob Soleau, G, William & Mary
- 1963 Bob Soleau, G, William & Mary
- 1964 Sonny Utz, B, Virginia Tech
- 1965 Norman Swindell, B, East Carolina
- 1966 Brad Cashman, G, George Washington
- 1967 Kevin Moran, T, East Carolina
- 1968 Wayne Fowler, T, Richmond
- 1969 Wayne Fowler, T, Richmond
- 1970 Bob Herb, C, William & Mary
- 1971 Jackson Neal, G, William & Mary
- 1972 Barty Smith, B, Richmond
- 1973 Barty Smith, B, Richmond
- 1974 Andy Dearman, G, VMI
- 1975 Rodney Elam, T, Richmond
- 1976 Gill Beck, C, Appalachian State
- 1977 Gill Beck, C, Appalachian State
- 1978 Brette Simmons, TE, Furman
- 1979 John Shuman, T, VMI
- 1980 Charlie Anderson, T, Furman
- 1981 Charlie Anderson, T, Furman
- 1982 Mike Coleman, G, Furman
- 1983 Mike Nease, T, Chattanooga
- 1984 Dinky Williams, B, Furman
- 1985 Gene Reeder, C, Furman
- 1986 Mike Callaway, T, Appalachian State
- 1987 James Hardman, G, Appalachian State
- 1988 Kennet Goldsmith, B, Furman
- 1989 Derrick Graham, T, Appalachian State
- 1990 Steve Duggan, C, Furman
- 1991 Lorenzo Carpenter, C, VMI
- 1992 Phil Ratliff, G, Marshall
- 1993 Chris Deaton, T, Marshall
- 1994 Franklin Stephens, C, Georgia Southern
- 1995 William Pannell, T, Marshall

- 1996 Aaron Ferguson, G, Marshall
- 1997 Mark Williams, G, Georgia Southern
- 1998 Mark Williams, G, Georgia Southern
- 1999 Ben Hall, G, Furman
- 2000 Josh Moore, T, Furman
- 2001 Donnie Littlejohn, T, Furman
- 2002 Charles Clarke, C, Georgia Southern
- 2003 Eric Deutsch, G, Wofford
- 2004 Ben Bainbridge, T, Furman
- 2005 Matt Isenhour, T, Appalachian State
- 2006 Kerry Brown, G, Appalachian State
- 2007 Kerry Brown, G, Appalachian State
- 2008 Joel Bell, T, Furman
- 2009 Mario Acitelli, T, Appalachian State
- 2010 Pat Illig, G, Wofford
- 2011 Nate Page, G, Wofford
- 2012 Mike Sellers, C, The Citadel
- 2013 Dakota Dozier, T, Furman
- 2014 Corey Levin, T, Chattanooga
- 2015 Corey Levin, T, Chattanooga
- 2016 Isaiah Pinson, T, The Citadel
- 2017 Matthew Schmidt, C, Furman
- 2018 Matt Pyke, OL, ETSU
- 2019 Blake Jeresaty, OL, Wofford
- 2020-21 Tremond Shorts, OL, ETSU
- 2021 Cole Strange, OL, Chattanooga
- 2022 Cole Strange, OL, Chattanooga
- 2023 McClendon Curtis, OL, Chattanooga
- 2023 Jacob Johanning, OL, Furman

**Pinnacle Award**

The Pinnacle Award is given to the student-athlete with the highest GPA on the championship-winning team for each Southern Conference sport. In the event of co-champions, the award goes to the team that clinched the Southern Conference's automatic bid to the NCAA Division I Football Championship. The award was inaugurated in 2016.

- 2016 Cody Floyd, The Citadel
- 2017 Blake Jeresaty, Wofford
- 2018 Blake Jeresaty, Wofford
- 2019 Blake Jeresaty, Wofford
- 2020-21 Brad Davis, VMI
- 2021 Cade Larkins, ETSU
- 2022 Nick Jackson, Samford
- 2023 Julian Ashby, Furman



## College Football Hall of Fame

The College Football Hall of Fame was founded in 1955 and opened its doors at its new home in Atlanta, Georgia, on Aug. 23, 2014, after moving from its longtime home in South Bend, Indiana. To be selected, a nominated player must be out of college at least 10 years and a first-team All-America selection by a major selector during his career. The voting is done by a 12-member panel made up of athletic directors, conference and bowl officials and media representatives. Listed below are coaches and players from current and former Southern Conference schools who have been selected and the year they were inducted.

## Coaches, school(s) (induction year)

Charlie Bachman, Florida (1978)  
 Bernie Bierman, Tulane (1955)  
 Mack Brown, Appalachian State (2018)  
 Paul "Bear" Bryant, Maryland (1986)  
 Jerry Claiborne, Virginia Tech (1999)  
 Michael Donahue, LSU (1951)  
 Jim Donnan, Marshall (2009)  
 Lou Holtz, William & Mary (2009)  
 Frank Howard, Clemson (1989)  
 Dan McGugin, Vanderbilt (1951)  
 Jerry Moore, Appalachian State (2014)  
 Jess Neely, Vanderbilt/Clemson (1971)  
 Robert Neyland, Tennessee (1956)  
 Clark Shaughnessy, Maryland (1968)  
 Buck Shaw, North Carolina State (1972)  
 Dick Sheridan, Furman (2020)  
 Carl Snavely, North Carolina (1965)  
 Jim Tatum, Maryland (1984)  
 Wallace Wade, Alabama/Duke (1955)

## Players, school (induction year)

Bill Banker, Tulane (1977)  
 Mike Barber, Marshall (2005)  
 Robert Bomar, Vanderbilt (1956)  
 Bruce Bosley, West Virginia (1982)  
 John Mack Brown, Alabama (1957)  
 John L. Cain, Alabama (1973)  
 Ed Cameron, Washington & Lee (1976)  
 Jack Cloud, William & Mary (1990)  
 Dexter Coakley, Appalachian State (2011)  
 Fred Crawford, Duke (1973)  
 Carroll Dale, Virginia Tech (1987)  
 Jerry Dalrymple, Tulane (1954)  
 Al DeRogatis, Duke (1986)  
 Bobby Dodd, Tennessee (1959)  
 William Beattie Feathers, Tennessee (1955)  
 Herman Hickman Jr., Tennessee (1959)  
 Dan Hill Jr., Duke (1962)  
 Jimmy Franklin Hitchcock, Auburn (1954)  
 Allison "Pooley" Hubert, Alabama (1964)  
 Sam Huff, West Virginia (1980)  
 Stan Jones, Maryland (2000)  
 Charlie Justice, North Carolina (1961)  
 Steve Lach, Duke (1980)  
 Lester Lautenschlaeger, Tulane (1975)  
 George McAfee, Duke (1961)  
 Jack McDowall, North Carolina State (1975)  
 Eugene McEver, Tennessee (1954)  
 Banks McFadden, Clemson (1959)  
 Dick Modzelewski, Maryland (1993)  
 Clarence "Ace" Parker, Duke (1955)  
 Michael Payton, Marshall (2015)  
 Adrian Peterson, Georgia Southern (2017)  
 G. Barney Poole, North Carolina (1974)  
 Peter Pund, Georgia Tech (1963)  
 Buster Ramsey, William & Mary (1978)  
 Jack Scarbath, Maryland (1983)  
 Monk Simons, Tulane (1963)  
 Fred Sington, Alabama (1985)  
 Vernon Smith Sr., Georgia (1979)  
 W.D. Spears, Vanderbilt (1962)  
 Eric Tipton, Duke (1965)  
 Dale Van Sickle, Florida (1975)  
 Bob Ward, Maryland (1980)  
 Art Edward Weiner, North Carolina (1992)

## Walter Payton Award

The Walter Payton Award was established in 1987 and is presented annually by Stats Perform to the Football Championship Subdivision's (FCS) Offensive Player of the Year. A standout running back at Jackson State from 1971-74, Payton starred with the Chicago Bears from 1975-87, rushing for 16,726 yards and scored 125 touchdowns. He was inducted into the Pro Football Hall of Fame in 1993 and the College Football Hall of Fame in 1996.

**1992** – Michael Payton, QB, Marshall  
**1999** – Adrian Peterson, RB, Georgia Southern  
**2000** – Louis Ivory, RB, Furman  
**2007** – Jayson Foster, QB, Georgia Southern  
**2008** – Armanti Edwards, QB, Appalachian State  
**2009** – Armanti Edwards, QB, Appalachian State  
**2018** – Devlin Hodges, QB, Samford



Walter Payton

## Buck Buchanan Award

The Sports Network (now Stats Perform) established the Buck Buchanan Award in 1995 to recognize the Defensive Player of the Year in the Football Championship Subdivision (FCS). After playing at Grambling from 1959-62, Buchanan played in the NFL with the Kansas City Chiefs from 1963-76, leading the team to a victory over the Minnesota Vikings in Super Bowl IV. He was inducted into the Pro Football Hall of Fame in 1990 and the College Football Hall of Fame in 1996.

**1995** – Dexter Coakley, LB, Appalachian State  
**1996** – Dexter Coakley, LB, Appalachian State



Buck Buchanan

## Eddie Robinson Award

The Eddie Robinson Award was established in 1987 by The Sports Network (now Stats Perform) to honor the top coach in the Football Championship Subdivision (FCS). College football's all-time winningest coach, Robinson coached at Grambling from 1941-97 and finished his career with a 408-164-15 record. More than 200 of his former players went on to play in the NFL.

**1992** – Charlie Taaffe, The Citadel  
**1998** – Paul Johnson, Georgia Southern  
**2003** – Mike Ayers, Wofford  
**2006** – Jerry Moore, Appalachian State  
**2020-21** – Scott Wachenheim, VMI



Eddie Robinson

## FCS ADA Player of the Year

The Football Championship Subdivision Athletics Directors Association's mission is to enhance Football Championship Subdivision football. It announces offensive and defensive players of the year.

**2018** – Devlin Hodges, QB, Samford (offensive)



Samford quarterback Devlin Hodges earned the Walter Payton Award and was named the FCS ADA Offensive Player of the Year in 2018.



Georgia Southern's Adrian Peterson (3) and Furman's Louis Ivory won the Walter Payton Award in consecutive years, in 1999 and 2000, respectively.



Appalachian State quarterback Armanti Edwards became the league's sixth overall and third straight Walter Payton Award winner in 2009. Until 2017, he was the only repeat winner in the award's history.



## Current schools only

**College Sports Communicators (formerly CoSIDA) Academic All-Americans**  
**THE CITADEL (10):** 1963 – Vince Petno, WR (1st); 1976 – Kenny Caldwell, LB (1st); 1977 – Kenny Caldwell, LB (1st); 1978 – Kenny Caldwell, LB (1st); 1987 – Tom Frooman, RB (1st); 1989 – Tom Frooman, RB (1st); 2001 – Travis Stephens, LB (2nd); 2015 – Joe Crochet, LB (1st); 2016 – Joe Crochet, LB (2nd); Nick Jeffreys, OL (2nd)

**ETSU (4):** 1979 – Jay Patterson, T (2nd); 1980 – Jay Patterson, T (2nd); 1984 – Ricky Thompson, C (2nd); 1985 – Ricky Thompson, C (2nd);

**FURMAN (16):** 1976 – Jeff Holcomb, T (1st); 1984 – Brian Jager, RB (2nd); 1985 – Brian Jager, RB (1st); 1986 – Steve Squire, DB (2nd); 1988 – Kelly Fletcher, DE (1st); 1989 – Kelly Fletcher, DE (1st); Chris Roper, LB (1st); Mike Wood, K (2nd); 1990 – Eric Walter, G (2nd); 1991 – Eric Walter, G (1st); 1999 – Stuart Rentz, RB (1st); Marion Martin, LB (2nd); 2000 – Marion Martin, LB (1st); 2002 – Rodney Johnson, CB (2nd); 2006 – Adi Filipovic, OL (1st); 2023 – Julian Ashby, ST (1st)

**MERCER (2):** 2015 – Tee Mitchell, RB (1st); 2019 – Jack Raines, DL (1st)

**CHATTANOOGA (5):** 2013 – Davis Tull, DL (1st); 2014 – Davis Tull, DL (2nd); 2015 – Derrick Craine, RB (2nd); 2016 – Derrick Craine, RB (1st); 2019 – Bryce Nunnally, WR (2nd)

**VMI (1):** 2018 – A.J. Smith, DB (2nd)

**WESTERN CAROLINA (5):** 1976 – Mike Wade, LB (1st); 1984 – Eddie Maddox, RB (1st); 1985 – Eddie Maddox, RB (2nd); 2003 – Jason Whaley, OL (1st); 2014 – Darius Ramsey, RB (1st)

**WOFFORD (4):** 2000 – Brian Bodor, DL (1st); 2004 – Ben Whitney, DE (2nd); 2005 – Katon Bethay, DL (1st); 2013 – James Zotto, DB (2nd)

**National Football Foundation Scholar-Athlete Hall of Fame**  
**THE CITADEL (3):** 1985 – Ted Willard; 1990 – William Phillips; 1996 – Derek Beres  
**FURMAN (5):** 1985 – Brian Jager; 1986 – Steve Squire; 1987 – Tim Stepp; 1989 – Chris Roper; 2000 – Marion Martin

**VMI (7):** 1978 – Robert Bookmiller; 1979 – Craig Jones; 1982 – Thomas Gottwald; 1984 – David Twillie; 1987 – Daniel Young; 1988 – Anthony McIntosh; 1989 – Charles Plageman

**WESTERN CAROLINA (1):** 2003 – Jason Whaley

**NCAA Postgraduate Scholarship winners**  
**THE CITADEL (4):** 1974 – Tommy Leitner; 1979 – Kenny Caldwell; 1984 – Bill West; 1996 – Derek Beres

**ETSU (1):** 1982 – Jay Patterson

**FURMAN (10):** 1977 – Jeff Holcomb; 1982 – Charlie Anderson; 1984 – Ernest Gibson; 1986 – Brian Jager; 1987 – Steve Squire; 1990 – Chris Roper; 1992 – Paul Siffir; Eric Walter; 1996 – Philly Jones; 2017 – Andy Schumpert

**VMI (2):** 1979 – Bob Bookmiller; 1980 – Craig Jones

**WESTERN CAROLINA (1):** 1993 – Thomas Jackson

**FCS Athletic Directors Association Academic All-Star Team**  
**THE CITADEL (11):** 1999 – Chip Simmons, OL; 2000 – Travis Stephens, LB; 2001 – Travis Stephens, LB; 2009 – Jordon Gilmore, LB; 2010 – Tolu Akindele, LB; 2011 – Tolu Akindele, LB; 2012 – Brandon McCladdie, DB; 2015 – Joe Crochet, LB; 2016 – Joe Crochet, LB; 2017 – Myles Pierce, LB; 2020-21 – Raleigh Webb, WR

**ETSU (3):** 2001 – Scott Carter, FB; 2002 – Scott Carter, FB; 2020-21 – Nate Adkins, TE

**FURMAN (10):** 2000 – Marion Martin, LB; 2001 – Rodney Johnson, DB; Trent Sansbury, TE; 2002 – Rodney Johnson, DB; 2006 – Adi Filipovic, OL; 2007 – Jerome Felton, FB; 2018 – Harris Roberts, QB; 2020-21 – Hamp Sisson, QB; 2021 – Timmy Bleekrode, P/K; Hamp Sisson, QB

**MERCER (1):** 2024 – Ken Standley, LB

**SAMFORD (2):** 2009 – Ty Levie, FS; 2022 – Nathan East, LB

**CHATTANOOGA (18):** 1998 – Brian Hampton, QB; 2009 – Steven Smigelsky, LB; 2010 – Joel Bradford, WR; 2011 – Joel Bradford, WR; 2011 – Adam Miller, OL; 2012 – Adam Miller, OL; 2013 – Davis Tull, DL; 2014 – Davis Tull, DL; Nick Pollard, P; 2015 – Derrick Craine, RB; 2019 – Bryce Nunnally, WR; 2020-21 – Jerrell Lawson, DB; 2020-21 – Cole Strange, OL; 2021 – CaMiron Smith, DB; Cole Strange, OL; 2024 – Reid Williams, OL – Reuben Lowery II, DB

**VMI (3):** 2015 – Al Cobb, QB; 2016 – Al Cobb, QB; 2022 – CaMiron Smith, DB; 2024 – Collin Ironside, DL

**WESTERN CAROLINA (8):** 2000 – Caesar Campana, WR; 2002 – Jason Whaley, OL; 2003 – Jason Whaley, OL; 2012 – Conner Orr, TE; Rock Williams, LB; 2017 – Ian Berryman, P; 2018 – Ian Berryman, P; Zach Weeks, OL

**WOFFORD (30):** 1998 – Eric Cole, OL; 1999 – Eric Nash, OL; 2000 – Brian Bodor, DT; Eric Nash, OL; 2001 – Darren Brown, PK; Ben Foster, RB; Eric Nash, OL; 2002 – J.R. McNair, RB; Chase Corn, LB; 2003 – J.R. McNair, RB; 2004 – Jeff Zolman, QB; Josh Smith, LB; 2005 – Katon Bethay, DL; Josh Smith, LB; 2007 – Kevin Adleman, LB; 2008 – Ben Quick, OL; 2009 – Mitch Allen, QB; 2010 – Mitch Allen, QB; 2010 – Pat Illig, OL; 2011 – Mitch Allen, QB; 2012 – Eric Breistein, RB; Calvin Cantrell, OL; 2013 – James Zotto, DB; 2015 – David Marvin, K; Anton Wahrby, OL; 2016 – David Marvin, K/P; Anton Wahrby, OL; 2017 – Jared Jacon-Duffy, LB; 2018 – Blake Jeresaty, OL; 2019 – Blake Jeresaty, OL

**FCS Athletic Directors Association Scholar-Athlete**  
**FURMAN (1):** 2006 – Adi Filipovic

**WOFFORD (1):** 2016 – Anton Wahrby

**AFC A Regional Coach of the Year**  
**THE CITADEL (2):** 1988 – Charlie Taafe; 2015 – Mike Houston, Region 2

**FURMAN (5):** 1985 – Dick Sheridan; 1988 – Jimmy Satterfield; 1996 – Bobby Johnson; 1999 – Bobby Johnson; 2001 – Bobby Johnson

**SAMFORD (1):** 2022 – Chris Hatcher, Region 2

**VMI (1):** 2020-21 – Scott Wachenheim, VMI

**WOFFORD (2):** 2002 – Mike Ayers, Region 2; 2003 – Mike Ayers, Region 2

**AFC A Coach of the Year**  
**THE CITADEL (1):** 1992 – Charlie Taafe

**FURMAN (3):** 1985 – Dick Sheridan; 1988 – Jimmy Satterfield; 2001 – Bobby Johnson

**VMI (1):** 2020-21 – Scott Wachenheim, VMI

**East-West Shrine Game**

**THE CITADEL (4):** 1969 – John Small; 1987 – Greg Davis; 2002 – Cliff Washburn; 2010 – Cortez Allen

**FURMAN (3):** 1984 – Dennis Williams; 2008 – Jerome Felton; 2013 – Dakota Dozier

**SAMFORD (1):** 2016 – Karel Hamilton

**CHATTANOOGA (2):** 1988 – Travis McNeal; 2023 – Devonsha Maxwell

**FCS Bowl**  
**THE CITADEL (1):** 2023 – Dwight Lawrence

**ETSU (2):** 2018 – Matt Pyke; 2019 – Jeremy Lewis

**MERCER (5):** 2018 – Matt Shiel, Cole Fisher; 2019 – Destin Guillen; 2022 – Fred Jackson, Fred Payton

**CHATTANOOGA (3):** 2022 – Kam Jones; 2023 – Nicholas Cerimele, Clayborne Fields

**SAMFORD (2):** 2017 – Shaheed Salmon; 2022 – Trey Elston

**Western Carolina (1):** 2023 Rod'Darius Gattison

**WOFFORD (2):** 2019 – George Gbese; 2021 – Joe Beckett

**VMI (1):** 2023 – Justin Peterson

**Hula Bowl**  
**THE CITADEL (2):** 1977 – Brian Ruff; 2002 – Cliff Washburn

**ETSU (2):** 2022 – Quay Holmes, Tyree Robinson

**FURMAN (4):** 1998 – Orlando Ruff; 2022 – Ryan Miller; 2024 – Mason Pline, Jacob Johanning

**CHATTANOOGA (2):** 1998 – Kolu Fainuulelei; 2023 – Devonsha Maxwell

**Senior Bowl**  
**THE CITADEL (11):** 1962 – Earley Eastburn; 1970 – John Small; 1981 – Stump Mitchell; 1987 – Greg Davis; Scott Thompson; 1990 – J.J. Davis; 1992 Lester Smith; 1996 – Shawn Lyons; 2005 – Nehemiah Broughton; 2009 – Andre Roberts; 2018 – Myles Pierce

**FURMAN (2):** 1962 – Bill Canty; 1983 – Stanford Jennings

**SAMFORD (1):** 2014 – Jaquiski Tartt

**CHATTANOOGA (6):** 1981 – Curtis Rouse; 1988 – Travis McNeal; 1995 – Terrell Owens; 2016 – Keionta Davis; 2022 – Cole Strange; 2023 – McClendon Curtis

**VMI (1):** 2023 – Robert Soderholm

**WESTERN CAROLINA (1):** 2001 – David Rivers

**Tropical Bowl**  
**ETSU (1):** 2019 – Matt Pyke

**MERCER (3):** 2019 – Marquise Irvin; 2022 – Fred Payton; 2024 – Devron Harper

**SAMFORD (3):** 2019 – Devlin Hodges, Ahmad Gooden; 2024 – Michael Hiers

**CHATTANOOGA (2):** 2022 – Kam Jones; 2024 – Nicholas Cerimele

**Western Carolina (1):** 2024 – Rod'Darius Gattison

## DEFUNCT

**All Star Gridiron Classic**

**FURMAN (1):** 2001 – Josh Moore

**Blue-Gray Classic**

**THE CITADEL (1):** 1980 – Stump Mitchell

**FURMAN (5):** 1981 – Charlie Anderson; 1983 – Ernest Gibson, Stanford Jennings; 1998 – Orlando Ruff; 2001 – Trent Sansbury

**CHATTANOOGA (4):** 1979 – John Creager; 1982 – John Howell; 1988 – Travis McNeal; 2000 – Richmond Flowers (MVP)

**WESTERN CAROLINA (3):** 1992 – Willie Williams; 2001 – David Rivers; 2003 – Michale Spicer

**Can-Am Bowl**

**FURMAN (1):** 1978 – Greg Laetsch

**WESTERN CAROLINA (1):** 1977 – Wayne Tolleson

**College All-Star Game**

**THE CITADEL (1):** 1970 – John Small

**Copper Bowl**

**THE CITADEL (1):** 1959 – Paul McGuire, Barry Thomas

**Japan Bowl**

**THE CITADEL (1):** 1977 – Brian Ruff

**Las Vegas All-American Classic**

**FURMAN (1):** 2006 – William Freeman

**NFLPA Collegiate Bowl (cancelled in 2023)**

**THE CITADEL (1):** 2019 – Noah Dawkins

**FURMAN (1):** 2023 – Ryan Miller

**SAMFORD (1):** 2022 – Montrell Washington

**CHATTANOOGA (4):** 2016 – Corey Levin; 2018 – Tae Davis; 2019 – Isaiah Mack; 2020 – Nick Tiano

**VMI (1):** 2023 – Robert Soderholm

**WESTERN CAROLINA (2):** 2014 – Darius Ramsey; 2018 – Detrez Newsome

**Texas vs. The Nation**

**FURMAN (2):** 2009 – William Middleton; 2009 – Joel Bell

## Current schools only

### THE CITADEL

**Consensus (American Football Coaches Association, Associated Press, The Sports Network/Stats Perform) (11):** Carlos Alvarez, 1988; Lester Smith, 1992; Andre Roberts, 2008; Mike Sellers, 2012; Willie Eubanks III, 2019;

**AFCA (12):** 1982 – Jim Ettari, DL. 1984 – Jim Gabrish, T. 1985 – Jim Gabrish, T. 1988 – Carlos Avalos, G. 1990 – DeRhon Robinson, G. 1992 – Lester Smith, DB. 1994 – Levi Davis, OL. 1995 – Brad Keeney, DL. 2008 – Andre Roberts, WR. 2012 – Mike Sellers, C. 2016 – Isaiah Pinson, OL; 2019 – Willie Eubanks III, LB (1st).

**Associated Press (25):** 1959 – Paul Maguire, E (3rd). 1963 – Vince Petno, WR (3rd). 1969 – John Small, LB (2nd). 1975 – Brian Ruff, LB (2nd). 1976 – Brian Ruff, LB (1st). 1980 – Stump Mitchell, RB (3rd). 1984 – Jim Gabrish, T (2nd). 1985 – Jim Gabrish, T (1st). 1986 – Scott Thompson, DL (1st). 1987 – Scott Thompson, DL (3rd). 1988 – Carlos Avalos, G (1st). 1990 – J.J. Davis, LB (2nd); DeRhon Robinson, G (2nd). 1992 – Carey Cash, OL (1st); Torrence Forney, DB (2nd); Lance Hansen, OL (3rd); Lester Smith, DB, (1st). 2001 – Travis Stephens, LB (3rd); 2007 – Andre Roberts, WR (3rd). 2008 – Andre Roberts, WR (1st); 2012 – Mike Sellers, C (1st). 2015 – Dee Delaney, DB (2nd); Mitchell Jeter, DL (2nd). 2016 – Dee Delaney, DB (1st); 2019 – Willie Eubanks III, LB (1st).

**Walter Camp (4):** 2012 – Mike Sellers, C. 2015 – Sam Frye, OL; Dee Delaney, DB. 2016 – Isaiah Pinson, OL; Dee Delaney, DB.

**The Sports Network/Stats Perform (27):** 1988 – Carlos Avalos, OL (1st). 1990 – J.J. Davis, LB (1st); DeRhon Robinson, OL (2nd). 1991 – Lester Smith, DB (1st). 1992 – Carey Cash, OL (1st); Torrence Forney, DB (2nd); Lance Hansen, OL (1st); Everette Sands, RB (2nd); Lester Smith, DB (1st). 1995 – Scott Belcher, LB (3rd). 1997 – Carlos Frank, KR (1st). 2000 – Travis Stephens, LB (3rd). 2001 – Travis Stephens, LB (2nd). 2007 – Andre Roberts, WR (3rd). 2008 – Andre Roberts, WR (1st); Andre Roberts, PR (3rd). 2012 – Mike Sellers, C (1st). 2013 – Darien Robinson, FB (2nd). 2015 – Dee Delaney, DB (1st); Tyler Renew, FB (1st); Mitchell Jeter, DL (3rd). 2016 – Dee Delaney, DB (1st); Isaiah Pinson, OL (2nd); Tyler Renew, RB (3rd). 2018 – Patrick Keefe, LS (3rd); 2019 – Willie Eubanks III, LB (2nd). 2023 – Steele Judy, LS (3rd).

**Don Hansen's Football Gazette (10):** 1988 – Carlos Avalos, OG. 1990 – J.J. Davis, LB. 1991 – Lester Smith, DB. 1992 – Lester Smith, DB; Torrence Forney, DB; Lance Hansen, OG; Carey Cash, OT. 1997 – Carlos Frank, PR (2nd). 2000 – Travis Stephens, LB (3rd). 2001 – Travis Stephens, LB (3rd).

### ETSU

**Consensus (American Football Coaches Association, Associated Press, The Sports Network/Stats Perform) (4):** Matt Pyke, 2018; Quay Holmes, 2021; Alijah Huzzie, 2022; Sheldon Arnold II, 2024

**AFCA (10):** 1985 – George Cimadevilla, P. 1994 – Jeff Johnson, WR. 1996 – James Russell, DL. 2018 – Matt Pyke, OL (1st); Nasir Player, DL (2nd); 2019 – Nasir Player, DL (2nd). 2020-21 – Jared Folks, LB (1st). 2021 – Quay Holmes, RB (1st). 2022 – Alijah Huzzie, DB (1st). 2023 – Sheldon Arnold II, DB (1st)

**Associated Press (16):** 1986 – George Cimadevilla, P, (1st). 1989 – George Searcy, RB (2nd). 1994 – Jeff Johnson, WR (2nd). 1996 – James Russell, DL (2nd). 1997 – B.J. Adigun, WR (1st); Mario Hankerson, LB (1st). 1999 – Kevin Peterson, LB (2nd). 2018 – Matt Pyke, OL (1st); Tyree Robinson, DB (2nd). 2019 – Artevious Smith, DB (2nd). 2020-21 – Quay Holmes, AP (2nd). 2021 – Quay Holmes, RB (1st); Jacob Saylor, AP (2nd); Tre'mond Shorts, OL (3rd). 2022 – Alijah Huzzie, DB (1st). 2023 – Sheldon Arnold II, DB (1st)

**Walter Camp (3):** 1996 – James Russell, DL. 2021 – Quay Holmes, RB. 2022 – Alijah Huzzie, DB (1st).

**The Sports Network/Stats Perform (20):** 1987 – Rick Harris, DB, (1st). 1994 – Jeff Johnson, WR (1st). 1997 – B.J. Adigun, WR (1st); Mario Hankerson, LB (1st). 1998 – Kevin Peterson, LB (3rd). 1999 – Kevin Peterson, LB (2nd). 2003 – Gerald Sensabaugh, DB (3rd). 2018 – Matt Pyke, OL (1st); Tyree Robinson, DB (2nd); Nasir Player, DL (3rd); 2019 – Nasir Player, DL (2nd); Artevious Smith, DB (2nd). 2020-21 – Quay Holmes, AP (1st); Tre'mond Shorts, OL (2nd). 2021 – Quay Holmes, RB (1st); Tre'mond Shorts, OL (2nd); Jacob Saylor, AP (3rd). 2022 – Alijah Huzzie, DB (1st); Jacob Saylor, AP (3rd). 2023 – Sheldon Arnold II, DB (2nd)

**Don Hansen's Football Gazette (5):** 1997 – B.J. Adigun, WR (1st); Mario Hankerson, LB (2nd). 1998 – Kevin Peterson, LB (3rd); Lamar Cooper, WR (3rd). 2001 – Tony Tiller, DB (3rd). 2003 – Brandon Calton, DL (1st); Aaron Bass, P (2nd).

### FURMAN

**Consensus (American Football Coaches Association, Associated Press, The Sports Network/Stats Perform) (12):** Jeff Blankenship, 1988; Kelly Fletcher, 1989; Steve Duggan, 1990; Kevin Kendrick, 1990; John Keith, 1999; Louis Ivory, 2000; Donnie Littlejohn, 2001; Dakota Dozier, 2013; Matthew Schmidt, 2017; Grayson Atkins, 2019; Ryan Miller, 2022; Jacob Johannning, Travis Blackshear, 2023

**AFCA (25):** 1982 – Ernest Gibson, DB. 1983 – Ernest Gibson, DB. 1984 – Rock Hurst, LB. 1988 – Jeff Blankenship, LB. 1989 – Kelly Fletcher, DE. 1990 – Steve Duggan, C; Kevin Kendrick, LB. 1991 – Eric Walter, OL. 1992 – Kota Suttle,

LB. 1998 – Orlando Ruff, LB. 1999 – John Keith, DB. 2000 – Louis Ivory, RB. 2001 – Donnie Littlejohn, OL. 2002 – Trevor Kruger, OL. 2005 – William Freeman, LB. 2008 – William Middleton, DB. 2011 – Kadarron Anderson, LB; Ryan Steed, DB. 2013 – Dakota Dozier, OL. 2017 – Matthew Schmidt, OL (1st). 2019 – Grayson Atkins, K (1st). 2022 – Ryan Miller, TE (1st); Jacob Johannning, OL (2nd). 2023 – Jacob Johannning, OL (1st)

**Associated Press (51):** 1981 – Bruce Gheesling, LB (3rd). 1982 – Stanford Jennings, RB (3rd). 1983 – Dan Sleet, G (3rd). 1985 – Gene Reeder, C (1st). 1987 – Alex Albert, G (3rd). 1988 – Jeff Blankenship, LB (1st); Fe Cowan, OL (3rd). 1989 – Kelly Fletcher, DE (1st). 1990 – Steve Duggan, C (1st); Kevin Kendrick, LB (1st). 1991 – Allen Edwards, DL (2nd); Eric Walter, OL (2nd). 1992 – Kota Suttle, LB (2nd); Carl Tremble, RB (3rd). 1993 – Ronnie McCutchan, P (2nd); Andre Worrell, DB (3rd). 1994 – Jim Richter, PK (1st). 1997 – Bryan Dailer, DL (3rd). 1999 – John Keith, DB (1st); Des Kitchings, AP (3rd). 2000 – Louis Ivory, RB (1st); Marty Priore, OG (1st); Will Bouton, LB (1st). 2001 – Donnie Littlejohn, OT (1st); Louis Ivory, RB (2nd); Will Bouton, LB (2nd); Marty Priore, OG (2nd); Brian Bratton, AP (3rd). 2002 – Trevor Kruger, OL (3rd). 2003 – Danny Marshall, PK (3rd). 2004 – Ben Bainbridge, OT (1st); Roy Ravenell, DE (3rd); William Freeman, LB (3rd). 2005 – William Freeman, LB (1st); Corey Stewart, OL (2nd); Patrick Covington, OL (2nd). 2011 – Kadarron Anderson, LB (1st); Ryan Steed, DB (1st). 2012 – Dakota Dozier, OL (3rd). 2013 – Dakota Dozier, OL (1st); Ray Early, PK (2nd). 2017 – Matthew Schmidt, OL (2nd). 2018 – Grayson Atkins, K (2nd); Adrian Hope, LB (2nd); 2019 – Grayson Atkins, K (2nd). 2020-21 – Ryan Miller, TE (1st). 2021 – Ryan Miller, TE (3rd). 2022 – Ryan Miller, TE (1st); Anderson Tomlin, OL (3rd). 2023 – Jacob Johannning, OL (1st), Travis Blackshear, DB (3rd).

**Walter Camp (14):** 1988 – Jeff Blankenship, LB. 1990 – Kevin Kendrick, LB; Steve Duggan, C. 1999 – John Keith, DB. 2000 – Louis Ivory, RB; Josh Moore, OL. 2001 – Will Bouton, LB; Donnie Littlejohn, OL. 2002 – Trevor Kruger, OL. 2004 – Ben Bainbridge, OT. 2008 – Joel Bell, OL. 2011 – Colin Anderson, TE. 2012 – Jerodis Williams, KR. 2013 – Dakota Dozier, OL. 2023 – Cally Chizik, DB.

**The Sports Network/Stats Perform (48):** 1988 – Jeff Blankenship, LB (1st). 1989 – Kelly Fletcher, DE (1st). 1990 – Steve Duggan, C (1st); Kevin Kendrick, LB (1st). 1992 – Kota Suttle, LB (2nd). 1994 – Jim Richter, PK (2nd). 1996 – Luther Broughton, TE (2nd). 1997 – Bryan Dailer, DL (1st). 1999 – John Keith, DB (1st); 2000 – Louis Ivory, RB (1st); Josh Moore, OT (1st); Will Bouton, LB (2nd); Chris Stewart, C (3rd). 2001 – Donnie Littlejohn, OT (1st); Will Bouton, LB (1st); Louis Ivory, RB (2nd); Marty Priore, OL (2nd); Chris Stewart, C (2nd); Brian Bratton, RS (2nd). 2002 – Trevor Kruger, OL (2nd). 2003 – Danny Marshall, PK (3rd). 2004 – Ben Bainbridge, OT (1st); Roy Ravenell, DL (3rd); William Freeman, LB (3rd). 2005 – Patrick Covington, OL (1st); Corey Stewart, OL (2nd); Ingle Martin, P (2nd); William Freeman, LB (3rd). 2006 – Roy Ravenell, DL (1st). 2007 – Jerome Felton, FB (1st). 2008 – Joel Bell, T (1st); William Middleton, CB (1st). 2009 – Kadarron Anderson, LB (3rd). 2011 – Colin Anderson, TE (1st); Ryan Steed, DB (3rd). 2012 – Jerodis Williams, KR (1st); Dakota Dozier, OL (2nd). 2013 – Dakota Dozier, OL (1st). 2014 – Gary Wilkins, DL (3rd). 2015 – Cory Magwood, LB (3rd). 2017 – Matthew Schmidt, OL (2nd). 2019 – Grayson Atkins, K (2nd). 2020-21 – Ryan Miller, TE (2nd). 2021 – Ryan Miller, TE (3rd). 2022 – Ryan Miller, TE (1st). 2024 – Jacob Johannning, OL (1st), Travis Blackshear, DB (2nd)

**Don Hansen's Football Gazette (22):** 1985 – Kyle Davis, DE (1st). 1988 – Jeff Blankenship, LB (1st). 1989 – Kelly Fletcher, DE (1st); Chris Roper, DE (1st). 1990 – Kevin Kendrick, LB (1st). 1994 – Jim Richter, PK (1st). 1998 – Orlando Ruff, LB (3rd). 1999 – John Keith, DB (2nd). 2000 – Louis Ivory, RB (1st); Josh Moore, OL (1st); Trent Sansbury, TE (3rd). 2001 – Donnie Littlejohn, OL (1st); Will Bouton, LB (1st); Louis Ivory, RB (2nd); Brian Bratton, KR (2nd). 2002 – Trevor Kruger, OL (1st); Rodney Johnson, DB (3rd). 2003 – Danny Marshall, PK (2nd). 2004 – William Freeman, LB (2nd); Roy Ravenell, DL (3rd); Patrick Covington, G (3rd). 2006 – Andrew Thornburg, OL (3rd).

### MERCER

**Consensus (American Football Coaches Association, Associated Press, The Sports Network/Stats Perform) (2):** 2023 – Ty James, Lance Wise, 2023

**AFCA (3):** 2023 – Ty James, WR (1st), Lance Wise, DB (2nd), Devron Harper, Ap (2nd)

**Associated Press (3):** 2022 – Devron Harper, AP (3rd). 2023 – Ty James, WR (1st), Lance Wise, DB (1st).

**Walter Camp (1):** 2023 – Devron Harper, KR.

**The Sports Network/Stats Perform (5):** 2014 – Chandler Curtis, AP, (3rd). 2022 – Devron Harper, AP (1st). 2023 – Ty James, WR (1st), Lance Wise, DB (1st), Devron Harper, AP (2nd).

### SAMFORD

**Consensus (American Football Coaches Association, Associated Press, The Sports Network/Stats Perform) (6):** Jaquiski Tartt, 2014; Karel Hamilton, 2016; Ahmad Gooden, 2017; Devlin Hodges, 2018; Kelvin McKnight, 2018; Montrell Washington, 2021.

**AFCA (9):** 2013 – Fabian Truss, AP. 2014 – Jaquiski Tartt, DB. 2016 – Karel Hamilton, WR (2nd). 2017 – Ahmad Gooden, DL (1st); Devlin Hodges, QB (2nd); Kelvin McKnight, WR (2nd). 2018 – Devlin Hodges, QB (1st); Kelvin



## Current schools only

McKnight, WR (1st). 2021 – Montrell Washington, AP (1st).  
**Associated Press (16):** 2010 – Bryce Smith, LB (2nd). 2012 – Jaquiski Tartt, DB (1st). 2013 – Justin Shade, LB (1st); Fabian Truss, KR (1st); Jaquiski Tartt, DB (2nd). 2014 – Jaquiski Tartt, DB (2nd). 2015 – Anthony Pistelli, PK (1st). 2016 – Karel Hamilton, WR (1st); Devlin Hodges, QB (3rd). 2017 – Ahmad Gooden, DL (2nd); Austin Barnard, P (3rd). 2018 – Ahmad Gooden, DL (1st); Devlin Hodges, QB (2nd); Kelvin McKnight, WR (2nd). 2020-21 – Chris Edmonds, DB (1st). 2021 – Montrell Washington, AP (1st). 2022 – Michael Hiers, QB (3rd). 2023 – Noah Martin, LB (3rd)  
**Walter Camp (6):** 2012 – Jaquiski Tartt, DB. 2013 – Justin Shade, LB. 2015 – Anthony Pistelli, PK. 2016 – Karel Hamilton, WR. 2017 – Ahmad Gooden, DL. 2018 – Devlin Hodges, QB; Kelvin McKnight, WR.  
**The Sports Network/Stats Perform (21):** 2012 – Jaquiski Tartt, DB (1st); Fabian Truss, KR (2nd). 2013 – Justin Shade, LB (1st). Fabian Truss, AP (1st). Jaquiski Tartt, DB (2nd). 2014 – Jaquiski Tartt, DB (1st). 2015 – James Bradberry, DB (3rd). 2016 – Karel Hamilton, WR (1st); Devlin Hodges, QB (3rd). 2017 – Ahmad Gooden, DL (2nd); Kelvin McKnight, WR (3rd); Shaheed Salmon, LB (3rd). 2018 – Devlin Hodges, QB (1st); Ahmad Gooden, DL (2nd); Kelvin McKnight, WR (3rd); 2019 – Montrell Washington, PR (1st). 2020-21 – Chris Edmonds, DB (1st); Liam Welch, QB (2nd); Mitchell Fineran, PK (2nd). 2021 – Montrell Washington, AP (1st). 2022 – Michael Hiers, QB (2nd).

## CHATTANOOGA

**Consensus (American Football Coaches Association, Associated Press, The Sports Network/Stats Perform) (67):** Davis Tull, 2013, 2014; Keionta Davis, 2016; Corey Levin, 2016; Isaiah Mack, 2018; Cole Strange, 2021; Devonsha Maxwell, 2021; McClendon Curtis, 2022; Jay Person, 2022. Jay Person, 2023.

**AFCA (18):** 1985 – Mike Makins, DL. 1989 – Junior Jackson, LB. 1990 – Tony Hill, LB; Pumpu Tudors, P. 2012 – Davis Tull, DL. 2013 – Davis Tull, DL. 2014 – Davis Tull, DL. 2015 – Jacob Huesman, QB; Keionta Davis, DL. 2016 – Keionta Davis, DL (1st); Corey Levin, OL (2nd). 2018 – Isaiah Mack, DL (1st). 2020-21 – Devonsha Maxwell, DL (2nd). 2021 – Cole Strange, OL (1st); Devonsha Maxwell, DL (2nd). 2022 – McClendon Curtis, OL (1st); Jay Person DL (1st). 2023 – Jay Person, DL (1st).

**Associated Press (29):** 1989 – Pumpu Tudors, P (1st); Junior Jackson, LB (2nd). 1990 – Troy Boeck, T (1st); Pumpu Tudors, P (2nd). 1991 – Pumpu Tudors, P (2nd). 1996 – Ron Fague, DB (3rd). 2000 – Matt Vick, PK (2nd); 2002 – Josh Cain, LB (2nd). 2003 – Alonzo Nix, WR (3rd). 2009 – Craig Camay, PK (2nd); Josh Beard, DL (3rd). 2010 – Joel Bradford, WR (3rd). 2012 – Davis Tull, DL (2nd). 2013 – Davis Tull, DL (1st). 2014 – Davis Tull, DL (1st); Faysal Shafaat, TE (3rd). 2015 – Corey Levin, OL (1st); Keionta Davis, DL (2nd). 2016 – Corey Levin, OL (2nd); Keionta Davis, DL (2nd). 2018 – Isaiah Mack, DL (1st). 2021 – Devonsha Maxwell, DL (2nd); Brandon Dowdell, DB (2nd); Cole Strange, OL (3rd). 2022 – Jay Person DL (1st); McClendon Curtis, OL (2nd); Devonsha Maxwell DL (2nd); Kameron Brown DB (2nd). 2023 – Jay Person, DL (1st).

**Walter Camp (6):** 2012 – Davis Tull, DL. 2013 – Davis Tull, DL. 2015 – Corey Levin, OL. 2018 – Isaiah Mack, DL. 2021 – Cole Strange, OL. 2022 – Jay Person DL

**The Sports Network/Stats Perform (29):** 1989 – Pumpu Tudors, P (1st). 1990 – Troy Boeck, DL (2nd); Pumpu Tudors, P (2nd). 1996 – Ron Fague, DB (2nd). 2000 – Matt Vick, PK (1st). 2002 – Josh Cain, LB (2nd). 2003 – Alonzo Nix, WR (3rd). 2007 – Chris Camacho, S (2nd). 2011 – Wes Dothard, LB (1st). 2012 – Davis Tull, DL (2nd); Wes Dothard, LB (3rd). 2013 – Davis Tull, DL (2nd). 2014 – Davis Tull, DL (1st); Corey Levin, OL (3rd). 2015 – Corey Levin, OL (1st); Jacob Huesman, QB (2nd); Keionta Davis, DL (2nd). 2016 – Keionta Davis, DL (1st); Corey Levin, OL (2nd); Nakevion Leslie, LB (3rd). 2018 – Isaiah Mack, DL (1st). 2021 – Cole Strange, OL (1st); Devonsha Maxwell, DL (1st). 2022 – McClendon Curtis, OL (1st); Jay Person DL (1st); Devonsha Maxwell DL (2nd); Ailym Ford, RB (3rd). 2023 – Jay Person, DL (1st); Kameron Brown, DB (3rd).

**Don Hansen's Football Gazette (6):** 1998 – Kenny Sanders, DE (3rd). 2000 – Matt Vick, PK (1st); Chris Sanders, QB (2nd). 2001 – Tyler Unzicker, DL (2nd); Josh Cain, LB (2nd). 2002 – Josh Cain, LB (3rd)

## VMI

**Consensus (American Football Coaches Association, Associated Press, The Sports Network/Stats Perform) (4):** Mark Stock, 1988; Thomas Haskins, 1986; Alex Ramsey, 2019; Jakob Herres, 2020-21.

**AFCA (7):** 1988 – Mark Stock, WR. 1996 – Thomas Haskins, RB; 2019 – Alex Ramsey, RB (2nd). 2020-21 – Jakob Herres, WR (1st). 2021 – Stone Snyder, LB (2nd); Robert Soderholm, LS (2nd). 2022 – Robert Soderholm, LS (2nd).

**Associated Press (13):** 1937 – Paul Shu, RB (3rd). 1938 – Paul Shu, RB (3rd). 1947 – Chi Mills, T (2nd). 1974 – Andy Dearman, G (2nd). 1988 – Mark Stock, WR (1st). 1991 – Lorenzo Carpenter, C (2nd). 1992 – Lorenzo Carpenter, OL (2nd). 1995 – Thomas Haskins, RB (1st). 1996 – Thomas Haskins, RB (1st); 2019 – Alex Ramsey, RB (2nd). 2020-21 – Jakob Herres, WR (1st); Stone Snyder, LB (1st). 2022 – Stone Snyder, LB (3rd).

**Walter Camp (1):** 1996 – Thomas Haskins, RB.

**The Sports Network/Stats Perform (11):** 1988 – Mark Stock, WR (1st).

1992 – Lorenzo Carpenter, C (2nd). 1995 – Thomas Haskins, RB (2nd). 1996 – Thomas Haskins, RB (1st); 2019 – Alex Ramsey, RB (2nd). 2020-21 – Jakob Herres, WR (1st); Stone Snyder, LB (1st); Robert Soderholm, LS (1st). 2021 – Stone Snyder, LB (2nd); Robert Soderholm, LS (3rd). 2022 – Robert Soderholm, LS (1st).

**Don Hansen's Football Gazette (3):** 1995 – Thomas Haskins, RB (2nd). 1996 – Thomas Haskins, RB (2nd). 2000 – Richard Holland, KR (1st).

## WESTERN CAROLINA

**Consensus (American Football Coaches Association, Associated Press, The Sports Network/Stats Perform) (4):** Kerry Hayes, 1993; Eric Johnson, 1998; Detrez Newsome, 2016-2017.

**AFCA (9):** 1984 – Louis Cooper, DE. 1985 – Clyde Simmons, DE. 1993 – Kerry Hayes, WR. 1998 – Eric Johnson, DB (1st). 2016 – Detrez Newsome, AP (1st). 2017 – Detrez Newsome, AP (1st); Marvin Tillman, DB (2nd). 2023 – Desmond Reid, RB (2nd), Tyler Smith, OL (2nd).

**Associated Press (25):** 1976 – Darrell Lipford, RB. 1983 – Eric Rasheed, WR (2nd); Tiger Greene, DB (2nd). 1984 – Kirk Roach, K (1st); Louis Cooper, DE (1st); Tiger Greene, DB (1st); Steve Kornegay, P (1st); Mark Buffamoyer, DL (2nd). 1985 – Alonzo Carmichael, TE (1st); Clyde Simmons, DE (1st). 1986 – Kirk Roach, K (1st); Alonzo Carmichael, TE (2nd). 1987 – Kirk Roach, K (1st). 1992 – Todd Harkins, OL (3rd); Kerry Hayes, KR (3rd). 1993 – Kerry Hayes, KR (1st). 1998 – Eric Johnson, DB (1st); Ken Hinsley, P (3rd). 1999 – Josh Jones, PK (3rd). 2007 – Eddie Cohen, WR (2nd). 2016 – Detrez Newsome, AP (1st). 2017 – Ian Berryman, P (2nd); Detrez Newsome, RB (3rd). 2018 – Owen Cosenke, TE (3rd). 2022 – Richard McCollum, K (3rd).

**USA Today/ESPN (2):** 1998 – Eric Johnson, DB (2nd); Ken Hinsley, P (2nd).

**The Sports Network/Stats Perform (13):** 1988 – Geno Segers, DL (1st). 1992 – Todd Harkins, OL (2nd). 1993 – Kerry Hayes, KR (1st). 1997 – Eric Johnson, DB (3rd). 1998 – Eric Johnson, DB (1st); Ken Hinsley, P (3rd). 2007 – Eddie Cohen, WR (2nd). 2009 – Adrian McLeod, LB (3rd). 2014 – Christon Gill, LB (3rd). 2016 – Detrez Newsome, AP (2nd). 2017 – Detrez Newsome, AP (1st). 2018 – Tyrie Adams, AP (2nd). 2023 – Richard McCollum, PK (3rd).

**Don Hansen's Football Gazette (4):** 1998 – Ken Hinsley, P (1st); Eric Johnson, DB (2nd); Brad Hoover, RB (2nd). 2002 – Michael Spicer, DL (3rd).

## WOFFORD

**Consensus (Associated Press, American Football Coaches Association, The Sports Network/Stats Perform) (3):** Matt Nelson, 2003; Lee Basinger, 2004; Blake Jeresaty, 2019.

**AFCA (5):** 2003 – Matt Nelson, DB. 2004 – Lee Basinger, DL. 2005 – Katon Bethay, DT. 2013 – Jared Singleton, OL; 2019 – Blake Jeresaty, OL (2nd).

**Associated Press (20):** 1997 – Dan Williams, OL (1st). 2000 – Brian Bodor, DL (2nd). 2002 – Anthony Jones, DL (2nd). 2003 – Eric Deutsch, OL (1st); Matt Nelson, FS (1st); Bobby Gibbs, OL (3rd). 2004 – Lee Basinger, DE (1st); Eric Deutsch, OL (1st). 2005 – Katon Bethay, DL (3rd); 2008 – Derek Wooten, OL (3rd). 2010 – Eric Breitenstein, RB (2nd); Pat Illig, OL (2nd); Ameet Pall, DL (2nd). 2011 – Eric Breitenstein, RB (1st); Nate Page, OL (2nd). 2012 – Eric Breitenstein, RB (1st). 2013 – Jared Singleton, OL (3rd). 2016 – Lorenzo Long, RB (3rd); Anton Wahrby, OL (3rd). 2017 – Ross Demmel, OL (3rd). 2018 – Justus Basinger, OL (3rd); 2019 – Blake Jeresaty, OL (1st).

**Walter Camp (5):** 2002 – Anthony Jones, DL. 2004 – Eric Deutsch, OL; Lee Basinger, DE. 2010 – Ameet Pall, DL. 2011 – Nate Page, OL.

**The Sports Network/Stats Perform (27):** 1997 – Dan Williams, OL (1st). 2000 – Brian Bodor, DL (2nd); 2002 – Anthony Jones, DL (2nd). 2003 – Eric Deutsch, OL (1st); Matt Nelson, FS (1st); Bobby Gibbs, OL (3rd). 2004 – Lee Basinger, DE (1st); Eric Deutsch, OL (1st). 2005 – Katon Bethay, DL (3rd). 2007 – Corey McKenna, OT (2nd). 2008 – Dane Romero, FB (1st); 2010 – Eric Breitenstein, RB (1st); Pat Illig, OL (1st); Ameet Pall, DL (1st). 2011 – Eric Breitenstein, RB (1st); Nate Page, OL (1st); Alvin Scioneaux, LB (3rd). 2012 – Eric Breitenstein, RB (1st). 2016 – David Marvin, PK (1st); Lorenzo Long, RB (2nd); Anton Wahrby, OL (3rd). 2017 – Andre Stoddard, FB (2nd); Miles Brown, DL (3rd). 2018 – Andre Stoddard, FB (2nd); Miles Brown, DL (3rd); 2019 – Blake Jeresaty, OL (2nd). 2020-21 – Nathan Walker, FB (2nd).

**Don Hansen's Football Gazette (13):** 1997 – Dan Williams, OL (1st). 1998 – Tony Young, DB (3rd). 2000 – Brian Bodor, DL (3rd). 2001 – Nathan Fuqua, DL (3rd). 2002 – Anthony Jones, DL (1st); Matt Nelson, DB (1st); Eric Deutsch, OL (3rd). 2003 – Eric Deutsch, OL (1st); Bobby Gibbs, OL (1st); Lee Basinger, DL (1st); Matt Nelson, DB (1st); Timmy Thrift, LB (2nd). 2004 – Eric Deutsch, OL (3rd).

# ALL-CONFERENCE TEAMS

## First-team selections only

### 1933

E Red Negri, UVA  
E Tom Rogers, Duke  
T Ray Burger, UVA  
T Fred Crawford, Duke  
G Amos Bolen, W&L  
G George Barclay, UNC  
C Gene Wagner, UVA  
B Al Casey, Va. Tech  
B Earl Clary, USC  
B Bob Cox, Duke  
B Horace Hendrickson, Duke

### 1934

E Dave Thomas, VT  
E Earl Wentz, Duke  
T Gus Durner, Duke  
T Jim Tatum, UNC  
G George Barclay, UNC  
G Jack Dunlap, Duke  
C Steve Sabol, NCSU  
B Corkey Cornelius, Duke  
B Charlie Schaffer, UNC  
B Ace Parker, Duke  
B Norwood Sotherton, MD

### 1935

E Dick Buck, UNC  
E Johnny Leys, UVA  
T Hugo Bonino, W&M  
T Gus Durner, Duke  
G Jim Farley, VMI  
G Jim Johnston, Duke  
C Steve Sabol, NCSU  
B Fouts Dickerson, VT  
B Bill Guckeyson, MD  
B Don Jackson, UNC  
B Ace Parker, Duke

### 1936

E Andy Bershak, UNC  
E Bob King, FUR  
T Joe Brunansky, Duke  
T Joe Caldwell, Duke  
G Jim Farley, VMI  
G Dick Johnston, DAV  
C Dan Hill Jr., Duke  
B Bill Guckeyson, MD  
B Elmore Hackney, Duke  
B Jim Hutchins, UNC  
B Ace Parker, Duke

### 1937

E Andy Bershak, UNC  
E Herb Hudgins, Duke  
T Henry Bartos, UNC  
T Joe Brunansky, Duke  
G Woody Lipscomb, Duke  
G Elmer Wreen, UNC  
C Charlie Woods, CLEM  
B Elmore Hackney, Duke  
B Crowell Little, UNC  
B Jim Meade, MD  
B Paul Shu, VMI

### 1938

E Gus Goins, CLEM  
E Bolo Perdue, Duke  
T Ed Coon, NCSU  
T Steve Maronic, UNC  
G Louis Trunzo, WFU  
G Fred York, Duke  
C Dan Hill Jr., Duke  
B Bob O'Mara, Duke  
B Paul Shu, VMI  
B George Stirnweiss, UNC  
B Eric Tipton, Duke

### 1939

E Joe Blalock, CLEM  
E Paul Severin, UNC  
T Dick Boisseau, W&M  
T Rupert Pate, WFU  
G Allen Johnson, Duke  
G Frank Ribar, Duke  
C Ed Merrick, UR  
B George McAfee, Duke

B Banks McFadden, CLEM  
B Roten Shetley, FUR  
B George Stirnweiss, UNC

### 1940

E Joe Blalock, CLEM  
E Paul Severin, UNC  
T Andy Fronczek, UR  
T Tony Ruffa, Duke  
G Bill Faircloth, UNC  
G Alex Winterspoon, Duke  
C Bob Barnett, Duke  
B Tony Gallovich, WFU  
B Steve Lach, Duke  
B Jim Lelanne, UNC  
B Charlie Timmons, CLEM

### 1941

E Joe Blalock, CLEM  
E Bob Gantt, Duke  
T George Fritts, CLEM  
T Mike Karmazin, Duke  
G Carl Givler, WFU  
G Garrard Ramsey, W&M  
C Bob Barnett, Duke  
B Harvey Johnson, W&M  
B Steve Lach, Duke  
B Stan Stasica, USC  
B Charlie Timmons, CLEM

### 1942

E Bob Gantt, Duke  
E Glen Knox, W&M  
T Marvin Bass, W&M  
T Pat Preston, WFU  
G Tom Burns, Duke  
G Garrard Ramsey, W&M  
C Lou Sossamon, USC  
B John Cochran, WFU  
B Tom Davis, Duke  
B Harvey Johnson, W&M  
B Joe Muha, VMI

### 1943

E Ben Cittadino, Duke  
E Ray Poole, UNC  
T John Maskas, UNC  
T Pat Preston, Duke  
G Bill Milner, Duke  
G Jamie Myers, Duke  
C Bill Starford, WFU  
B Tom Davis, Duke  
B Buddy Jumper, Duke  
B Hosea Rodgers, UNC  
B Nick Sacrinty, WFU

### 1944

E Dave Harris, WFU  
E Pat Thrash, USC  
T John Kerns, WFU  
T George Owen, WFU  
G John Clowes, W&M  
C Ernie Knotts, Duke  
G Ralph Jenkins, CLEM  
B Elmer Barbour, WFU  
B Gordon Carver, Duke  
B Tom Davis, Duke  
B Howard Turner, NCSU

### 1945

E Dave Harris, WFU  
E Kelley Mote, Duke  
T Chi Mills, VMI  
T Knox Ramsey, W&M  
G Charley Garrison, WFU  
C Ernie Knotts, Duke  
C Ralph Jenkins, CLEM  
B Lynn Chewing, VMI  
B George Clark, Duke  
B Nick Sacrinty, WFU  
B Howard Turner, NCSU

### 1946

E Bill Chipley, W&L  
E Kelley Mote, Duke  
T Al DeRogatis, Duke  
T John Maskas, VT  
G Bill Milner, Duke  
G Knox Ramsey, W&M  
C Bryant Meeks, USC

B Jack Cloud, W&M  
B Charlie Justice, UNC  
B Nick Sacrinty, WFU  
B Howard Turner, NCSU

### 1947

E Bob Steckroth, W&M  
E Art Weiner, UNC  
T Chi Mills, VMI  
T Len Szafaryn, UNC  
G Knox Ramsey, W&M  
G Ed Royston, WFU  
C Tommy Thompson, W&M  
B Jack Cloud, W&M  
B Fred Fogler Jr., Duke  
B Lou Gambino, MD  
B Charlie Justice, UNC

### 1948

E John O'Quinn, WFU  
E Art Weiner, UNC  
T Louis Allen, Duke  
T Len Szafaryn, UNC  
G Frank Gillespie, CLEM  
G Bernie Watts, NCSU  
C Tommy Thompson, W&M  
B Jack Cloud, W&M  
B Bobby Gage, CLEM  
B Bill Gregus, WFU  
B Charlie Justice, UNC

### 1949

E Vito Ragazzo, W&M  
E Art Weiner, UNC  
T Louis Allen, Duke  
T Ray Krouse, MD  
G Bob Hughes, W&M  
G Charlie Musser, NCSU  
C Irwin Holdash, UNC  
B Fred Cone, CLEM  
B Billy Cox, Duke  
B Bill Gregus, WFU  
B Charlie Justice, UNC  
B Buddy Lex, W&M  
B Steve Wadiak, USC

### 1950

E Glenn Smith, CLEM  
E Elmer Wingate, MD  
T Elmer Costa, NCSU  
T Jim Staton, WFU  
G Bob Auffarth, WFU  
G Bob Ward, MD  
C Irwin Holdash, UNC  
B Gil Bocetti, W&L  
B Fred Cone, CLEM  
B Billy Cox, Duke  
B Steve Wadiak, USC

### 1951

E Jack Lewis, WFU  
E Glenn Smith, CLEM  
T Elmer Costa, NCSU  
T Bill George, VMI  
G Joe Dudeck, UNC  
G Bob Ward, MD  
C Larry Smith, USC  
B Gil Bocetti, W&L  
B Ed Mioduszewski, W&M  
B Ed Modzelewski, MD  
B Steve Wadiak, USC

### 1952

E Jack Lewis, WFU  
E Howard Pitt, Duke  
T Ben Dunkerley, WVU  
T Stan Jones, MD  
G Linwood Cox, W&M  
G Truet Grant, Duke  
C Louis Tepe, Duke  
B Bill Brehaney, VMI  
B Worth Lutz, Duke  
B Ed Mioduszewski, W&M  
B Jack Scarbath, MD

### 1953

E Richie Gaskell, GWU  
E Bill Marker, WVU  
T Bruce Bosley, WVU  
T George Parozzo, W&M

G Gene Lamone, WVU  
G Vince Perone, FUR  
C Steve Korcheck, GWU  
B Tommy Allman, WVU  
B Bill Bowman, W&M  
B Johnny Mapp, VMI  
B Freddy Wyant, WVU

### 1954

E Billy Hillen, WVU  
E Tom Petty, VT  
T Bruce Bosley, WVU  
T George Preas, VT  
G Gene Lamone, WVU  
G Webster Williams, FUR  
C Chick Donaldson, WVU  
B Dickie Beard, VT  
B Joe Marconi, WVU  
B Johnny Popson, FUR  
B Freddy Wyant, WVU

### 1955

E Walt Brodie, W&M  
E Paul Thompson, GWU  
T Bruce Bosley, WVU  
T Bob Lusk, W&M  
G Gene Lathey, WVU  
G Jim Locke, VT  
C Jack Prater, VT  
B Bob Moss, WVU  
B Frank Paiczkowski, UR  
B Mike Sommer, GWU  
B Freddy Wyant, WVU

### 1956

E Walt Brodie, W&M  
E Paul Thompson, GWU  
T Dave Liddick, GWU  
T Bill Underdonk, WVU  
G Gene Lathey, WVU  
G Joe Nicely, WVU  
C Chuck Howley, WVU  
B Larry Krutko, WVU  
B Jim Lugar, VT  
B Charlie Sidwell, W&M  
B Sam Woolwine, VMI

### 1957

E Paul Maguire, CIT  
E Larry Peccatiello, W&M  
T Jim McFalls, VMI  
T Elliot Shaubach, W&M  
G Lou Farmer, VMI  
G Chuck Howley, WVU  
C Bill Rush, W&M  
B Bobby Jordan, VMI  
B Bob Schwarze, CIT  
B Mike Sommer, GWU  
B Sam Woolwine, VMI

### 1958

E Carroll Dale, VT  
E Ray Siminski, FUR  
T Jim McFalls, VMI  
T Ed Rutsch, GWU  
G Dick Cleveland, CIT  
G Bob Frulla, GWU  
C Jerry Borst, VMI  
B Ted Colna, GWU  
B Billy Holsclaw, VT  
B Sam Horner, VMI  
B Dick Longfellow, WVU

### 1959

E Carroll Dale, VT  
E Paul Maguire, CIT  
T Pat Lamberti, UR  
T Mike Lashley, W&M  
G Bill Lopasky, WVU  
G Mike Zeno, VT  
C Ron DeMelfi, GWU  
B Dave Ames, UR  
B Howard Dyer, VMI  
B Alger Pugh, VT  
B Sam Horner, VMI

### 1960

E Bob Coolbaugh, UR  
E Andy Guida, GWU  
T Harry Rakowski, CIT

T Allen Whittier, VT  
G Lou Shuba, VMI  
G Mike Zeno, VT  
C George Garrison, CIT  
B Tom Campbell, FUR  
B Howard Dyer, VMI  
B Don Kern, VMI  
B Earl Stoudt, UR

### 1961

E Bill Gilgo, CIT  
E Andy Guida, GWU  
T Gene Breen, VT  
T Bill Winter, WVU  
G Eric Erdossy, W&M  
G Keith Melenyzer, WVU  
C Don Christman, UR  
B Tom Campbell, FUR  
B Dick Drummond, GWU  
B Earley Eastburn, CIT  
B Earl Stoudt, UR

### 1962

E Charlie Brendle, CIT  
E Gene Heeter, WVU  
T John Sapinsky, W&M  
T Bill Welsh, VMI  
G Newt Green, VT  
G Bob Soleau, W&M  
C Pete Goimarac, WVU  
B Dick Drummond, GWU  
B Glenn Holton, WVU  
B Elliott Keller, FUR  
B Jerry Yost, WVU

### 1963

E Pete Emelianchik, UR  
E Vince Petno, CIT  
T Gene Breen, VT  
T Bill Welsh, VMI  
G Newt Green, VT  
G Bob Soleau, W&M  
C Pete Goimarac, WVU  
B Dick Drummond, GWU  
B Bob Schweickert, VT  
B Kenny Stoudt, UR  
B Sonny Utz, VT

### 1964

#### Offense

E John Hilton, UR  
E Tommy Marvin, VT  
T Jeff Craig, W&M  
T Doug McNeil, GWU  
G Joe Missar, CIT  
G Gary Smith, W&M  
C Gary Barnette, WVU  
B Mike Lane, CIT  
B Garry Lyle, GWU  
B Bob Schweickert, VT  
B Sonny Utz, VT

#### Defense

E George Pearce, W&M  
E Bill Sullivan, WVU  
T Doug McNeil, GWU  
T John Turner, VMI  
LB Joe Missar, CIT  
LB Ken Whitley, VT  
LB Don Young, WVU  
B Fred D'Orazio, GWU  
B Mike Patterson, VMI  
B Joe Stromick, UR  
B Scott Swan, W&M

### 1965

#### Offense

E Bob Dunlevy, WVU  
E George Pearce, W&M  
T Steve Lapko, GWU  
T Stan Lysick, WVU  
G Doug McNeil, GWU  
G Ray Tate, UR  
C Tom Feola, W&M  
B Dave Alexander, ECU  
B Garrett Ford, WVU  
B Mike Holloran, GWU  
B Dick Leftridge, WVU

#### Defense

E Pack Hindsley, DAV  
E Bill Sullivan, WVU



T Tony Buccino, W&M  
 T John Turner, VMI  
 LB Bob Gadkowski, W&M  
 LB Bob Schmalzreidt, VMI  
 LB Billy Turner, FUR  
 B Francis Grant, CIT  
 B Tom Metz, GWU  
 B Jim Lofrese, W&M  
 B Dave Sprinkle, DAV

**1966**  
**Offense**  
 E Chuck Alberston, W&M  
 E Robbie Hahn, FUR  
 T Bob Andrews, UR  
 T Denny Williamson, WVU  
 G Walter Bostic, ECU  
 G Brad Cashman, GWU  
 C Johnny Crew, ECU  
 B Garrett Ford, WVU  
 B Steve Molnar, GWU  
 B Jimmy Poole, DAV  
 B Larry Zurich, UR

**Defense**  
 E Bob Gadkowski, W&M  
 E Norm Neverson, GWU  
 T Kevin Moran, ECU  
 T Joe Neilson, W&M  
 MG Dave Delgado, UR  
 LB Adin Brown, W&M  
 LB Baker Brown, WVU  
 LB Bob Schmalzreidt, VMI  
 B Robert Ellis, ECU  
 B Cal McCombs, CIT  
 B John Mallory, WVU

**1967**  
**Offense**  
 E Jim Cavanaugh, W&M  
 E Walker Gillette, UR  
 T Brad Cashman, W&M  
 T Kevin Moran, ECU  
 G Bob Biddle, VMI  
 G Terry Crum, UR  
 C Robbie Patterson, FUR  
 B Butch Colson, ECU  
 B Bob Habseich, VMI  
 B Neal Hughes, ECU  
 B Jimmy Poole, DAV

**Defense**  
 E Bob Gadkowski, W&M  
 E Danny Williamson, WVU  
 T Dave Delgado, UR  
 T George Henshaw, WVU  
 MG Carl Crennell, WVU  
 LB Adin Brown, W&M  
 LB Bob Schmalzreidt, VMI  
 LB John Small, CIT  
 B Joe Isaac, CIT  
 B John Mallory, WVU  
 B Chip Young, W&M

**1968**  
**Offense**  
 E Walker Gillette, UR  
 E Mike Kelly, DAV  
 T Ralph Beatty, W&M  
 T Wayne Fowler, UR  
 G Bob Biddle, VMI  
 G Ben Grieb, ECU  
 C Bob Herb, W&M  
 B Jim McMillian, CIT  
 B Terry Morton, W&M  
 B Buster O'Brien, UR  
 B Gordon Slade, DAV

**Defense**  
 E Mel Medved, UR  
 E Buzz Montsinger, UR  
 E Jim Rathbun, CIT  
 T Don Tyson, ECU  
 T Eddie Watkins, CIT  
 MG Dick Irvin, UR  
 MG Burt Waite, W&M  
 LB Ken Diaz, CIT  
 LB Pat Turchetta, UR  
 B Jim Barton, W&M  
 B Joe Isaac, CIT  
 B Kerr Kump, VMI  
 B Winston Whitehead, UR

**1969**  
**Offense**  
 E Walker Gillette, UR  
 E Mike Kelly, DAV  
 T Wayne Fowler, UR  
 T Marion Glover, CIT  
 G Terry Esterkamp, DAV  
 G Creig Tyler, CIT  
 C Bob Herb, W&M  
 B Bob Duncan, CIT  
 B Charlie Richards, UR  
 B Gordon Slade, DAV  
 B Billy Wightman, ECU  
 K Ed Terry, DAV

**Defense**  
 E Mel Medved, UR  
 E Buzz Montsinger, UR  
 T John Barelli, UR  
 T Bruce Kasardo, UR  
 T George Wheeler, ECU  
 MG Dick Irvin, UR  
 LB John Small, CIT  
 LB Pat Turchetta, UR  
 B Phil Bryan, CIT  
 B Tom Duffey, W&M  
 B Whit Morrow, DAV  
 B Winston Whitehead, UR

**1970**  
**Offense**  
 E Dick Corrada, ECU  
 E Jim Livesay, UR  
 T Peyton Barton, FUR  
 T Brian Bitton, UR  
 T Butch Kersey, FUR  
 G Don Dease, CIT  
 G Jackson Neall, W&M  
 C Bob Herb, W&M  
 B Bob Duncan, CIT  
 B Mike Mikolayunas, DAV  
 B Phil Mosser, W&M  
 B Charlie Richards, UR  
 K Don Cupit, VMI

**Defense**  
 E Jim Lee, CIT  
 E Pat Morris, UR  
 T John Barelli, UR  
 T Bruce Darsarda, UR  
 T Rich Peeler, ECU  
 LB Wally Ake, W&M  
 LB Chuck Cross, FUR  
 B Ray Easterling, UR  
 B Jim King, CIT  
 B Paul Scolaro, W&M  
 B Jeff Varnadoe, CIT

**1971**  
**Offense**  
 E Brian Baima, CIT  
 E David Knight, W&M  
 T Mike Davitt, CIT  
 T Pete Ramsey, VMI  
 G Pat Hutto, CIT  
 G Jackson Neall, W&M  
 C Bob Conrad, UR  
 B Jon Hall, CIT  
 B Harry Lynch, CIT  
 B Phil Mosser, W&M  
 B Barty Smith, UR  
 K Keith Clark, UR

**Defense**  
 E John Nugent, UR  
 E David Shi, FUR  
 T Milt Ignatius, UR  
 T Rich Peeler, ECU  
 MG Keith Dooley, UR  
 LB Pat Kelly, UR  
 LB Monty Kiernan, ECU  
 B Ray Easterling, UR  
 B Jack Patterson, ECU  
 B Paul Scolaro, W&M  
 B Jeff Varnadoe, CIT

**1972**  
**Offense**  
 TE Stan Eure, ECU  
 WR David Knight, W&M  
 WR Walt Walker, DAV  
 T Andy Dearman, VMI  
 T Dan Utley, FUR

G Greg Troupe, ECU  
 G Stan Victor, W&M  
 C Joe Montgomery, W&M  
 B Carlester Crumpler, ECU  
 B Billy Meyers, UR  
 B Carl Summerell, ECU  
 K Terry Regan, W&M

**Defense**  
 E Ronnie Chappell, W&M  
 E John Nugent, UR  
 T Ron Reynolds, APP  
 T Norman Seabrooks, CIT  
 LB Pat Kelly, UR  
 LB Danny Kepley, ECU  
 LB Neal Rumble, CIT  
 B Bob Loprete, UR  
 B Rusty Markland, ECU  
 B Vince Perone Jr., FUR  
 B Paul Scolaro, W&M  
 P Jay Jones, UR

**1973**  
**Offense**  
 TE Dick Pawlewicz, W&M  
 WR Stan Eure, ECU  
 WR Walt Walker, DAV  
 T Andy Dearman, VMI  
 T Dan Utley, FUR  
 G Jim Amrhein, UR  
 G Greg Troupe, ECU  
 C Joe Montgomery, W&M  
 QB Carl Summerell, ECU  
 RB Carlester Crumpler, ECU  
 RB Barty Smith, UR  
 K Jim Woody, ECU

**Defense**  
 E Cary Godette, ECU  
 E Lee Pearson, UR  
 T Vic Moye, UR  
 T Ron Reynolds, APP  
 G Tony Cicoria, CIT  
 LB Pat Kelly, UR  
 LB Danny Kepley, ECU  
 B Bob Loprete, UR  
 B Mike Myrick, ECU  
 B Vince Perone Jr., FUR  
 B Gene Williams, VMI  
 P Russell Brown, W&M

**1974**  
**Offense**  
 TE Dick Pawlewicz, W&M  
 WR Mike Mahoney, UR  
 WR Ronnie Moore, VMI  
 T Rick Bennett, ECU  
 T Buddy Parrish, CIT  
 G Andy Dearman, VMI  
 G Jimbo Walker, ECU  
 C Doug Hines, VMI  
 QB Bill Deery, W&M  
 RB Andrew Johnson, CIT  
 RB Ronnie Norman, VMI  
 RB Bill Schink, ECU  
 K Jerry Harmon, APP

**Defense**  
 E Bill Anderson, FUR  
 E Butch Strawderman, ECU  
 T Kenny Moore, ECU  
 T Ace Owens, UR  
 MG Fred Snipes, APP  
 LB Danny Kepley, ECU  
 LB Brian Ruff, CIT  
 B Jim Bolding, ECU  
 B Larry McKenzie, APP  
 B Vince Perone Jr., FUR  
 B Mike Stewart, W&M  
 P Joe Parker, APP

**1975**  
**Offense**  
 TE Dickie Regan, CIT  
 WR Ronnie Moore, VMI  
 T Rodney Elam, UR  
 T Andre Staton, APP  
 G Jimbo Walker, ECU  
 G Tom Sofield, APP  
 G Gill Beck, APP  
 QB Robbie Price, APP  
 RB Emmitt Hamilton, APP  
 RB Larry Robinson, FUR

RB Kenny Strayhorn, ECU  
 K Gary Davis, APP

**Defense**  
 E Cary Godette, ECU  
 E Mike Copley, UR  
 T Willie Bryant, ECU  
 T Dickie Childress, UR  
 LB Larry Anderson, FUR  
 LB Harold Randolph, ECU  
 LB Brian Ruff, CIT  
 B Jim Bolding, ECU  
 B Ralph Ferguson, CIT  
 B Mark Gordon, FUR  
 B Quinton McKinney, APP  
 P Joe Parker, APP

**1976**  
**Offense**  
 TE Ken Cloud, W&M  
 WR Dennis Holt, APP  
 WR Tommy Southard, FUR  
 T Ed Glackin, VMI  
 T Jeff Holcomb, FUR  
 G Wayne Bolt, ECU  
 G Andre Staton, APP  
 C Gill Beck, APP  
 QB Tom Rozantz, W&M  
 RB Eddie Hicks, ECU  
 RB Andrew Johnson, CIT  
 RB Jim Kruis, W&M  
 K Pete Conaty, ECU

**Defense**  
 E Cary Godette, ECU  
 E Bruno Schmalhofer, W&M  
 T Jack Dove, ECU  
 T Ned Stephanovich, VMI  
 LB Larry Anderson, FUR  
 LB Harold Randolph, ECU  
 LB Brian Ruff, CIT  
 B Jim Bolding, ECU  
 B Ralph Ferguson, CIT  
 B Gerald Hall, ECU  
 B Reggie Pinkney, ECU  
 P Joe Parker, APP

**1977**  
**Offense**  
 TE Brette Simmons, FUR  
 WR Mike Riley, CIT  
 WR Wayne Tolleson, WCU  
 T Ken Cadle, FUR  
 T Paul Edmondson, UTC  
 G Joe Petosa, UTC  
 G Tom Replogie, VMI  
 C Gill Beck, APP  
 QB Mike Pusey, WCU  
 RB Andre Gibson, VMI  
 RB Darrell Lipford, WCU  
 K Craig Jones, VMI

**Defense**  
 E Greg Arnett, VMI  
 E Bobby Church, FUR  
 T Ronnie Powe, UTC  
 T Ned Stephanovich, VMI  
 G Tony Sparks, CIT  
 LB Kenny Caldwell, CIT  
 LB Glen Jones, VMI  
 B Russell Gambrell, FUR  
 B Paul Gillis, CIT  
 B Gary McNeal, VMI  
 B Kenny Mitchell, UTC  
 P Greg Cater, UTC

**1978**  
**Offense**  
 TE Brette Simmons, FUR  
 WR Rick Beasley, APP  
 WR Gerald Harp, WCU  
 T Bob Bookmiller, VMI  
 T Paul Edmondson, UTC  
 G Joe Petosa, UTC  
 G Robbie Vannoy, WCU  
 C Rickey Young, FUR  
 QB David Henderson, FUR  
 RB Scott McConnell, APP  
 RB Mark Stowers, FUR  
 K Craig Jones, VMI

**Defense**  
 E George Alston, WCU  
 E Frank Jordan, UTC

E Sami Killman, APP  
 T Jacob Burney, UTC  
 T Kevin Morgan, FUR  
 MG Ty Smith, WCU  
 LB Kenny Caldwell, CIT  
 LB Pat Murphy, APP  
 B Willie Carpenter, WCU  
 B Russell Gambrell, FUR  
 B Paul Gillis, CIT  
 B Thomas Gunn, WCU  
 P Greg Cater, UTC

**1979**  
**Offense**  
 TE Orion Rust, CIT  
 WR Rick Beasley, APP  
 WR Gerald Harp, WCU  
 T John Burke, CIT  
 T Doug Patterson, UTC  
 T John Shuman, VMI  
 G David Kreber, CIT  
 G Roderick Moore, UTC  
 C Paul Wright, UTC  
 QB Mark Hutsell, ETSU  
 RB Floyd Allen, VMI  
 RB Gwain Durden, UTC  
 K Craig Jones, VMI

**Defense**  
 E Mike Adams, CIT  
 E Frank Jordan, UTC  
 E Jeff Snipes, FUR  
 T Jacob Burney, UTC  
 T Kevin Morgan, FUR  
 T Bobby Peche, WCU  
 LB Bruce Gheesling, FUR  
 LB Alfonso McCloud, UTC  
 LB Ricky Smith, WCU  
 B Walt Bellamy, VMI  
 B Willie Carpenter, WCU  
 B Paul Gillis, CIT  
 B Jay Megna, ETSU  
 P Greg Cater, UTC

**1980**  
**Offense**  
 TE Eddie McGill, WCU  
 WR Rick Beasley, APP  
 WR Gerald Harp, WCU  
 T Charlie Anderson, FUR  
 T Richard Farrier, CIT  
 G Mike Coleman, FUR  
 G John Olson, APP  
 C Robert Lee, UTC  
 QB Steve Brown, APP  
 RB Floyd Allen, VMI  
 RB Mike Glenn, FUR  
 RB Stump Mitchell, CIT  
 K Barry Childers, MAR

**Defense**  
 E Dale McLarty, CIT  
 E Jerry Moses, APP  
 E Jeff Snipes, FUR  
 T Jacob Burney, UTC  
 T Kevin Morgan, FUR  
 LB Bruce Gheesling, FUR  
 LB Ricky Smith, WCU  
 LB Willie Yates, UTC  
 B Chris Buono, FUR  
 B Mike Eden, VMI  
 B Mike Hunt, UTC  
 B Jeff Vincent, APP  
 P John Johnson, FUR

**1981**  
**Offense**  
 TE Byron Lee, FUR  
 WR Jeff Dean, WCU  
 T Charlie Anderson, FUR  
 T Steve Lloyd, FUR  
 T Curtis Rose, UTC  
 G Mike Coleman, FUR  
 G Jay Lasek, VMI  
 C Austin Beckham, VMI  
 QB Tim Sorrells, FUR  
 RB Floyd Allen, VMI  
 RB Stanford Jennings, FUR  
 RB Danny Miller, CIT  
 K Tim Tanguay, FUR  
 B Donnie Cook, ETSU  
 B Mike Hunt, UTC

# ALL-CONFERENCE TEAMS

B Carl Lee, MAR

## Defense

E Felix Andrews, FUR  
E Wade Foltz, VMI  
T Sedrick Brown, CIT  
T Willie Little, UTC  
NG Jim Ettari, CIT  
LB Bruce Gheesling, FUR  
LB Melvin Rucker, VMI  
B Bruce Alexander, CIT  
B Jeff Burke, FUR  
B Donnie Cook, ETSU  
B Mike Hunt, UTC  
B Carl Lee, MAR  
P John Johnson, FUR

## 1982

### Offense

TE Tom Radle, VMI  
WR Eric Rasheed, WCU  
T Greg Hochstetler, UTC  
T Joe Pipczynski, CIT  
G Mike Coleman, FUR  
G Jay Lasek, VMI  
C Briggs Taylor, FUR  
QB Ronnie Nixon, WCU  
RB Anthony James, WCU  
RB Stanford Jennings, FUR  
RB Alvin Parker, APP  
K Dean Biasucci, WCU

### Defense

E Joey Abbney, UTC  
E Louis Cooper, WCU  
T Jim Ettari, CIT  
T Willie Little, UTC  
NG Troy Phillips, FUR  
LB Billy Hall, FUR  
LB Melvin Rucker, VMI  
B Mark Bridgman, FUR  
B Donnie Cook, ETSU  
B Carl Lee, MAR  
B Gib McEachran, FUR  
P Jon Howell, UTC

## 1983

### Offense

TE Bill West, CIT  
WR Eric Rasheed, WCU  
T Paul Johannessen, FUR  
T Mike Nease, UTC  
G Ed Boyd, APP  
G Dan Sleet, FUR  
C Steve Taylor, WCU  
QB David Charpia, FUR  
RB Melvin Dorsey, WCU  
RB Larry Fourqurean, MAR  
RB Stanford Jennings, FUR  
K Dean Biasucci, WCU

### Defense

E Bernard Jones, WCU  
E Steve Kurtz, UTC  
T Mark Buffamoyer, WCU  
T Bob Standifer, UTC  
LB Buck Coatney, FUR  
LB Ricky Pate, WCU  
LB Glen Richardson, UTC  
B Glenn Bates, MAR  
B Mark Bridgman, FUR  
B Ernest Gibson, FUR  
B Tiger Greene, WCU  
P Pat Velarde, MAR

## 1984

### Offense

TE Fred Johnson, CIT  
TE Steve Pancham, VMI  
WR Victor Frazier, CIT  
WR Eric Rasheed, WCU  
T Jim Gabrish, CIT  
T Mike Herndon, WCU  
G Ed Boyd, APP  
G Brent Johnson, UTC  
C Steve Taylor, WCU  
QB Jeff Gilbert, WCU  
RB Artis Edwards, UTC  
RB Robbie Gardner, FUR  
K Kirk Roach, WCU

### Defense

E Louis Cooper, WCU  
E David Ferrell, ETSU

T Mark Buffamoyer, WCU

T Bob Standifer, UTC

MG Randall Mitchell, UTC

LB Rock Hurst, FUR

LB Glen Richardson, UTC

B Tiger Greene, WCU

B David McCrary, UTC

B Jerome Norris, FUR

B Gary Zingler, ETSU

P Steve Kornegay, WCU

## 1985

### Offense

TE Alonzo Carmichael, WCU  
WR Chas Fox, FUR  
WR Lee Glaze, CIT  
T Mike Calloway, APP  
T Jim Gabrish, CIT  
G Brent Johnson, UTC  
G Charles Stephenson, WCU  
C Gene Reeder, FUR  
QB Bobby Lamb, FUR  
RB Brian Jager, FUR  
RB John Settle, APP  
K Kirk Roach, WCU

### Defense

E Chris Melick, APP  
E Clyde Simmons, WCU  
T Anthony Downs, APP  
T Mike Makens, UTC  
MG Randall Mitchell, UTC  
LB Dino Hackett, APP  
LB Glen Richardson, UTC  
B Phillip Aldridge, UTC  
B Mike Mayo, VMI  
B Struggy Smith, APP  
B Steve Squire, FUR  
P George Cimadevilla, ETSU

## 1986

### Offense

TE Alonzo Carmichael, WCU  
WR Mike Barber, MAR  
WR Vincent Nowell, WCU  
T Mike Calloway, APP  
T Mark Cook, ETSU  
G Alex Albert, FUR  
G Steve Hall, WCU  
C Sam Manos, MAR  
QB Willie Perkins, WCU  
RB Robbie Gardner, FUR  
RB John Settle, APP  
K Kirk Roach, WCU

### Defense

L Anthony Down, APP  
L Phillip Ferguson, FUR  
L Mike Makens, UTC  
L Scott Thompson, CIT  
LB Cedric Felton, APP  
LB Darryl Gardner, FUR  
LB Willie Greenway, UTC  
B Jimmy Armstrong, APP  
B Fred Davis, WCU  
B Jerome Norris, FUR  
B Steve Squire, FUR  
P George Cimadevilla, ETSU

## 1987

### Offense

TE Sean Doctor, MAR  
WR Mike Barber, MAR  
WR Vincent Nowell, WCU  
T Fe Cowan, FUR  
T James Hardman, APP  
G Alex Albert, FUR  
G Steve Hall, WCU  
C Terry Poore, APP  
QB Tony Petersen, MAR  
RB John Bagwell, FUR  
RB Ron Darby, MAR  
K Kirk Roach, WCU

### Defense

L Tony Bowick, UTC  
L Anthony Downs, APP  
L Phillip Ferguson, FUR  
L Scott Thompson, CIT  
LB Kenny Blaknell, APP  
LB Zach Ervin, UTC  
LB Darryl Gardner, FUR  
B Derrick Harris, ETSU

B Mike Mayo, VMI

B Mark Snyder, MAR

B Reggie Solomon, UTC

P Tony Cox, APP

## 1988

### Offense

TE Sean Doctor, MAR  
WR Mike Barber, MAR  
WR Mark Stock, VMI  
T Fe Cowan, FUR  
T Derrick Graham, APP  
G Carlos Avalos, CIT  
G John Halford, MAR  
C Steve Duggan, FUR  
QB Gene Brown, CIT  
QB John Gregory, MAR  
RB Ron Darby, MAR  
RB Adrian Johnson, CIT  
K Bjorn Nittmo, APP

### Defense

L Tony Bowick, UTC  
L Kelly Fletcher, FUR  
L Geno Segers, WCU  
L Jimmy Snowden, APP  
LB Jeff Blankenship, FUR  
LB Willie Greenway, UTC  
LB Pete Long, CIT  
B J.D. Cauthen, CIT  
B Julius Dixon, FUR  
B Toussaint Kennedy, WCU  
B Mike Lowman, UTC  
P Billy Smith, UTC

## 1989

### Coaches

#### Offense

TE Eric Ihnat, MAR  
TE Greg Key, FUR  
WR Phillip Florence, CIT  
WR Andre Motley, MAR  
T David Ewart, ETSU  
T Derrick Graham, APP  
G David Adams, FUR  
G Ricky Bray, UTC  
C Steve Duggan, FUR  
QB John Gregory, MAR  
RB Ritchie Melchor, APP  
RB George Searcy, ETSU  
K Dewey Klein, MAR

#### Defense

OLB Kelly Fletcher, FUR  
OLB Chris Roper, FUR  
L Troy Boeck, UTC  
L Allen Edwards, FUR  
L Brian Pitts, FUR  
ILB Junior Jackson, UTC  
ILB Kevin Kendrick, FUR  
B Keith Collins, APP  
B Gary Dandridge, APP  
B Derrick Harris, ETSU  
B Pat Turner, FUR  
P Pumpu Tudors, UTC

## 1989

### Media

#### Offense

TE Eric Ihnat, MAR  
WR Phillip Florence, CIT  
WR Andre Motley, MAR  
T Rick Brodsky, CIT  
T Derrick Graham, APP  
G David Adams, FUR  
G Ricky Bray, UTC  
C Steve Duggan, FUR  
QB Frankie DeBusk, FUR  
RB James Roberts, UTC  
RB George Searcy, ETSU  
K Dewey Klein, MAR

#### Defense

L Troy Boeck, UTC  
L Kelly Fletcher, FUR  
L Avery Hall, APP  
L Brian Pitts, FUR  
LB Junior Jackson, UTC  
LB Kevin Kendrick, FUR  
LB Chris Roper, FUR  
B Keith Collins, APP  
B Gary Dandridge, APP  
B Pat Turner, FUR

B Derrick Willis, UTC

P Pumpu Tudors, UTC

## 1990

### Coaches

#### Offense

TE Eric Ihnat, MAR  
WR Donald Lipscomb, FUR  
WR Andre Motley, MAR  
T David Ewart, ETSU  
T Kyle Lowery, FUR  
G DeRhon Robinson, CIT  
G Eric Walter, FUR  
C Steve Duggan, FUR  
QB Frankie DeBusk, FUR  
RB Derrick Hollins, ETSU  
RB Carl Tremble, FUR  
K Mike Shoun, ETSU

#### Defense

E Tony Hill, UTC  
E Rico Mack, APP  
L Troy Boeck, UTC  
L Allen Edwards, FUR  
L Avery Hall, APP  
ILB Kevin Kendrick, FUR  
ILB J.J. Davis, CIT  
ILB Dwayne Pelham, APP  
B Brance Draine, UTC  
B Derek Grier, MAR  
B Ivan Johnson, FUR  
B Lester Smith, CIT  
P Pumpu Tudors, UTC

## 1990

### Media

#### Offense

TE Eric Ihnat, MAR  
WR Donald Lipscomb, FUR  
WR Andre Motley, MAR  
T Kyle Lowery, FUR  
T Greg Barnette, APP  
T Carey Cash, CIT  
G DeRhon Robinson, CIT  
G Eric Walter, FUR  
C Steve Duggan, FUR  
QB Frankie DeBusk, FUR  
RB Derrick Hollins, ETSU  
RB Carl Tremble, FUR  
K Rodney Allen, UTC

#### Defense

L Troy Beck, UTC  
L Allen Edwards, FUR  
L Billy Glanton, UTC  
L Tony Hill, UTC  
LB J.J. Davis, CIT  
LB Kevin Kendrick, FUR  
LB Rico Mack, APP  
B Joe Chirico, MAR  
B Brance Draine, UTC  
B Jason Grant, FUR  
B Ivan Johnson, FUR  
P Pumpu Tudors, UTC

## 1991

### Coaches

#### Offense

TE Paul Siffri, FUR  
WR Donald Lipscomb, FUR  
WR Brian Dowler, MAR  
WR Shoun Habersham, UTC  
T Carey Cash, CIT  
T Madison Sayre, MAR  
G Kitt Hill, APP  
G Eric Walter, FUR  
C Lorenzo Carpenter, VMI  
QB Michael Payton, MAR  
RB Chip Hooks, APP  
RB Carl Tremble, FUR  
K Andrew Burr, FUR

#### Defense

E Albert Luke, UTC  
E Rico Mack, APP  
L Allen Edwards, FUR  
L Avery Hall, APP  
L Mike Perfetti, VMI  
ILB Murphy Duckett, ETSU  
ILB Kota Suttle, FUR  
B Gary Dandridge, APP  
B Mike Ratcliff, FUR  
B Lester Smith, CIT

B Jackie Washington, UTC

P Harold Alexander, APP

## 1991

### Media

#### Offense

TE Paul Siffri, FUR  
WR Brian Dowler, MAR  
WR Donald Lipscomb, FUR  
T Carey Cash, CIT  
T Kyle Lowery, FUR  
G Phil Ratliff, MAR  
G Eric Walter, FUR  
C Lorenzo Carpenter, VMI  
QB Michael Payton, MAR  
RB Chip Hooks, APP  
RB Carl Tremble, FUR  
K Dewey Klein, MAR

#### Defense

L Allen Edwards, FUR  
L Avery Hall, APP  
L Ryan Livezey, FUR  
L Mike Perfetti, VMI  
LB Rico Mack, APP  
LB Donahue Stephenson, MAR  
LB Kota Suttle, FUR  
B Gary Dandridge, APP  
B Derek Grier, MAR  
B Lester Smith, CIT  
B Jackie Washington, UTC  
P Harold Alexander, APP

## 1992

### Coaches

#### Offense

TE Mike Bartrum, MAR  
WR Troy Brown, MAR  
WR Craig Aiken, WCU  
T Carey Cash, CIT  
T Johnny McKee, MAR  
G Todd Harkins, WCU  
G Phil Ratliff, MAR  
C Lorenzo Carpenter, VMI  
QB Michael Payton, MAR  
RB Carl Tremble, FUR  
RB Everette Sands, CIT  
KR Kerry Hayes, WCU  
K Rodney Allen, UTC

#### Defense

E Ryan Livezey, FUR  
E Rico Mack, APP  
L Avery Hall, APP  
L Tony Johnson, WCU  
L Keenan Rhodes, MAR  
LB Kota Suttle, FUR  
ILB Brent David, APP  
B Lester Smith, CIT  
B Willie Williams, WCU  
B Torrence Forney, CIT  
B Julius Grant, WCU  
P Harold Alexander, APP

## 1992

### Media

#### Offense

TE Mike Bartrum, MAR  
WR Troy Brown, MAR  
WR Craig Aiken, WCU  
T Carey Cash, CIT  
T Chris Deaton, MAR  
G Phil Ratliff, MAR  
G Lance Hansen, CIT  
C Lorenzo Carpenter, VMI  
QB Michael Payton, MAR  
RB Carl Tremble, FUR  
RB Everette Sands, CIT  
KR Kerry Hayes, WCU  
K Rodney Allen, UTC

#### Defense

L Avery Hall, APP  
L Sean Swoope, APP  
L Ryan Livezey, FUR  
L Milan Sterling, FUR  
L Byran Litton, MAR  
LB Kota Suttle, FUR  
LB Rico Mack, APP  
LB Shannon King, MAR  
B Lester Smith, CIT  
B Torrence Forney, CIT



B Willie Williams, WCU  
 B Andre Worrell, FUR  
 P Harold Alexander, APP

**1993  
Coaches  
Offense**

TE Andrew Jordan, WCU  
 WR Jeff Johnson, ETSU  
 WR Craig Aiken, WCU  
 T Chris Deaton, MAR  
 T Thomas Jackson, WCU  
 G Trevor Thomas, MAR  
 G Miguel Ayoub, GSU  
 C Wes Greenwell, WCU  
 QB Todd Donnan, MAR  
 RB Chris Parker, MAR  
 RB Everette Sands, CIT  
 KR Kerry Hayes, WCU  
 K Reed Haley, GSU

**Defense**

E Ryan Livezey, FUR  
 E Rodney Garrett, MAR  
 L Alex Mash, GSU  
 L Tony Johnson, WCU  
 L Mike Hardy, FUR  
 ILB William King, MAR  
 ILB Milan Sterling, FUR  
 DB Andre Worrell, FUR  
 DB Julius Grant, WCU  
 DB Roger Johnson, MAR  
 DB Shawn Austin, GSU  
 P Ronnie McCutchan, FUR

**1993  
Media  
Offense**

TE Demarko Kemp, UTC  
 WR Jeff Johnson, ETSU  
 WR Ricky Carter, MAR  
 T Chris Deaton, MAR  
 T Thomas Jackson, WCU  
 G Miguel Ayoub, GSU  
 G Trevor Thomas, MAR  
 C Wes Greenwell, WCU  
 QB Lonnie Galloway, WCU  
 RB Chris Parker, MAR  
 RB Chip Hooks, APP  
 KR Kerry Hayes, WCU  
 K Jim Richter, FUR

**Defense**

L Alex Mash, GSU  
 L Ryan Livezey, FUR  
 L Rodney Garrett, MAR  
 L Tony Johnson, WCU  
 LB William King, MAR  
 LB Milan Sterling, FUR  
 LB Tom Bodine, WCU  
 DB Andre Worrell, FUR  
 DB Roger Johnson, MAR  
 DB Julius Grant, WCU  
 DB Detric Cummings, CIT  
 P Ronnie McCutchan, FUR

**1994  
Coaches  
Offense**

TE Luther Broughton, FUR  
 WR Jeff Johnson, ETSU  
 WR Craig Aiken, WCU  
 T William Pannell, MAR  
 T Brad Ohrt, APP  
 G Isaac Ferrell, GSU  
 G Levi Davis, CIT  
 C Franklin Stephens, GSU  
 QB Todd Donnan, MAR  
 RB Chris Parker, MAR  
 RB Thomas Haskins, VMI  
 KR Kerry Hayes, WCU  
 K Jim Richter, FUR

**Defense**

DL William Peebles, APP  
 DL James Russell, ETSU  
 DL Billy Lyon, MAR  
 DL Billy Bumper, WCU  
 LB Dexter Coakley, APP  
 LB Paul Carroll, GSU  
 LB Brian Stump, MAR  
 DB Matt Stevens, APP  
 DB Roger Johnson, MAR

DB Shannon Morrison, MAR  
 DB Jon Jenkins, WCU  
 P Travis Colquitt, MAR

**1994  
Media  
Offense**

TE Demarko Kemp, UTC  
 WR Jeff Johnson, ETSU  
 WR Craig Aiken, WCU  
 T William Pannell, MAR  
 T Brian Fisher, FUR  
 G Aaron Ferguson, MAR  
 G Brad Ohrt, APP  
 C Wes Greenwell, WCU  
 QB Todd Donnan, MAR  
 RB Chris Parker, MAR  
 RB Thomas Haskins, VMI  
 KR Kerry Hayes, WCU  
 K Jim Richter, FUR

**Defense**

DL William Peebles, APP  
 DL Chip Miller, APP  
 DL Billy Lyon, MAR  
 DL B.J. Cohen, MAR  
 LB Dexter Coakley, APP  
 LB Tom Bodine, WCU  
 LB Micah Young, CIT  
 DB Shannon Morrison, MAR  
 DB Roger Johnson, MAR  
 DB Matt Stevens, APP  
 DB Jon Jenkins, WCU  
 P Travis Colquitt, MAR

**1995  
Coaches  
Offense**

TE Jermaine Wiggins, MAR  
 WR Tim Martin, MAR  
 WR Terrell Owens, UTC  
 OT William Pannell, MAR  
 OT Chad Groover, APP  
 OG Aaron Ferguson, MAR  
 OG Shawn Clark, APP  
 C Scott Kadlub, APP  
 QB Scott Satterfield, APP  
 RB Thomas Haskins, VMI  
 RB Chris Parker, MAR  
 KR Dexter Dawson, GSU  
 PK Jay Sutton, APP

**Defense**

DL Billy Lyon, MAR  
 DL James Russell, ETSU  
 DL B.J. Cohen, MAR  
 DL Derek Summerour, WCU  
 LB Dexter Coakley, APP  
 LB Jermaine Swafford, MAR  
 LB Larry McCloud, MAR  
 DB Matt Stevens, APP  
 DB Donnie Abraham, ETSU  
 DB Brancis Williams, GSU  
 DB Jamie Coleman, APP  
 P Josh Siefken, UTC

**1995  
Media  
Offense**

TE Luther Broughton, FUR  
 WR Terrell Owens, UTC  
 WR David Patten, WCU  
 OT William Pannell, MAR  
 OT Chad Groover, APP  
 OG Aaron Ferguson, MAR  
 OG Shawn Clark, APP  
 C Scott Kadlub, APP  
 QB Scott Satterfield, APP  
 RB Thomas Haskins, VMI  
 RB Chris Parker, MAR  
 KR Dexter Dawson, GSU  
 PK Tim Openlander, MAR

**Defense**

DL B.J. Cohen, MAR  
 DL Billy Lyon, MAR  
 DL James Russell, ETSU  
 DL Shawn Elliott, APP  
 LB Dexter Coakley, APP  
 LB Scott Belcher, CIT  
 LB Joe DiBernardo, APP  
 DB Matt Stevens, APP  
 DB Melvin Cunningham, MAR

DB Donnie Abraham, ETSU  
 DB Jamie Coleman, APP  
 P Allen Guinn, APP

**1996  
Coaches  
Offense**

TE Luther Broughton, FUR  
 WR Tim Martin, MAR  
 WR Randy Moss, MAR  
 OT Chad Groover, APP  
 OT Jamie Wilson, MAR  
 OG Aaron Ferguson, MAR  
 OG Shawn Clark, APP  
 C John Wade, MAR  
 QB Braniff Bonaventure, FUR  
 RB Thomas Haskins, VMI  
 RB Damon Scott, APP  
 PK Tim Openlander, MAR  
 KR Tim Martin, MAR

**Defense**

DL James Russell, ETSU  
 DL Billy Lyon, MAR  
 DL B.J. Cohen, MAR  
 DL Edward Thomas, GSU  
 LB Dexter Coakley, APP  
 LB Larry McCloud, MAR  
 LB Mike Rogers, VMI  
 DB Melvin Cunningham, MAR  
 DB Ron Faugue, UTC  
 DB Jeremy Osborne, FUR  
 DB Scott Smythe, MAR  
 P Chris Hanson, MAR

**1996  
Media  
Offense**

TE Luther Broughton, FUR  
 WR Randy Moss, MAR  
 WR Tim Martin, MAR  
 OT Chad Groover, APP  
 OT Derek Beres, CIT  
 OG Aaron Ferguson, MAR  
 OG Shawn Clark, APP  
 C Scott Kadlub, APP  
 QB Eric Kresser, MAR  
 RB Thomas Haskins, VMI  
 RB Damon Scott, APP  
 PK Tim Openlander, MAR  
 KR Randy Moss, MAR

**Defense**

DL Billy Lyon, MAR  
 DL James Russell, ETSU  
 DL B.J. Cohen, MAR  
 DL Jackie Avery, APP  
 LB Dexter Coakley, APP  
 LB Larry McCloud, MAR  
 LB Jermaine Swafford, MAR  
 DB Melvin Cunningham, MAR  
 DB Ron Faugue, UTC  
 DB Gordon Fenderson, APP  
 DB Cornell Lewis, VMI  
 P Chris Hanson, MAR

**1997  
Coaches  
Offense**

TE Frank Leatherwood, APP  
 WR B.J. Adigun, ETSU  
 WR Stephon Hawkins, UTC  
 T Rich McGrath, GSU  
 T Sam Hynie, ETSU  
 G Mark Williams, GSU  
 G Alvin Brown, CIT  
 C Dan Williams, WOF  
 QB Bake Baker, APP  
 RB Roderick Russell, GSU  
 RB Chris Parker, MAR  
 RET Carlos Frank, CIT  
 PK Eric Meng, GSU

**Defense**

L Bryan Dailer, FUR  
 L Jackie Avery, APP  
 L Adrian Luster, CIT  
 L Voncellies Allen, GSU  
 LB Mario Hankerson, ETSU  
 LB D.T. Tanner, GSU  
 LB Orlando Ruff, FUR  
 DB Jeremy Osborne, FUR  
 DB Ron Faugue, UTC

DB Eric Johnson, WCU  
 DB Kevin Smith, CIT  
 P Ken Hinsley, WCU

**1997  
Media  
Offense**

TE Frank Leatherwood, APP  
 WR B.J. Adigun, ETSU  
 WR Stephon Hawkins, UTC  
 T Rich McGrath, GSU  
 T David Sutton, ETSU  
 G Mark Williams, GSU  
 G Tony Bequette, APP  
 C Dan Williams, WOF  
 QB Bake Baker, APP  
 RB Roderick Russell, GSU  
 RB Brandon Walker, ETSU  
 RET Anthony Stringfield, ETSU  
 PK Eric Meng, GSU

**Defense**

L Bryan Dailer, FUR  
 L Jackie Avery, APP  
 L Adrian Luster, CIT  
 L Kareem Robinson, UTC  
 LB Jay Thier, FUR  
 LB Mario Hankerson, ETSU  
 LB Chad Nighbert, GSU  
 DB Ken Byrd, APP  
 DB Ron Faugue, UTC  
 DB Jeremy Osborne, FUR  
 DB Eric Johnson, WCU  
 P Ken Hinsley, WCU

**1998  
Coaches  
Offense**

TE Frank Leatherwood, APP  
 WR Lamar Cooper, ETSU  
 WR Daryl Skinner, APP  
 T Shawn Clark, APP  
 T Dan Best, WCU  
 G Mark Williams, GSU  
 G Cedrone Hodges, APP  
 C Matt Winslette, GSU  
 QB Greg Hill, GSU  
 RB Adrian Peterson, GSU  
 RB Brad Hoover, WCU  
 RET Carlos Frank, CIT  
 PK Chris Chambers, GSU

**Defense**

L Voncellies Allen, GSU  
 L Kenny Sanders, UTC  
 L Rocky Hunt, APP  
 L Dary Myricks, CIT  
 LB Kevin Peterson, ETSU  
 LB Orlando Ruff, FUR  
 LB Eric Johnson, WCU  
 DB Daryl Morrell, GSU  
 DB Arkee Thompson, GSU  
 DB Chuch Payne, APP  
 DB Earthwind Moreland, GSU  
 P Ken Hinsley, WCU

**1998  
Media  
Offense**

TE Frank Leatherwood, APP  
 WR Lamar Cooper, ETSU  
 WR Mark Hill, UTC  
 T Dan Best, WCU  
 T Rich McGrath, GSU  
 G Mark Williams, GSU  
 G Boo Robinson, WCU  
 C Matt Winslette, GSU  
 QB Greg Hill, GSU  
 RB Adrian Peterson, GSU  
 RB Brad Hoover, WCU  
 RET Corey Joyner, GSU  
 PK Chris Chambers, GSU

**Defense**

L Voncellies Allen, GSU  
 L Eric Davis, GSU  
 L Rocky Hunt, APP  
 L Dary Myricks, CIT  
 LB Kevin Peterson, ETSU  
 LB Orlando Ruff, FUR  
 LB Brett Chappell, WCU  
 DB Eric Johnson, WCU  
 DB Arkee Thompson, GSU

DB Chuch Payne, APP  
 DB Tony Young, WOF  
 P Ken Hinsley, WCU

**1999  
Coaches  
Offense**

TE Trent Sansbury, FUR  
 WR Des Kitchings, FUR  
 WR Cos DeMatteo, UTC  
 G Mark Williams, GSU  
 G Ben Hall, FUR  
 T Rich McGrath, GSU  
 T Josh Moore, FUR  
 C Jim Beverly, ETSU  
 QB Greg Hill, GSU  
 RB Adrian Peterson, GSU  
 RB Louis Ivory, FUR  
 PK Josh Jones, WCU  
 KR Des Kitchings, FUR

**Defense**

L Rocky Hunt, APP  
 L Voncellies Allen, GSU  
 L Eugene Phillips, GSU  
 L Jamie Lovern, APP  
 LB Will Bouton, FUR  
 LB Kevin Peterson, ETSU  
 LB Derek Fudge, ETSU  
 DB John Keith, FUR  
 DB Corey Hall, APP  
 DB Earthwind Moreland, GSU  
 DB Kiwauke Thomas, GSU  
 P Brian Reilly, APP

**1999  
Media  
Offense**

TE Trent Sansbury, FUR  
 WR Des Kitchings, FUR  
 WR Cos DeMatteo, UTC  
 G Mark Williams, GSU  
 G Ben Hall, FUR  
 T Rich McGrath, GSU  
 T Josh Moore, FUR  
 C Chip Simmons, CIT  
 QB Greg Hill, GSU  
 RB Adrian Peterson, GSU  
 RB Louis Ivory, FUR  
 PK Josh Jones, WCU  
 KR Des Kitchings, FUR

**Defense**

L Rocky Hunt, APP  
 L Voncellies Allen, GSU  
 L Eugene Phillips, GSU  
 L Jamie Lovern, APP  
 LB Will Bouton, FUR  
 LB Kevin Peterson, ETSU  
 LB Derek Fudge, ETSU  
 DB John Keith, FUR  
 DB Corey Hall, APP  
 DB Earthwind Moreland, GSU  
 DB Arkee Thompson, GSU  
 P Brian Reilly, APP

**2000  
Coaches  
Offense**

TE Daniel Wilcox, APP  
 WR Troy Albea, APP  
 WR Richmond Flowers, UTC  
 T Josh Moore, FUR  
 T Billy Young, APP  
 G Marty Priore, FUR  
 G Eric Nash, WOF  
 C Chris Stewart, FUR  
 QB Chris Sanders, UTC  
 RB Louis Ivory, FUR  
 RB Adrian Peterson, GSU  
 RS Teray Frost, VMI  
 PK Matt Vick, UTC

**Defense**

DL Jimmy Freeman, APP  
 DL Nathan Fuqua, WOF  
 DL Andre Miller, WCU  
 DL Freddy Pesqueira, GSU  
 LB Will Bouton, FUR  
 LB Joe Best, APP  
 LB Rahim El Amin, ETSU  
 LB Denny Hayward, CIT  
 DB Denario Smalls, ETSU

# ALL-CONFERENCE TEAMS

DB Richard Holland, VMI  
DB Nate Gates, GSU  
DB Corey Hall, APP  
P Nathan McKinney, APP

## 2000

### Media

#### Offense

TE Daniel Wilcox, APP  
WR Cos DeMatteo, UTC  
WR Richmond Flowers, UTC  
OT Josh Moore, FUR  
OT Billy Young, APP  
G Eric Nash, WOF  
G Marty Priore, FUR  
C Tyler Elkins, APP  
QB Chris Sanders, UTC  
RB Louis Ivory, FUR  
RB Adrian Peterson, GSU  
RS Richard Holland, VMI  
PK Matt Vick, UTC

#### Defense

DT Brian Bodor, WOF  
DT Jimmy Freeman, APP  
DT Josh Jeffries, APP  
DT Freddy Pesqueira, GSU  
LB Joe Best, APP  
LB Will Bouton, FUR  
LB Denny Hayward, CIT  
DB Nate Gates, GSU  
DB Corey Hall, APP  
DB Richard Holland, VMI  
DB Lavar Rainey, GSU  
P Nathan McKinney, APP

## 2001

### Coaches

#### Offense

TE Trent Sansbury, FUR  
WR Cecil Moore, ETSU  
WR Michael Banks, WCU  
OT Wayne Smith, APP  
OT Donnie Littlejohn, FUR  
G Omar Nesbitt, CIT  
G Marty Priore, FUR  
C Chris Stewart, FUR  
QB J. R. Revere, GSU  
RB Louis Ivory, FUR  
RB Adrian Peterson, GSU  
RS Brian Bratton, FUR  
PK Darren Brown, WOF

#### Defense

DL Josh Jeffries, APP  
DL Ryan Watson, APP  
DL Freddy Pesqueira, GSU  
DL Nathan Fuqua, WOF  
LB Justin Seaverns, APP  
LB Travis Stephens, CIT  
LB Will Bouton, FUR  
DB Nygel Rogers, APP  
DB Kevin Howard, CIT  
DB David Young, GSU  
DB Justin Fryer, WCU  
P Jimmy Miner, WOF

## 2001

### Media

#### Offense

TE Trent Sansbury, FUR  
WR Cecil Moore, ETSU  
WR Michael Banks, WCU  
OT Wayne Smith, APP  
OT Donnie Littlejohn, FUR  
G Omar Nesbitt, CIT  
G Marty Priore, FUR  
C Chris Stewart, FUR  
QB J.R. Revere, GSU  
RB Louis Ivory, FUR  
RB Adrian Peterson, GSU  
RS Brian Bratton, FUR  
PK Danny Marshall, FUR

#### Defense

DL Josh Jeffries, APP  
DL Ryan Watson, APP  
DL Freddy Pesqueira, GSU  
DL Nathan Fuqua, WOF  
LB Justin Seaverns, APP  
LB Travis Stephens, CIT  
LB Will Bouton, FUR  
DB Kevin Howard, CIT

DB Shelvis Smith, FUR  
DB David Young, GSU  
DB Justin Fryer, WCU  
P Jimmy Miner, WOF

## 2002

### Coaches

#### Offense

TE Todd Bargella, WCU  
WR Alvin (Scooter) Johnson, CIT  
WR Michael Banks, WCU  
OT James Vasquez, APP  
OT Steven Cain, FUR  
G Joe Patrick, APP  
G Trevor Kruger, FUR  
C Charles Clarke, GSU  
QB Chaz Williams, GSU  
QB Joey Gibson, VMI  
RB Nehemiah Broughton, CIT  
RB Jesse McCoy, WOF  
RS DaVon Fowlkes, APP  
PK Mark Wright, APP

#### Defense

DL K.T. Stovall, APP  
DL Josh Jeffries, APP  
DL Freddy Pesqueira, GSU  
DL Michale Spicer, WCU  
DL Anthony Jones, WOF  
LB Sam Smalls, APP  
LB Josh Cain, UTC  
LB Joe Scott, GSU  
DB Derrick Black, APP  
DB Tony Tiller, ETSU  
DB Gerald Sensabaugh, ETSU  
DB David Young, GSU  
DB Ahmed Green, WCU  
P Brent Barth, VMI

## 2002

### Media

#### Offense

TE Willis Sudderth, FUR  
WR Alvin (Scooter) Johnson, CIT  
WR Bear Rinehart, FUR  
OT James McCoy, GSU  
OT Steven Cain, FUR  
G Joe Patrick, APP  
G Trevor Kruger, FUR  
C Charles Clarke, GSU  
QB Chaz Williams, GSU  
RB Jermaine Austin, GSU  
RB Jesse McCoy, WOF  
RS Ant Williams, GSU  
PK Travis Zobel, CIT

#### Defense

DL K.T. Stovall, APP  
DL Josh Jeffries, APP  
DL Freddy Pesqueira, GSU  
DL Anthony Jones, WOF  
LB Sam Smalls, APP  
LB Josh Cain, UTC  
LB Joe Scott, GSU  
DB David Young, GSU  
DB Rodney Johnson, FUR  
DB Scott Cornatzer, APP  
DB Matt Nelson, WOF  
P Brent Barth, VMI

## 2003

### Coaches

#### Offense

TE Ross Armstrong, CIT  
WR Alonzo Nix, UTC  
WR Lamont Seward, WCU  
OT Lew Dawson, CIT  
OT Jason Whaley, WCU  
G Bobby Gibbs, WOF  
G Eric Deutsch, WOF  
C Brandon Mason, ELON  
QB Willie Simmons, CIT  
RB Gaven Varner, ETSU  
RB Jermaine Austin, GSU  
RS DaVon Fowlkes, APP  
PK Danny Marshall, FUR

#### Defense

DL K.T. Stovall, APP  
DL Leon Moore, APP  
DL Nick McNeil, WCU  
DL Michale Spicer, WCU  
LB Sam Smalls, APP

LB Mike Killian, FUR  
LB Derrick Butler, GSU  
DB Derrick Black, APP  
DB Tony Tiller, ETSU  
DB Gerald Sensabaugh, ETSU  
DB Matt Nelson, WOF  
P Nate McKinney, APP

## 2003

### Media

#### Offense

TE Todd Bargella, WCU  
WR Alonzo Nix, UTC  
WR Lamont Seward, WCU  
OT Chad Bentley, WOF  
OT Jason Whaley, WCU  
G Bobby Gibbs, WOF  
G Eric Deutsch, WOF  
C Corey Stewart, FUR  
QB Willie Simmons, CIT  
RB Nehemiah Broughton, CIT  
RB Jermaine Austin, GSU  
RS Lewis Barr, GSU  
PK Danny Marshall, FUR

#### Defense

DL K.T. Stovall, APP  
DL Lee Basinger, WOF  
DL Michael Burant, FUR  
DL Michale Spicer, WCU  
LB Timmy Thrift, WOF  
LB Mike Killian, FUR  
LB Teddie Whitaker, WOF  
DB Cam Newton, FUR  
DB Tony Tiller, ETSU  
DB Gerald Sensabaugh, ETSU  
DB Matt Nelson, WOF  
P Jimmy Miner, WOF

## 2004

### Coaches

#### Offense

TE Willis Sudderth, FUR  
WR DaVon Fowlkes, APP  
WR Alonzo Nix, UTC  
OT Ben Bainbridge, FUR  
OT Albert Turner, GSU  
G Chad Motte, GSU  
G Eric Deutsch, WOF  
C Brandon Mason, ELON  
QB Richie Williams, APP  
RB Jermaine Austin, GSU  
RB John Taylor, ELON  
RS DaVon Fowlkes, APP  
PK Jonathan Dudley, GSU

#### Defense

DL Lee Basinger, WOF  
DL Roy Ravenell, FUR  
DL Eric Hadley, GSU  
DL Albert Reid, WCU  
LB William Freeman, FUR  
LB Calvin Sutton, ELON  
LB Derrick Butler, GSU  
DB James Young, GSU  
DB Shawn Grant, CIT  
DB Cam Newton, FUR  
DB Terence McBride, GSU  
P Dan Jordan, GSU

## 2004

### Media

#### Offense

TE Willis Sudderth, FUR  
WR DaVon Fowlkes, APP  
WR Isaac West, FUR  
OT Ben Bainbridge, FUR  
OT Albert Turner, GSU  
G Chad Motte, GSU  
G Eric Deutsch, WOF  
C Brandon Mason, ELON  
QB Richie Williams, APP  
RB Kevious Johnson, WOF  
RB John Taylor, ELON  
RS DaVon Fowlkes, APP  
PK Scott Beckler, FUR

#### Defense

DL Lee Basinger, WOF  
DL Roy Ravenell, FUR  
DL Eric Hadley, GSU  
DL Marquess Murrell, APP  
LB William Freeman, FUR  
LB Chad Nkang, ELON

LB Derrick Butler, GSU  
DB James Young, GSU  
DB Nygel Rogers, APP  
DB Cam Newton, FUR  
DB A.J. Bryant, GSU  
P Dan Jordan, GSU

## 2005

### Coaches

#### Offense

TE Daniel Bettis, APP  
WR Jermaine Little, APP  
WR Emanuel Hassell, UTC  
OT Grant Oliver, APP  
OT Matt Isenhour, APP  
G Chad Motte, GSU  
G Patrick Covington, FUR  
G Kerry Brown, APP  
C Corey Stewart, FUR  
QB Richie Williams, APP  
RB Jermaine Austin, GSU  
RB Kevin Richardson, APP  
RB Eldra Buckley, UTC  
RS Mike Malone, WCU  
PK Jonathan Dudley, GSU

#### Defense

DL Marques Murrell, APP  
DL Jason Hunter, APP  
DL Felipe Foster, WCU  
DL Katon Bethay, WOF  
LB Shawn Grant, CIT  
LB Chad Nkang, ELON  
LB John Mohring, GSU  
DB Corey Lynch, APP  
DB Terence McBride, GSU  
DB Primus Glover, WCU  
DB Francis Brown, WCU  
P Ingle Martin, FUR

## 2005

### Media

#### Offense

TE John Rust, FUR  
WR Justin Stepp, FUR  
WR Emanuel Hassell, UTC  
OT Grant Oliver, APP  
OT John Kivett, FUR  
G Chad Motte, GSU  
G Patrick Covington, FUR  
C Corey Stewart, FUR  
QB Richie Williams, APP  
RB Jermaine Austin, GSU  
RB Kevin Richardson, APP  
RS Mike Malone, WCU  
PK Scott Beckler, FUR

#### Defense

DL Marques Murrell, APP  
DL Jason Hunter, APP  
DL Rico Reese, WCU  
DL Katon Bethay, WOF  
LB William Freeman, FUR  
LB Chad Nkang, ELON  
LB John Mohring, GSU  
DB Jeremy Wiggins, APP  
DB Corey Lynch, APP  
DB Terence McBride, GSU  
DB Primus Glover, WCU  
P Ingle Martin, FUR

## 2006

### Coaches

#### Offense

TE Daniel Bettis, APP  
WR William Mayfield, APP  
WR Jayson Foster, GSU  
C Scott Suttle, APP  
G Jeremy Robertson, APP  
G Kerry Brown, APP  
T Matt Isenhour, APP  
T John Kivett, FUR  
QB Armanti Edwards, APP  
RB Kevin Richardson, APP  
RB Eldra Buckley, UTC  
RS Dexter Jackson, APP  
PK Julian Rauch, APP

#### Defense

DL Marques Murrell, APP  
DL Roy Ravenell, FUR  
DL Charrod Taylor, GSU  
DL James Wilson, CIT

LB Chad Nkang, ELON  
LB Andrew Jones, FUR  
LB John Mohring, GSU  
DB Corey Lynch, APP  
DB Jeremy Wiggins, APP  
DB Quintez Smith, UTC  
DB Jeremy Blocker, FUR  
P Tim Mayse, WCU

## 2006

### Media

#### Offense

TE Daniel Bettis, APP  
WR Terrell Hudgins, ELON  
WR William Mayfield, APP  
T John Kivett, FUR  
T Will Rutherford, WOF  
G Andrew Thornburg, FUR  
G Kerry Brown, APP  
C Scott Suttle, APP  
QB Armanti Edwards, APP  
RB Kevin Richardson, APP  
RB Jermaine Austin, FUR  
RS Jayson Foster, GSU  
PK Andrew Wilcox, ELON

#### Defense

DL Marques Murrell, APP  
DL Charrod Taylor, GSU  
DL Justin Brown, FUR  
DL Roy Ravenell, FUR  
LB Chad Nkang, ELON  
LB Andrew Jones, FUR  
LB John Mohring, GSU  
DB Jeremy Blocker, FUR  
DB Jeremy Wiggins, APP  
DB Corey Lynch, APP  
DB Josh Lawson, CIT  
P Brandon Lane, ELON

## 2007

### Coaches

#### Offense

QB Jayson Foster, GSU  
RB Kevin Richardson, APP  
RB Kevious Johnson, WOF  
OL Kerry Brown, APP  
OL Joel Bell, FUR  
OL Scott Suttle, APP  
OL Chris McDowell, CIT  
OL Russell Orr, GSU  
TE Larry Hedden, FUR  
WR Terrell Hudgins, ELON  
WR Eddie Cohen, WCU  
PK Julian Rauch, APP  
RS Michael Mayers, ELON

#### Defense

DL Wallace Artis, FUR  
DL Larry Beard, GSU  
DL Gary Tharrington, APP  
DL Trevar Broughton, CIT  
DL Seth Goldwire, WOF  
LB Andrew Rowell, CIT  
LB Corey Weaver, ELON  
DB Corey Lynch, APP  
DB Chris Camacho, UTC  
DB Josh Lawson, CIT  
DB Jerome Touchstone, APP  
P Brandon Lane, ELON

## 2007

### Media

#### Offense

QB Jayson Foster, GSU  
RB Kevin Richardson, APP  
RB Kevious Johnson, WOF  
OL Scott Suttle, APP  
OL Kerry Brown, APP  
OL Russell Orr, GSU  
OL Joel Bell, FUR  
OL Chris McDowell, CIT  
TE Larry Hedden, FUR  
WR Terrell Hudgins, ELON  
WR Eddie Cohen, WCU  
PK Julian Rauch, APP  
RS Michael Mayers, ELON

#### Defense

DL Wallace Artis, FUR  
DL Gary Tharrington, APP  
DL Trevar Broughton, CIT  
DL Larry Beard, GSU



- LB Pierre Banks, APP
- LB Seth Goldwire, WOF
- LB Quinton Phillips, WCU
- DB Corey Lynch, APP
- DB Chris Camacho, UTC
- DB Chris Covington, GSU
- DB Josh Lawson, CIT
- P Brandon Lane, Elon

**2008**

**Coaches**

**Offense**

- QB Armanti Edwards, APP
- RB Chris Evans, SAM
- RB Dane Romero, WOF
- OL Jon Bieschke, APP
- OL Brad Coley, APP
- OL David Harrison, Elon
- OL Joel Bell, FUR
- OL Derek Wooten, WOF
- OL Dan DeHaven, CIT
- TE Ben Jordan, APP
- WR Andre Roberts, CIT
- WR Terrell Hudgins, Elon

**Defense**

- DL Dakota Walker, GSU
- DL Mitch Clark, WOF
- DL Jabari Fletcher, APP
- DL Terrence Reese, CIT
- LB Jacque Roman, APP
- LB Chris Covington, GSU
- LB Pierre Banks, APP
- DB Cortez Gilbert, APP
- DB Mark LeGree, APP
- DB William Middleton, FUR
- DB Thomas Twitty, FUR
- DB Max Lerner, FUR

**Specialists**

- PK Andrew Wilcox, Elon
- P Neil Young, APP
- RS Andre Roberts, CIT

**2008**

**Media**

**Offense**

- QB Armanti Edwards, APP
- RB Chris Evans, SAM
- RB Dane Romero, WOF
- OL Ben Quick, WOF
- OL Joel Bell, FUR
- OL Derek Wooten, WOF
- OL Jon Bieschke, APP
- OL Mario Acitelli, APP
- TE Ben Jordan, APP
- WR Andre Roberts, CIT
- WR Terrell Hudgins, Elon

**Defense**

- DL Dakota Walker, GSU
- DL Jabari Fletcher, APP
- DL Mitch Clark, WOF
- DL Patrick Hatcher, SAM
- LB Jacque Roman, APP
- LB Chris Covington, GSU
- LB Brandon Williams, FUR
- DB Mark LeGree, APP
- DB William Middleton, FUR
- DB Cortez Gilbert, APP
- DB Max Lerner, FUR

**Specialists**

- PK Andrew Wilcox, Elon
- P Neil Young, APP
- RS Andre Roberts, CIT

**2009**

**Coaches**

**Offense**

- QB Armanti Edwards, APP
- RB Chris Evans, SAM
- RB Devon Moore, APP
- OL Mario Acitelli, APP
- OL David Harrison, Elon
- OL Pat Illig, WOF
- OL Jon Weber, SAM
- OL Chris Werden, Elon
- TE Ben Jordan, APP
- WR Terrell Hudgins, Elon
- WR Andre Roberts, CIT

**Defense**

- DL Josh Beard, UTC
- DL Jabari Fletcher, APP

- DL Andre Campbell, Elon
- DL Eric Ludwig, Elon
- LB Jacque Roman, APP
- LB D.J. Smith, APP
- LB Joshua Jones, Elon
- LB Bryce Smith, SAM
- DB Mark LeGree, APP
- DB Karlos Sullivan, Elon
- DB Buster Skrine, UTC
- DB Cortez Gilbert, APP

**Specialists**

- PK Craig Camay, UTC
- P Chris Tommie, WOF
- RS Andre Roberts, CIT

**2009**

**Media**

**Offense**

- QB Armanti Edwards, APP
- RB Chris Evans, SAM
- RB Devon Moore, APP
- OL Mario Acitelli, APP
- OL David Harrison, Elon
- OL Jon Weber, SAM
- OL Pat Illig, WOF
- OL Brett Irvin, APP
- TE Alex Sellars, CIT
- WR Terrell Hudgins, Elon
- WR Andre Roberts, CIT

**Defense**

- DL Josh Beard, UTC
- DL Andre Campbell, Elon
- DL Jabari Fletcher, APP
- DL Brent Russell, GSU
- LB D.J. Smith, APP
- LB Kadarron Anderson, FUR
- LB Bryce Smith, SAM
- DB Mark LeGree, APP
- DB Jordan Tippit, UTC
- DB Ryan Steed, FUR
- DB Cortez Gilbert, APP

**Specialists**

- PK Craig Camay, UTC
- P Bob Hooper, SAM
- RS CoCo Hillary, APP

**2010**

**Coaches**

**Offense**

- QB DeAndre Presley, APP
- QB Scott Riddle, Elon
- RB Chris Evans, SAM
- RB Eric Breitenstein, WOF
- OL Daniel Kilgore, APP
- OL Rodney Austin, Elon
- OL Brett Moore, GSU
- OL Chris Harr, UTC
- OL Pat Illig, WOF
- TE Garrett Hughes, UTC
- WR Aaron Mellette, Elon
- WR Adam Mims, FUR

**Defense**

- DL Jabari Fletcher, APP
- DL Ameet Pall, WOF
- DL Erik Clanton, CIT
- DL Brent Russell, GSU
- LB D.J. Smith, APP
- LB Kadarron Anderson, FUR
- LB Bryce Smith, SAM
- DB Mark LeGree, APP
- DB Ryan Steed, FUR
- DB Laron Scott, GSU
- DB Buster Skrine, UTC

**Specialists**

- PK Jason Vitaris, APP
- P Charlie Edwards, GSU
- RS Laron Scott, GSU

**2010**

**Media**

**Offense**

- QB DeAndre Presley, APP
- RB Chris Evans, SAM
- RB Eric Breitenstein, WOF
- OL Daniel Kilgore, APP
- OL Brett Irvin, APP
- OL Pat Mills, APP
- OL Pat Illig, WOF
- OL Clark Bishop, WOF
- TE Ben Jordan, APP



*Furman defensive lineman Gary Wilkins earned first-team All-SoCon honors in 2013 and 2014.*

- WR Aaron Mellette, Elon
- WR Joel Bradford, UTC

**Defense**

- DL Jabari Fletcher, APP
- DL Erik Clanton, CIT
- DL Brent Russell, GSU
- DL Ameet Pall, GSU
- LB D.J. Smith, APP
- LB Kadarron Anderson, FUR
- LB Bryce Smith, FUR
- DB Mark LeGree, APP
- DB Laron Scott, GSU
- DB Thomas Broussard, SAM
- DB Torez Jones, WCU

**Specialists**

- PK Jason Vitaris, APP
- P Charlie Edwards, GSU
- RS Laron Scott, GSU

**2011**

**Coaches**

**Offense**

- QB Chris Forcier, FUR
- RB Fabian Truss, SAM
- RB Eric Breitenstein, WOF
- OL Orry Frye, APP
- OL Mike Sellers, CIT
- OL Ned Cuthbertson, Elon
- OL Brett Moore, GSU
- OL Nate Page, WOF
- TE Colin Anderson, FUR
- WR Brian Quick, APP
- WR Aaron Mellette, Elon

**Defense**

- DL Derek Douglas, CIT
- DL Brent Russell, GSU
- DL Josh Williams, UTC
- DL Eric Eberhardt, WOF
- LB Jeremy Kimbrough, APP
- LB Ryan Consiglio, UTC
- LB Wes Dothard, UTC
- DB Demetrius McCray, APP
- DB Ryan Steed, FUR
- DB Laron Scott, GSU
- DB Corey White, SAM

**Specialists**

- PK Adrian Mora, GSU
- P Cass Couey, CIT
- RS Laron Scott, GSU

**2011**

**Media**

**Offense**

- QB Chris Forcier, FUR
- RB Jerodis Williams, FUR
- RB Eric Breitenstein, WOF
- OL Orry Frye, APP

- OL Ryan Lee, FUR
- OL Brett Moore, GSU
- OL William Maxwell, GSU
- OL Nate Page, WOF
- TE Colin Anderson, FUR
- WR Brian Quick, APP
- WR Aaron Mellette, Elon

**Defense**

- DL Derek Douglas, CIT
- DL Brent Russell, GSU
- DL Josh Williams, UTC
- DL Alex Goltry, WOF
- LB Joshua Jones, Elon
- LB Kadarron Anderson, FUR
- LB Alvin Scioneaux, WOF
- DB Demetrius McCray, APP
- DB Ryan Steed, FUR
- DB Laron Scott, GSU
- DB Corey White, SAM

**Specialists**

- PK Adrian Mora, GSU
- P Cass Couey, CIT
- RS Laron Scott, GSU

**2012**

**Coaches**

**Offense**

- QB Jamal Jackson, APP
- RB Jerodis Williams, FUR
- RB Eric Breitenstein, WOF
- OL Mike Sellers, CIT
- OL Dakota Dozier, FUR
- OL Dorian Byrd, GSU
- OL Ryan Dudchock, SAM
- OL Jared Singleton, WOF
- TE Colin Anderson, FUR
- WR Sean Price, APP
- WR Aaron Mellette, Elon

**Defense**

- DL Josh Lynn, FUR
- DL Dion Dubose, GSU
- DL Brent Russell, GSU
- DL Davis Tull, UTC
- DL Nicholas Williams, SAM
- LB Jeremy Kimbrough, APP
- LB Wes Dothard, UTC
- LB Alvin Scioneaux, WOF
- DB Demetrius McCray, APP
- DB Darius Eubanks, GSU
- DB J.J. Wilcox, GSU
- DB Jaquiski Tartt, SAM

**Specialists**

- PK Cameron Yaw, SAM
- P Sam Martin, APP
- RS Jerodis Williams, FUR

**2012**

**Media**

**Offense**

- QB Jamal Jackson, APP
- RB Steven Miller, APP
- RB Eric Breitenstein, WOF
- OL Mike Sellers, CIT
- OL Dakota Dozier, FUR
- OL Dorian Byrd, GSU
- OL Ryan Dudchock, SAM
- OL Jake Miles, WOF
- TE Colin Anderson, FUR
- WR Sean Price, APP
- WR Aaron Mellette, Elon

**Defense**

- DL Ronald Blair, APP
- DL Brent Russell, GSU
- DL Nicholas Williams, SAM
- DL Davis Tull, UTC
- LB Jeremy Kimbrough, APP
- LB Wes Dothard, UTC
- LB Rock Williams, WCU
- DB Demetrius McCray, APP
- DB Troy Sanders, APP
- DB Jaquiski Tartt, SAM
- DB D.J. Key, UTC

**Specialists**

- PK Cameron Yaw, SAM
- P Sam Martin, APP
- RS Jerodis Williams, FUR

**2013**

**Coaches**

**Offense**

- QB Jacob Huesman, UTC
- RB Jerick McKinnon, GSU
- RB Fabian Truss, SAM
- OL Kendall Lamm, APP
- OL Dakota Dozier, FUR
- OL Dorian Byrd, GSU
- OL Kevin Revis, UTC
- OL Jared Singleton, WOF
- TE Faysal Shafaat, UTC
- WR Tony Washington, APP
- WR Kelsey Pope, SAM

**Defense**

- DL Derek Douglas, CIT
- DL Gary Wilkins, FUR
- DL Davis Tull, UTC
- DL Tarek Odom, UTC
- LB Justin Shade, SAM
- LB Wes Dothard, UTC
- LB Alvin Scioneaux, WOF
- DB Brandon McCladdie, CIT
- DB D.J. Key, UTC
- DB Jaquiski Tartt, SAM
- DB Kadeem Wise, UTC

**Specialists**

- PK Ray Early, FUR
- P Bentlee Critcher, APP
- RS Fabian Truss, SAM

**2013**

**Media**

**Offense**

- QB Andy Summerlin, SAM
- RB Marcus Cox, APP
- RB Jerick McKinnon, GSU
- OL Dakota Dozier, FUR
- OL Dorian Byrd, GSU
- OL Kasey Morrison, SAM
- OL Kevin Revis, UTC
- OL Ty Gregory, WOF
- TE Colin Anderson, FUR
- WR Tony Washington, APP
- WR Kelsey Pope, SAM

**Defense**

- DL Justin Oxendine, CIT
- DL Gary Wilkins, FUR
- DL Davis Tull, UTC
- DL Tarek Odom, WOF
- LB Carl Rider, FUR
- LB Justin Shade, SAM
- LB Alvin Scioneaux, WOF
- DB Greg Worthy, FUR
- DB D.J. Key, UTC
- DB Kadeem Wise, UTC
- DB Jaquiski Tartt, SAM

**Specialists**

- PK Ray Early, FUR
- P Bentlee Critcher, APP
- RS Fabian Truss, SAM



# ALL-CONFERENCE TEAMS

## 2014

### Coaches

#### Offense

- QB Jacob Huesman, UTC
- RB Denzel Williams, SAM
- RB Keon Williams, UTC
- OL Sam Frye, CIT
- OL Joe Turner, FUR
- OL Gunnar Bromelow, SAM
- OL Corey Levin, UTC
- OL Anton Wahrby, WOF
- TE Faysal Shafaat, UTC
- WR Karel Hamilton, SAM
- WR Spearman Robinson, WCU

#### Defense

- DL Gary Wilkins, FUR
- DL Derrick Lott, UTC
- DL Davis Tull, UTC
- DL Tarek Odom, WOF
- LB Cory Magwood, FUR
- LB Justin Cooper, SAM
- LB Christon Gill, WCU
- DB Jaquiski Tartt, SAM
- DB Cedric Nettles, UTC
- DB Dee Virgin, UTC
- DB Ace Clark, WCU

#### Specialists

- PK Henrique Ribeiro, UTC
- P Greg Peranich, SAM
- RS Chandler Curtis, MER

## 2014

### Media

#### Offense

- QB Jacob Huesman, UTC
- RB Alex Lakes, MER
- RB Keon Williams, UTC
- OL Sam Frye, CIT
- OL Jordan Boatright, SAM
- OL Corey Levin, UTC
- OL Jake Thornton, WCU
- OL T.J. Chamberlain, WOF
- TE Faysal Shafaat, UTC
- WR Karel Hamilton, SAM
- WR Spearman Robinson, WCU

#### Defense

- DL Davis Tull, UTC
- DL Gary Wilkins, FUR
- DL Derrick Lott, UTC
- DL Tarek Odom, WOF
- LB Cory Magwood, FUR
- LB Muhasibi Wakeel, UTC
- LB Christon Gill, WCU
- DB Jaquiski Tartt, SAM
- DB Lucas Webb, UTC
- DB Ace Clark, WCU
- DB Trey Morgan, WCU

#### Specialists

- PK Henrique Ribeiro, UTC
- P Nick Pollard, UTC
- RS Chandler Curtis, MER

## 2015

### Coaches

#### Offense

- QB Jacob Huesman, UTC
- RB Derrick Craine, UTC
- RB Detrez Newsome, WCU
- OL Sam Frye, CIT
- OL Joe Turner, FUR
- OL Armando Bonheur, SAM
- OL Corey Levin, UTC
- OL Anton Wahrby, WOF
- TE Tyler Sexton, WCU
- WR Karel Hamilton, SAM
- WR Aaron Sanders, VMI

#### Defense

- DL Mitchell Jeter, CIT
- DL Michael Pierce, SAM
- DL Keionta Davis, UTC
- DL Caleb Hawkins, WCU
- LB Cory Magwood, FUR
- LB Justin Cooper, SAM
- LB Nakevion Leslie, UTC
- DB Dee Delaney, CIT
- DB Jamerson Blount, SAM
- DB James Bradberry, SAM
- DB Cedric Nettles, UTC

#### Specialists

- PK Henrique Ribeiro, UTC
- P Ian Berryman, WCU
- RS Quinlan Washington, CIT
- RS Dan Forlines, VMI

## 2015

### Media

#### Offense

- QB Jacob Huesman, UTC
- RB Derrick Craine, UTC
- RB Detrez Newsome, WCU
- OL Sam Frye, CIT
- OL Gunnar Bromelow, SAM
- OL Synjen Herren, UTC
- OL Corey Levin, UTC
- OL Anton Wahrby, WOF
- TE Tyler Sexton, WCU
- WR Karel Hamilton, SAM
- WR Aaron Sanders, VMI

#### Defense

- DL Mitchell Jeter, CIT
- DL Michael Pierce, SAM
- DL Keionta Davis, UTC
- DL Caleb Hawkins, WCU
- LB Cory Magwood, FUR
- LB Nakevion Leslie, UTC
- LB Daniel Riddle, WCU
- DB Dee Delaney, CIT
- DB Trey Robinson, FUR
- DB Jamerson Blount, SAM
- DB Lucas Webb, UTC

#### Specialists

- PK Anthony Pistelli, SAM
- P Matt Shiel, MER
- RS Dane Forlines, VMI

## 2016

### Coaches

#### Offense

- QB Devlin Hodges, SAM
- RB Derrick Craine, UTC
- RB Lorenzo Long, WOF
- OL Nick Jeffreys, CIT
- OL Isaiah Pinson, CIT
- OL Corey Levin, UTC
- OL Jacob Revis, UTC
- OL Anton Wahrby, WOF
- TE Ryan Swingle, VMI
- WR Karel Hamilton, SAM
- WR Andrej Suttles, FUR

#### Defense

- DL Joe Crochet, CIT
- DL Keionta Davis, UTC
- DL Miles Brown, WOF
- DL Tyler Vaughn, WOF
- LB Shaheed Salmon, SAM
- LB Dale Warren, UTC
- LB Nakevion Leslie, UTC
- DB Dee Delaney, CIT
- DB Kailik Williams, CIT
- DB Omari Williams, SAM
- DB Lucas Webb, UTC

#### Specialists

- PK David Marvin, WOF
- P Ian Berryman, WCU
- RS DeAndre Schoultz, CIT

## 2016

### Media

#### Offense

- QB Devlin Hodges, SAM
- RB Lorenzo Long, WOF
- RB Tyler Renew, CIT
- OL Nick Jeffreys, CIT
- OL Isaiah Pinson, CIT
- OL Bret Niederreither, MER
- OL Corey Levin, UTC
- OL Anton Wahrby, WOF
- TE Ryan Swingle, VMI
- WR Karel Hamilton, SAM
- WR Terryon Robinson, WCU

#### Defense

- DL Joe Crochet, CIT
- DL Ahmad Gooden, SAM
- DL Keionta Davis, UTC
- DL Vantrel McMillan, UTC
- DL Tyler Vaughn, WOF
- DL Ryan Francis, VMI
- LB Allan Cratsenberg, VMI
- LB Nakevion Leslie, UTC



Defensive back Dee Delaney of The Citadel earned first-team all-conference honors from the coaches and media in 2015 and 2016.

- LB Tevin Floyd, CIT
- DB Dee Delaney, CIT
- DB Kailik Williams, CIT
- DB Omari Williams, SAM
- DB Jaleel Green, WOF

#### Specialists

- PK David Marvin, WOF
- P David Marvin, WOF
- RS DeAndre Schoultz, CIT

## 2017

### Coaches

#### Offense

- QB Devlin Hodges, SAM
- RB Antonio Wilcox, FUR
- RB Detrez Newsome, WCU
- OL Tyler Davis, CIT
- OL Terrell Bush, FUR
- OL Matthew Schmidt, FUR
- OL Zach Weeks, WCU
- OL Ross Demmel, WOF
- TE Andy Schumpert, FUR
- WR Kelvin McKnight, SAM
- WR Terryon Robinson, WCU

#### Defense

- DL Isaiah Buehler, MER
- DL Ahmad Gooden, SAM
- DL Miles Brown, WOF
- DL Tyler Vaughn, WOF
- LB Lee Bennett, MER
- LB Shaheed Salmon, SAM
- LB Tahjai Watt, WCU
- DB Kailik Williams, CIT
- DB Omari Williams, SAM
- DB Lucas Webb, UTC
- DB Marvin Tillman, WCU
- DB Devin Watson, WOF

#### Specialists

- PK Luke Carter, WOF
- P Ian Berryman, WCU
- RS Chandler Curtis, MER

## 2017

### Media

#### Offense

- QB Devlin Hodges, SAM
- RB Detrez Newsome, WCU
- RB Andre Stoddard, WOF
- OL Tyler Davis, CIT
- OL Terrell Bush, FUR
- OL Matthew Schmidt, FUR
- OL Roo Daniels, WOF
- OL Ross Demmel, WOF
- TE Andy Schumpert, FUR
- WR Kelvin McKnight, SAM
- WR Terryon Robinson, WCU

#### Defense

- DL Nasir Player, ETSU
- DL Isaiah Buehler, MER
- DL Ahmad Gooden, SAM
- DL Miles Brown, WOF
- LB Lee Bennett, MER
- LB Shaheed Salmon, SAM
- LB Allan Cratsenberg, VMI
- DB Aron Spann III, CIT
- DB Omari Williams, SAM
- DB Marvin Tillman, WCU
- DB Devin Watson, WOF

#### Specialists

- PK Luke Carter, WOF
- P Ian Berryman, WCU
- RS Chandler Curtis, MER

## 2018

### Coaches

#### Offense

- QB Devlin Hodges, SAM
- RB Quay Holmes, ETSU
- RB Andre Stoddard, WOF
- OL Tyler Davis, CIT
- OL Matt Pyke, ETSU
- OL Bo Layton, FUR
- OL Zach Weeks, WCU
- OL Justus Basinger, WOF
- TE Owen Cosenke, WCU
- WR Kelvin McKnight, SAM
- WR Bryce Nunnally, UTC

#### Defense

- DL Nasir Player, ETSU
- DL Ahmad Gooden, SAM
- DL Isaiah Mack, UTC
- DL Miles Brown, WOF
- LB Noah Dawkins, CIT
- LB Jared Folks, ETSU
- LB Dylan Weigel, ETSU
- DB Aron Spann III, CIT
- DB Tyree Robinson, ETSU
- DB Brandon Dowdell, UTC
- DB Kareem Orr, UTC

#### Specialists

- PK Grayson Atkins, FUR
- P Matthew Campbell, CIT
- RS DeJuan Bell, FUR

## 2018

### Media

#### Offense

- QB Devlin Hodges, SAM
- RB Quay Holmes, ETSU
- RB Andre Stoddard, WOF
- OL Tyler Davis, CIT
- OL Matt Pyke, ETSU

- OL Austin Sanders, MER
- OL Zach Weeks, WCU
- OL Michael Ralph, WOF
- OL Justus Basinger, WOF
- TE Owen Cosenke, WCU
- WR Kelvin McKnight, SAM
- WR Bryce Nunnally, UTC

#### Defense

- DL Joseph Randolph II, CIT
- DL Nasir Player, ETSU
- DL Ahmad Gooden, SAM
- DL Isaiah Mack, UTC
- DL Miles Brown, WOF
- LB Dylan Weigel, ETSU
- LB Adrian Hope, FUR
- LB Mitchell Chancey, WCU
- DB Jeremy Lewis, ETSU
- DB Tyree Robinson, ETSU
- DB Kareem Orr, UTC
- DB Marvin Tillman, WCU
- DB George Gbese, WOF

#### Specialists

- PK Grayson Atkins, FUR
- P Matthew Campbell, CIT
- RS DeJuan Bell, FUR

## 2019

### Coaches

#### Offense

- QB Joe Newman, WOF
- RB Ailym Ford, UTC
- RB Alex Ramsey, VMI
- OL Ben Blackston, ETSU
- OL Bo Layton, FUR
- OL Nick Nixon, SAM
- OL Justus Basinger, WOF
- OL Blake Jeresaty, WOF
- TE Nate Adkins, ETSU
- WR Raleigh Webb, CIT
- WR Bryce Nunnally, UTC
- WR Jakob Herres, VMI

#### Defense

- DL Joseph Randolph II, CIT
- DL Nasir Player, ETSU
- DL Adrian Hope, FUR
- DL Devonsha Maxwell, UTC
- LB Willie Eubanks III, CIT
- LB John Staton, SAM
- LB Jireh Wilson, WOF
- DB Artervius Smith, ETSU
- DB Bryan Okeh, FUR
- DB Brandon Dowdell, UTC
- DB A.J. Smith, VMI

#### Specialists

- PK Grayson Atkins, FUR
- P Matt Campbell, CIT



RS David Durden, MER

**2019**

**Media**

**Offense**

QB Joe Newman, WOF  
 RB Devin Wynn, FUR  
 RB Alex Ramsey, VMI  
 OL Drew McEntyre, CIT  
 OL Bo Layton, FUR  
 OL Nick Nixon, SAM  
 OL Justus Basinger, WOF  
 OL Michael Ralph, WOF  
 TE Chris James, UTC  
 WR Bryce Nunnally, UTC  
 WR Jakob Herres, VMI

**Defense**

DL Joseph Randolph II, CIT  
 DL Nasir Player, ETSU  
 DL Devonsha Maxwell, UTC  
 DL Micheal Mason, WOF  
 LB Willie Eubanks III, CIT  
 LB John Staton, SAM  
 LB Marshall Cooper, UTC  
 LB Jireh Wilson, WOF  
 DB Artevius Smith, ETSU  
 DB Eric Jackson, MER  
 DB Brandon Dowdell, UTC  
 DB A.J. Smith, VMI  
 DB JerMichael White, WCU

**Specialists**

PK Grayson Atkins, FUR  
 P Matt Campbell, CIT  
 RS David Durden, MER

**2020-21**

**Coaches**

**Offense**

QB Liam Welch, SAM  
 RB Quay Holmes, ETSU  
 RB Donnavan Spencer, WCU  
 OL Tre'mond Shorts, ETSU  
 OL Anderson Tomlin, FUR  
 OL McClendon Curtis, UTC  
 OL Marshall Gill, VMI

OL Isaiah Helms, WCU  
 TE Nate Adkins, ETSU  
 WR Ty King, SAM  
 WR Jakob Herres, VMI

**Defense**

DL Armond Lloyd, SAM  
 DL Devonsha Maxwell, UTC  
 DL Jordan Ward, VMI  
 DL Micheal Mason, WOF  
 LB Jared Folks, ETSU  
 LB Willie Eubanks III, CIT  
 LB Donovan Manuel, ETSU  
 DB Tyree Robinson, ETSU  
 DB Lance Wise, MER  
 DB Chris Edmonds, SAM  
 DB AJ Smith, VMI

**Special teams**

PK Mitchell Fineran, SAM  
 P Matt Campbell, CIT  
 RS Montrell Washington, SAM

**2020-21**

**Media**

**Offense**

QB Liam Welch, SAM  
 RB Quay Holmes, ETSU  
 RB Donnavan Spencer, WCU  
 OL Haden Haas, CIT  
 OL Tre'mond Shorts, ETSU  
 OL Mike Williams, SAM  
 OL Marshall Gill, VMI  
 OL Nick Hartnett, VMI  
 TE Ryan Miller, FUR  
 WR Ty King, SAM  
 WR Jakob Herres, VMI

**Defense**

DL Dalton Owens, CIT  
 DL Solomon Zubairu, MER  
 DL Devonsha Maxwell, UTC  
 DL Micheal Mason, WOF  
 LB Anthony Britton Jr., CIT  
 LB Isaac Dowling, MER  
 LB Stone Snyder, VMI  
 DB Tyree Robinson, ETSU  
 DB Darius Kearse, FUR

DB Lance Wise, MER  
 DB Chris Edmonds, SAM

**Special teams**

PK Mitchell Fineran, SAM  
 P Matt Campbell, CIT  
 RS Montrell Washington, SAM

**2021**

**Coaches**

**Offense**

QB Liam Welch, SAM  
 RB Quay Holmes, ETSU  
 RB Ailym Ford, UTC  
 OL Tre'mond Shorts, ETSU  
 OL Anderson Tomlin, FUR  
 OL Jason Poe, MER  
 OL McClendon Curtis, UTC  
 OL Cole Strange, UTC  
 TE Ryan Miller, FUR  
 WR Montrell Washington, SAM  
 WR Raphael Williams, WCU

**Defense**

DL Solomon Zubairu, MER  
 DL Ben Brewton, UTC  
 DL Devonsha Maxwell, UTC  
 DL Warren Dabney, VMI  
 LB Jared Folks, ETSU  
 LB Donovan Manuel, ETSU  
 LB Stone Snyder, VMI  
 DB Tyree Robinson, ETSU  
 DB Lance Wise, MER  
 DB Brandon Dowdell, UTC  
 DB Jerrell Lawson, UTC

**Specialists**

PK Jerry Rice, VMI  
 P Matt Campbell, CIT  
 LS Robert Soderholm, VMI  
 RS Montrell Washington, SAM

**2021**

**Media**

**Offense**

QB Liam Welch, SAM  
 RB Quay Holmes, ETSU  
 RB Jacob Saylor, ETSU

RB Ailym Ford, UTC  
 OL Tre'mond Shorts, ETSU  
 OL Jason Poe, MER  
 OL McClendon Curtis, UTC  
 OL Cole Strange, UTC  
 OL Nick Hartnett, VMI  
 TE Ryan Miller, FUR  
 WR Montrell Washington, SAM  
 WR Raphael Williams, WCU

**Defense**

DL Adrian Hope, FUR  
 DL Solomon Zubairu, MER  
 DL Devonsha Maxwell, UTC  
 DL Warren Dabney, VMI  
 LB Donovan Manuel, ETSU  
 LB Ty Boeck, UTC  
 LB Stone Snyder, VMI  
 DB Tyree Robinson, ETSU  
 DB Lance Wise, MER  
 DB Brandon Dowdell, UTC  
 DB Jerrell Lawson, UTC

**Specialists**

PK Tyler Keltner, ETSU  
 P Jack Culbreath, VMI  
 LS Chandler Mullins, ETSU  
 RS Montrell Washington, SAM

**2022**

**Coaches**

**Offense**

QB Michael Hiers, SAM  
 RB Jacob Saylor, ETSU  
 RB Ailym Ford, UTC  
 OL Joe Schreiber, ETSU  
 OL Jacob Johanning, FUR  
 OL Anderson Tomlin, FUR  
 OL Pearson Toomey, FUR  
 OL McClendon Curtis, UTC  
 TE Ryan Miller, FUR  
 WR Devron Harper, MER  
 WR Ty James, MER

**Defense**

DL Cameron Coleman, FUR  
 DL Devonsha Maxwell, UTC  
 DL Jay Person, UTC  
 DL Micheal Mason, WOF  
 LB Chandler Martin, ETSU  
 LB Ty Boeck, UTC  
 LB Stone Snyder, VMI  
 DB Alijah Huzzie, ETSU  
 DB Hugh Ryan, FUR  
 DB Kameron Brown, UTC  
 DB Alex Oliver, Jr., VMI

**Specialists**

PK Tyler Keltner, ETSU  
 P Jack Culbreath, VMI  
 LS Robert Soderholm, VMI  
 RS Devron Harper, MER

**2022**

**Media**

**Offense**

QB Michael Hiers, SAM  
 RB Jacob Saylor, ETSU  
 RB Ailym Ford, UTC  
 OL Jacob Johanning, FUR  
 OL Anderson Tomlin, FUR  
 OL John Thomas, MER  
 OL Gavin Orr, SAM  
 OL McClendon Curtis, UTC  
 TE Ryan Miller, FUR  
 WR Devron Harper, MER  
 WR Chandler Smith, SAM

**Defense**

DL Devonsha Maxwell, UTC  
 DL Jay Person, UTC  
 DL KJ Milner, WCU  
 DL Micheal Mason, WOF  
 LB Chandler Martin, ETSU  
 LB Isaac Dowling, MER  
 LB Ty Boeck, UTC  
 DB Alijah Huzzie, ETSU  
 DB Hugh Ryan, FUR  
 DB Kameron Brown, UTC  
 DB Alex Oliver, VMI

**Specialists**

PK Tyler Keltner, ETSU  
 P Trey Turk, MER  
 LS Robert Soderholm, VMI  
 RS Devron Harper, MER

**2023**

**Coaches**

**Offense**

QB Tyler Huff, Gr., FUR  
 RB Jay Stanton, Sr., SAM  
 RB Desmond Reid, So., WCU  
 OL Jacob Johanning, R-Sr., FUR  
 OL Pearson Toomey, R-Sr., FUR  
 OL Jabari Brooks, Sr., SAM  
 OL Christian Coulter, Sr., WCU  
 OL Tyler Smith, Sr., WCU  
 TE Aidan Twombly, Sr., VMI  
 WR Ty James, Sr., MER  
 WR Jamoi Mayes, Jr., UTC

**Defense**

DL Matt Sochovka, Gr., FUR  
 DL Solomon Zubairu, Sr., MER  
 DL Ben Brewton, Sr., UTC  
 DL Jay Person, Sr., UTC  
 LB Stephen Scott, Sr., ETSU  
 LB Ken Standley, Sr., MER  
 LB Noah Martin, Sr., SAM  
 DB Sheldon Arnold II, Jr., ETSU  
 DB Travis Blackshear, Gr., FUR  
 DB Lance Wise Jr., Gr., MER  
 DB Kam Brown, Sr., UTC

**Specialists**

PK Richard McCollum, Sr., WCU  
 P Nate Brackett, So., ETSU  
 P Jack Culbreath, Sr., VMI  
 LS Steele Judy, Gr., CIT  
 RS Devron Harper, Sr., MER

**2023**

**Media**

**Offense**

QB Cole Gonzales, So., WCU  
 RB Jay Stanton, Sr., SAM  
 RB Desmond Reid, So., WCU  
 OL Jacob Johanning, Sr., FUR  
 OL Pearson Toomey, Sr., FUR  
 OL Jabari Brooks, Sr., SAM  
 OL Christian Coulter, Sr., WCU  
 OL Tyler Smith, Sr., WCU  
 TE Aidan Twombly, Sr., VMI  
 WR Ty James, Sr., MER  
 WR Jamoi Mayes, Jr., UTC

**Defense**

DL Luke Clark, Jr., FUR  
 DL Solomon Zubairu, Sr., MER  
 DL Ben Brewton, Sr., UTC  
 DL Jay Person, Sr., UTC  
 LB Ken Standley, Sr., MER  
 LB Noah Martin, Sr., SAM  
 LB Eric Rankin, Jr., VMI  
 DB Sheldon Arnold II, Jr., ETSU  
 DB Lance Wise Jr., Sr., MER  
 DB Kam Brown, Sr., UTC  
 DB Evan Eller, Sr., VMI

**Specialists**

PK Richard McCollum, Sr., WCU  
 P Jack Culbreath, Sr., VMI  
 LS Justin Peterson, Sr., VMI  
 RS Devron Harper, Sr., MER



Samford quarterback Devlin Hodges earned first-team All-SoCon honors three times, taking the distinction from both the coaches and the media in 2016, 2017 and 2018.



## 2008

### Offense

Ben Jordan, Appalachian State  
 Brian Quick, Appalachian State  
 Asheton Jordan, The Citadel  
 David Hendrix, Furman  
 Tersoo Uhaa, Furman  
 Adam Urbano, Georgia Southern  
 Riley Hawkins, Samford  
**Dustin Taliaferro, Samford**  
 Zack Jaynes, Western Carolina  
 Quan Warley, Western Carolina  
 Eric Breitenstein, Wofford

### Defense

Ed Gainey, Appalachian State  
 Lanston Tanyi, Appalachian State  
 Demontrelle Smith, The Citadel  
 Joshua Jones, Elon  
 Jordan Griffin, Furman  
 Ryan Steed, Furman  
 Dion Dubose, Georgia Southern  
 Derek Heyden, Georgia Southern  
 J.B. Shippy, Georgia Southern  
 K.R. Snipes, Georgia Southern  
 John Julien, Western Carolina

### Specialists

Charlie Edwards, Georgia Southern  
 Adrian Mora, Georgia Southern  
 Blake Cain, Western Carolina

## 2009

### Offense

Tommy Edwards, The Citadel  
 Van Dyke Jones, The Citadel  
 Miguel Starks, The Citadel  
 Jeremy Peterson, Elon  
 Jerry Williams, Furman  
 Patrick Barker, Georgia Southern  
 Jamere Valentine, Georgia Southern  
 George Allers, Samford  
 Charlie Sanford, Samford  
 Chris Awuah, Chattanooga  
**Michael Johnson, Western Carolina**

### Defense

Michael Frazier, Appalachian State  
 Justin Lloyd, Appalachian State  
 Chris Billingslea, The Citadel  
 Joseph Boateng, The Citadel  
 Dale Riley, Elon  
 Josh Lynn, Furman  
 Nathan Wade, Furman  
 Darius Eubanks, Georgia Southern  
 Brent Russell, Georgia Southern  
 Joshua Williams, Chattanooga  
 SeQuan Stanley, Wofford

### Specialists

Sam Martin, Appalachian State  
 Adam Shreiner, Elon  
 Cameron Yaw, Samford

## 2010

### Offense

Terrance Martin, The Citadel  
 Kierre Brown, Elon  
 Dakota Dozier, Furman  
 Robert Brown, Georgia Southern  
 Dorian Byrd, Georgia Southern  
 Kelsey Pope, Samford  
 Quin Roberson, Samford  
 Fabian Truss, Samford  
 Marlon Anthony, Chattanooga  
 Keon Williams, Chattanooga  
 Deja Alexander, Western Carolina

### Defense

Patrick Blalock, Appalachian State  
 Derek Douglas, The Citadel  
 Brandon Brant, Elon  
 Shawn Boone, Furman  
 Josh Gebhardt, Georgia Southern  
 D.J. Key, Chattanooga  
 Gunner Miller, Chattanooga  
**Kadeem Wise, Chattanooga**

Randy Pressley, Western Carolina  
 Mike McCrimon, Wofford  
 James Zotto, Wofford

### Specialists

Ray Early, Furman  
 Kasey Redfern, Wofford  
 Sidney Rhodes, Western Carolina

## 2011

### Offense

Alex Acey, Appalachian State  
 Aaron Miller, The Citadel  
 Austin Sowell, Elon  
 Charles Emert, Furman  
 Manrey Saint Amour, Georgia Southern  
**Dominique Swope, Georgia Southern**  
 Kelvin Clay, Samford  
 Marquis Green, Chattanooga  
**Terrell Robinson, Chattanooga**  
 Faysal Shafaat, Chattanooga  
 Shaun Warren, Western Carolina

### Defense

Ronald Blair, Appalachian State  
 Doug Middleton, Appalachian State  
 Rock Muhammad, The Citadel  
 Jonathan Spain, Elon  
 Tyreek Phillips, Furman  
 Gary Wilkins, Furman  
 Deion Stanley, Georgia Southern  
 Josh Freeman, Chattanooga  
 Keyon Reed, Chattanooga  
 Davis Tull, Chattanooga  
 Ace Clark, Western Carolina  
 Tarek Odem, Wofford  
**Specialists**  
 Greg Peranich, Samford  
 Nick Pollard, Chattanooga

## 2012

### Offense

Shaq Counts, Appalachian State  
 Malachi Jones, Appalachian State  
**Sean Price, Appalachian State**  
 Tracey Coppedge, Elon  
 Reese Hannon, Furman  
 Jordan Snellings, Furman  
 Joe Turner, Furman  
 Tony Philpot, Samford  
 Jacob Huesman, Chattanooga  
 Darius Ramsey, Western Carolina  
 Troy Mitchell, Western Carolina

### Defense

Stephen Burns, Appalachian State  
 Davante Harris, Appalachian State  
 Mitchell Jeter, The Citadel  
 Mark Thomas, The Citadel  
 Reggie Thomas, Furman  
 Patrick Flowe, Georgia Southern  
 James Bradberry, Samford  
 Trey Wesley, Samford  
 Sertonuse Harris, Western Carolina  
 Jaleel Lorquet, Western Carolina

### Specialists

Alex Hanks, Georgia Southern  
 Gary Wilkins, Wofford  
 Danny LaMontagne, Furman

## 2013

### Offense

**Marcus Cox, Appalachian State**  
 B.J. Bennett, Elon  
 Marcus Anderson, Furman  
**Specialists**  
 Andrej Suttles, Furman  
 Kevin Ellison, Georgia Southern  
 Karel Hamilton, Samford

Derrick Craine, Chattanooga  
 Corey Levin, Chattanooga  
 Michael Helms Jr., Western Carolina  
 Garry Lewis, Western Carolina  
 Willie Police, Western Carolina  
 Anton Wahrby, Wofford

### Defense

Kennan Gilchrist, Appalachian State  
 Alex Gray, Appalachian State  
 John Law, Appalachian State  
 Tevin Floyd, The Citadel  
 John Silas, Elon  
 Trey Robinson, Furman  
 T.J. Warren, Furman  
 Jared Holloway, Samford  
 Keionta Davis, Chattanooga  
 Bryson Jordan, Western Carolina  
 Trey Morgan, Western Carolina

### Specialists

Bentlee Critcher, Appalachian State  
 David Petroni, Elon  
 Younghoe Koo, Georgia Southern  
 Warren Handrahan, Samford

## 2014

### Offense

Cam Jackson, The Citadel  
 Isiaha Smith, The Citadel  
 P.J. Blazejowski, Furman  
 Alex Lakes, Mercer  
 Malik Johns, Samford  
 Richardre Bagley, Chattanooga  
 Jacob Revis, Chattanooga  
 Hunter Townson, Chattanooga  
**AI Cobb, VMI**  
 Detrez Newsome, Western Carolina  
 Davis Lenoir, Wofford

## Defense

Dee Delaney, The Citadel  
 Austin Barrett, Mercer  
 Kyle Williams, Mercer  
 Shaheed Salmon, Samford  
 Tavon Lawson, Chattanooga  
 Lucas Webb, Chattanooga  
 Trevor Wright, Chattanooga  
 Greg Sanders, VMI  
 Derrick Davis, Western Carolina  
 Daniel Riddle, Western Carolina  
 Terrance Morris, Wofford  
**Specialists**  
 Jon Croft Hollingsworth, Furman  
 Chandler Curtis, Mercer  
 Detrez Newsome, Western Carolina  
 David Marvin, Wofford

## 2015

### Offense

Tyler Davis, The Citadel  
 Evan McField, The Citadel  
 Triston Luke, Furman  
 Marquise Irvin, Mercer  
 Jimmie Robinson, Mercer  
 Sam Walker, Mercer  
 Devlin Hodges, Samford  
**Kelvin McKnight, Samford**  
 Daunte Mauck, VMI  
 Nathan Dalton, Western Carolina  
 Zach Weeks, Western Carolina

### Defense

Ken Allen, The Citadel  
 Quinlan Washington, The Citadel  
 Aaquil Annoor, Furman  
 Jaylan Reid, Furman  
 Isaiah Buehler, Mercer  
 Ahmad Gooden, Samford



Western Carolina's Tyrie Adams was the SoCon Freshman of the Year in 2016. He finished fourth the Jerry Rice Award voting.



C.J. Fritz, Chattanooga  
 Isaiah Mack, Chattanooga  
 Montrell Pardue, Chattanooga  
 Marvin Tillman, Western Carolina  
 Miles Brown, Wofford  
**Specialists**  
 Jimmie Robinson, Mercer  
 Ian Berryman, Western Carolina  
 Logan Howard, Western Carolina

**2016**  
**Offense**  
 Drew McEntyre, The Citadel  
 Ben Blackmon, ETSU  
 Tim Coleman, Furman  
 Thomas Gordon, Furman  
 TaDarryl Marshall, Samford  
 Nick Nixon, Samford  
 Malcolm White, Chattanooga  
 Javean Lara, VMI  
 Daz Palmer, VMI  
**Tyrie Adams, Western Carolina**  
 Walker Lanning, Western Carolina  
 Aubrey Payne, Western Carolina  
**Defense**

Khafari Buffalo, The Citadel  
 Jason Maduafokwa, ETSU  
 Nasir Player, ETSU  
 Will Coneway, Mercer  
 Eric Jackson, Mercer  
 Dorian Kithcart, Mercer  
 Jalen Nash, Samford  
 George Gbese, Wofford  
 Mikel Horton, Wofford  
 DT Wilson, Wofford  
 Jireh Wilson, Wofford  
**Specialists**  
 Jacob Godek, The Citadel  
 Colin Brewer, Chattanooga  
 Connell Young, Western Carolina

**2017**  
**Offense**  
 Jonathan Cole, The Citadel  
 Jon Barrett Lewis, The Citadel  
 Brandon Rainey, The Citadel  
 Reed Kroeber, Furman  
 Darius Morehead, Furman  
**Kaelan Riley, Mercer**  
 Montrell Washington, Samford  
 Mike Williams, Samford  
 Cole Copeland, Chattanooga  
 Kris Thornton, VMI  
 Donnavan Spencer, Western Carolina

**Defense**  
 Blake Bockrath, ETSU  
 Reynard Ellis, Furman  
 Elijah McCoy, Furman  
 Malique Fleming, Mercer  
 Sidney Otiwu, Mercer  
 Koi Freeman, Samford  
 Brett Granger, Samford  
 Jerrell Lawson, Chattanooga  
 A.J. Smith, VMI  
 Michael Murphy, Western Carolina  
 Deon Priestler, Wofford  
**Specialists**  
 Grayson Atkins, Furman  
 Brandon Dowdell, Chattanooga  
 Victor Ulmo, Chattanooga

**2018**  
**Offense**  
 Haden Haas, The Citadel  
 Clay Harris, The Citadel  
**Quay Holmes, ETSU**  
 Jacob Saylor, ETSU  
 Tremond Shorts, ETSU  
 Corey Watkins, Furman  
 David Durden, Mercer  
 Robert Riddle, Mercer  
 DeMarcus Ware, Samford



Running back Quay Holmes finished third in the voting for the Jerry Rice Award in 2018, when he was the SoCon Freshman of the Year.

Marshall Gill, VMI  
 Jakob Herres, VMI  
**Defense**  
 Chris Beverly, The Citadel  
 Mason Kinsey, The Citadel  
 Adrian Hope, Furman  
 Nathan East, Samford  
 Nelson Jordan, Samford  
 Jordan Montgomery, Samford  
 Devonsha Maxwell, Chattanooga  
 Ethan Caselberry, VMI  
 Brett Howell, VMI  
 Colin Loftis, VMI  
 Ronald Kent Jr., Western Carolina  
**Specialists**  
 Matthew Campbell, The Citadel  
**Quay Holmes, ETSU**  
 Dejuan Bell, Furman  
 Mitchell Fineran, Samford

**2019**  
**Offense**  
 Will Huzzie, ETSU  
 Devin Abrams, Furman  
 Wayne Anderson, Furman  
 Darren Grainger, Furman  
 Evan Jumper, Furman  
 Yahsyn McKee, Mercer  
 Jay Stanton, Samford  
 A.J. Toney, Samford  
**Ailym Ford, Chattanooga**  
 Leroy Thomas, VMI  
 Jacquez Allen, Wofford  
**Defense**  
 Hasan Black, The Citadel  
 Donovan Manuel, ETSU  
 Josh Agbenou, Furman  
 Travis Blackshear, Furman  
 Braden Gilby, Furman  
 Richie Coffey, Mercer  
 TriMarcus Cheeks, Samford  
 Kameron Brown, Chattanooga  
 Aljareek Malry, VMI

Keyvaun Cobb, Wofford  
 Michael Norman, Wofford  
**Specialists**  
 Tyler Keltner, ETSU  
 Caleb Dowden, Mercer  
 Zach Lassiter, Mercer  
 Julian Pletz, Western Carolina  
**2020-21**  
**Offense**  
 Ben Brockington, The Citadel  
 Nathan Storch, The Citadel  
 Fred Norman Jr., ETSU  
 Noah West, ETSU  
 Jacob Johanning, Furman  
 Ethan Dirrim, Mercer  
 Ty James, Mercer  
 Carter Peevy, Mercer  
 Cooper Frazier, Samford  
**Seth Morgan, VMI**  
 Irvin Mulligan, Wofford  
**Defense**  
 Carson Hatchett, The Citadel  
 Di'Andre Davis, ETSU  
 Max Evans, ETSU  
 Alijah Huzzie, ETSU  
 Nick Kuzemka, Furman  
 Isaac Dowling, Mercer  
 Noah Martin, Samford  
 John Prince, Chattanooga  
 Quay Wiggles, Chattanooga  
 Alex Oliver, VMI  
 Dorian Davis, Western Carolina  
 Jaquarius Guinn, Western Carolina  
**Special teams**  
 Chance Knox, VMI  
 Jerry Rice, VMI  
 Paxton Robertson, Western Carolina

**2021**  
**Offense**  
 Tyler Cherry, The Citadel  
 Joshua Harris, Furman  
 Jace Wilson, Furman

Dylan Davis, Furman  
 Jabari Brooks, Samford  
 KeShawn Toney, Chattanooga  
 Hunter Rice, VMI  
**Defense**  
 Dominick Poole, The Citadel  
 Zion Alexander, ETSU  
 Dominic Morris, Furman  
 Bryce Stanfield, Furman  
 Savio Frazier, Mercer  
 Reuben Lowery III, Chattanooga  
 Kandler Martin, VMI  
**Andreas Keaton, Western Carolina**  
 Amir Annoor, Wofford  
 Brandon Maina, Wofford  
 Chuck Smith, Wofford  
**Specialists**  
 Trey Turk, Mercer

**2022**  
**Offense**  
 Tyzen Wilkerson, Mercer  
 Bryce Goodner, Chattanooga  
 Sam Phillips, Chattanooga  
 Javin Whatley, Chattanooga  
 Isaiah Lemmond, VMI  
 Cole Gonzales, Western Carolina  
 Censere Lee, Western Carolina  
**Desmond Reid, Western Carolina**  
 Neyland Walker, Western Carolina  
 Dylan Djete, Wofford  
 Kyle Parsons, Wofford  
**Defense**  
 Davion Hood, ETSU  
 Alex Maier, Furman  
 Caleb Williams, Furman  
 Christian Hanson, Mercer  
 Josh Battle, Chattanooga  
 Alex Mitchell, Chattanooga  
 Jahleel Porter, VMI  
 Geoffrey Speight, VMI  
 Samaurie Dukes, Western Carolina  
 Hayward McQueen, Western Carolina  
 Jalen Marshall, Wofford

**Special teams**  
 Trace Kelley, ETSU  
 AJ Colombo, Western Carolina  
 Bridger Jones, Wofford  
 Kyle Parsons, Wofford

**Freshman of the Year listed in bold italics**

**2023**  
**Offense**  
 Xavier Gaillardetz, ETSU  
 Tommy Winton III, ETSU  
 Brock Chappell, Furman  
 Colton Hinton, Furman  
*Carson Jones, Furman*  
 Brayden Smith, Mercer  
*Brendan Jenkins, Samford*  
 Ivan Thorpe, VMI  
 Corey Washington, Western Carolina  
 Camury Reid, Western Carolina  
 Pauly Seeley, Wofford  
**Defense**  
 Carson Arnold, The Citadel  
 Chris Benton, The Citadel  
 Jabraivon Woodard, The Citadel  
 Ray Cone, ETSU  
 Dre Delinois, ETSU  
 Jaylen George, ETSU  
 Jayvon Henderson, ETSU  
 AK Burrell, Furman  
 Brayden Manley, Mercer  
 Makhi Gilbert, Samford  
 Ken Moore Jr., Western Carolina  
 Eli Campbell, Wofford  
**Special teams**  
 Ewan Johnson, ETSU  
 Stephen Brantley, Western Carolina  
 Tommy DiLiegro, Wofford

**Freshman of the Year listed in bold italics**

# PLAYERS OF THE WEEK

In 1963, the Southern Conference began naming players of the week. The conference named a lineman and a back to honor each week.

## 1963

- S 14** L – Joe Kessel, UR
- B – Danny Donovan, FUR
- S 21** L – Joe Staub, VMI
- B – Bob Schweickert, VT
- S 28** L – Lynn Jones, VT
- B – Nick DiLoreto, CIT
- O 5** L – Vince Petno, CIT
- B – Dick Drummond, GWU
- O 12** L – Tommy Marvin, VT
- B – Jerry Yost, WVU
- O 19** L – John Gettys, FUR
- B – Bob Schweickert, VT
- O 26** L – Charlie Cole, VMI
- B – Merv Holland, GWU
- N 2** L – Steve Kush, WVU
- B – Bob Schweickert, VT
- N 9** L – Craig Smith, WM
- B – Ronnie Smith, UR
- N 16** L – Burton Mack Rodgers, VT
- B – Charlie Weaver, WM
- N 28** L – Bill Welsh, VMI
- B – Bob Schweickert, VT

## 1964

- S 19** L – Joe Missar, CIT
- B – Chuck Albertson, WM
- S 26** L – John Hilton, UR
- B – Steve Heckard, DAV
- O 3** L – Joe Missar, CIT
- B – Steve Welpott, GWU
- O 10** L – Tim Crawford, FUR
- B – Bob Schweickert, VT
- O 17** L – Milt Clegg, WVU
- B – Ronnie Smith, UR
- O 24** L – Ken Whitley, VT
- B – Bob Schweickert, VT
- O 31** L – Doug McNeil, GWU
- B – Allen McCune, WVU
- N 7** L – Don Young, WVU
- B – Bob Schweickert, VT
- N 14** L – Mitch Foster, CIT
- B – Allen McCune, WVU
- N 21** L – Milt Clegg, WVU
- B – Allen McCune, WVU
- N 26** L – Jeff Craig, WM
- B – Sonny Utz, VT

## 1965

- S 18** L – Pack Hindsley, DAV
- B – Mike Holloran, GWU
- S 26** L – George Pearce, WM
- B – Allen McCune, WVU
- O 2** L – Walker Kimbell, FUR
- B – Garrett Ford, WVU
- O 9** L – George Pearce, WM
- B – Bill Bailey, ECU
- O 16** L – John Turner, VMI
- B – Dan Darragh, WM
- O 23** L – George Pearce, WM
- B – George Richardson, ECU
- O 30** L – Tony Buccino, WM
- B – Bob Buzzell, FUR
- N 6** L – Ernie Wheeler, WVU
- B – Hill Ellett, VMI
- N 13** L – John McPaul, ECU
- B – Dusty Chichester, FUR
- N 20** L – George Pearce, WM
- B – Dick Lethridge, WVU
- N 25** L – Pack Hindsley, DAV
- B – Hill Ellett, VMI

## 1966

- S 17** L – Don Taylor, VMI
- B – Jimmy Poole, DAV
- S 24** L – Robbie Hahn, FUR
- B – Garrett Ford, WVU
- O 1** L – Kevin Moran, ECU
- B – Steve Molnar, GWU
- O 8** L – Kenneth Doyen, GWU
- B – Dan Darragh, WM
- O 15** L – Adin Brown, WM

- O 22** L – Paul Janssen, GWU
- B – Larry Zunich, UR
- O 29** L – Joe Neilson, WM
- B – Jim Secret, WVU
- N 5** L – John Mallory, WVU
- B – Jimmy Poole, DAV
- N 12** L – Chuck Albertson, WM
- B – Jay Goolsby, CIT
- N 19** L – Terry O'Toole, WM
- B – Dan Darragh, WM

In 1967, the Southern Conference changed the player-of-the-week format to honor an offensive and defensive player each week.

## 1967

- S 9** O – Ken Juskowich, WVU
- D – Chip Young, WM
- S 16** O – Charlie Bishop, VMI
- D – Dick Collins, FUR
- S 23** O – Kerry Keith, DAV
- D – George Wheeler, ECU
- S 30** O – Jim Friedl, CIT
- D – Wayne Collins, UR
- O 7** O – Dan Darragh, WM
- D – Joe Isaac, CIT
- O 14** O – Ted Zychowski, WM
- D – Pat Turchetta, UR
- O 21** O – Dan Darragh, WM
- D – Danny Williamson, WVU
- O 28** O – Jay Goolsby, CIT
- D – Harvey Bauguess, FUR
- N 4** O – Clyde Howell, FUR
- D – George Wheeler, ECU
- N 11** O – Robbie Hahn, FUR
- D – Kerr Kump, VMI
- N 18** O – Joe Kellum, UR
- D – Harvey Bauguess, FUR

## 1968

- S 14** O – Jimmy Adkins, ECU
- D – Winston Whitehead, UR
- S 21** O – Jimmy Jordan, FUR
- D – Burt Waite, WM
- S 28** O – Jim McMillan, CIT
- D – Pat Turchetta, UR
- O 5** O – Gordon Slade, DAV
- D – Paul Fraim, VMI
- O 12** O – Gordon Slade, DAV
- D – Dick Irvin, UR
- O 19** O – Buster O'Brien, UR
- D – Jim Rathbun, CIT
- O 26** O – Mike Kelly, DAV
- D – Dave Holland, WM
- N 2** O – Terry Morton, WM
- D – John Kenerleder, FUR
- N 9** O – Buster O'Brien, UR
- D – John Griffin, VMI
- N 16** O – Tony Passander, CIT
- D – Buster O'Brien, UR
- D – Ken Diaz, CIT
- N 30** O – Walker Gillette, UR
- D – Jim Flowe, ECU

## 1969

- S 20** O – Walker Gillette, UR
- D – Chuck Cross, FUR
- S 27** O – Ed Terry, DAV
- D – Dave Holland, WM
- O 4** O – Tony Passander, CIT
- D – Dick Irvin, UR
- O 11** O – Gordon Slade, DAV
- D – Ken Thorough, DAV
- O 18** O – Charlie Richards, UR
- D – Steve Butler, DAV
- O 25** O – Tony Passander, CIT
- D – Jim Lee, CIT
- N 1** O – Walker Gillette, UR
- D – Pat Turchetta, UR
- N 8** O – Gordon Slade, DAV
- D – Ken Thorough, DAV
- N 15** O – George Hannan, DAV
- D – Dick Irvin, UR
- N 22** O – Butch Colson, ECU
- D – Mel Medved, UR

## 1970

- S 12** O – Charlie Richards, UR
- D – Jerry Acuff, VMI
- S 19** O – Bob Herb, WM
- D – George Whitley, ECU
- S 26** O – Bob Duncan, CIT
- D – Ken Thorough, DAV
- O 3** O – Phil Mosser, WM
- D – Rich Peeler, ECU
- O 10** O – Pat Carroll, FUR
- D – Jeff Varnadoe, CIT
- O 17** O – Steve Crislip, FUR
- D – Wally Ake, WM
- O 24** O – Charlie Richards, UR
- D – Jimmy King, CIT
- O 31** O – Mike Mikolayunas, DAV
- D – John Barelli, UR
- N 7** O – Phil Mosser, WM
- D – Mike Mills, ECU
- N 14** O – Bob Herb, WM
- D – Chuck Cross, FUR
- N 21** O – Steve Regan, WM
- D – Jeff Varnadoe, CIT

## 1971

- S 11** O – Phil Mosser, WM
- D – Woody Montgomery, DAV
- S 18** O – Mac Bowman, VMI
- D – Paul Scolaro, WM
- S 25** O – Brian Baima, CIT
- D – Pat Kelly, UR
- O 2** O – Dennis Cambal, WM
- D – Robin Hogue, ECU
- O 9** O – Phil Mosser, WM
- D – Monty Kiernan, ECU
- O 16** O – Ken Nichols, UR
- D – Mike Fabian, FUR
- O 23** O – Billy Wallace, ECU
- D – Jeff Varnadoe, CIT
- O 30** O – John Gargano, WM
- D – David Knight, WM
- D – Jack Patterson, ECU
- N 6** O – John Casazza, ECU
- D – Monty Kiernan, ECU
- N 13** O – Billy Meyers, UR
- D – Keith Dooley, UR
- N 20** O – Ken Nichols, UR
- D – John Nugent, UR

## 1972

- S 9** O – Doug Gerhart, WM
- D – Woody Montgomery, DAV
- S 16** O – Greg Troupe, ECU
- D – Allan Melton, CIT
- S 23** O – Carl Summerell, ECU
- D – Rusty Markland, ECU
- S 30** O – Bill Deery, WM
- D – Bob Loprete, UR
- O 7** O – Carlester Crumpler, ECU
- D – Eddie Womack, DAV
- O 14** O – Dave Ingold, DAV
- D – Norman Seabrooks, CIT
- O 21** O – Billy Meyers, UR
- D – Ron Reynolds, APP
- O 28** O – David Knight, WM
- D – Danny Kepley, ECU
- N 4** O – Mac Bowman, VMI
- D – Mark Shelton, UR
- N 11** O – Carlester Crumpler, ECU
- D – Terry Stoughton, ECU
- N 18** O – Billy Meyers, UR
- D – Phil Upton, VMI

## 1973

- S 8** O – Tom Waechter, WM
- D – Rusty Holt, CIT
- S 15** O – Harry Lynch, CIT
- D – Kenny Moore, ECU
- S 22** O – Dick Pawlewicz, WM
- D – Vic Moyer, UR
- S 29** O – Bob Allen, UR
- D – Gary Godette, ECU
- O 6** O – Bill Deery, WM
- D – Gene Williams, VMI
- O 13** O – Harry Knight, UR

- O 20** O – David Harper, DAV
- D – Pat Kelly, UR
- O 27** O – David Harper, DAV
- D – David Webb, APP
- N 3** O – Carlester Crumpler, ECU
- D – Gary Niklason, ECU
- N 10** O – Carl Summerell, ECU
- D – Danny Kepley, ECU
- N 17** O – Carlester Crumpler, ECU
- D – Ed Amrhein, UR

## 1974

- S 14** O – Harry Knight, UR
- D – Brian Ruff, CIT
- S 21** O – Bill Deery, WM
- D – Danny Kepley, ECU
- S 28** O – Ronnie Moore, VMI
- D – Curtis Boyd, FUR
- O 5** O – Andrew Johnson, CIT
- D – John Willison, VMI
- O 12** O – Charles Elvington, FUR
- D – Phil Upton, VMI
- O 19** O – Jerry Harmon, APP
- D – Fred Snipes, APP
- O 26** O – Ken Strayhorn, ECU
- D – Brian Ruff, CIT
- N 2** O – Joe Parker, APP
- D – Mike Copley, UR
- N 9** O – Harry Knight, UR
- D – Mike Copley, UR
- N 16** O – Andrew Johnson, CIT
- D – Julius Thomas, APP
- N 23** O – Bill Deery, WM
- D – Phil Upton, VMI

## 1975

- S 13** O – Emmitt Hamilton, APP
- D – Glen Jones, VMI
- S 20** O – Calvin Simon, APP
- D – Julius Thomas, APP
- S 27** O – Ronnie Moore, VMI
- D – Brian Ruff, CIT
- O 4** O – Dave Taylor, UR
- D – Gilbert Rossie, APP
- O 11** O – Larry Robinson, FUR
- D – Brian Ruff, CIT
- O 18** O – Emmitt Hamilton, APP
- D – Mike Andrus, UR
- O 25** O – Mike Weaver, ECU
- D – Jim Bolding, ECU
- N 1** O – John Palazeti, UR
- D – Harold Fort, ECU
- N 8** O – Robbie Price, APP
- D – Dickie Carey, UR
- N 15** O – Joe Summral, CIT
- D – Brian Ruff, CIT
- N 22** O – Tom Rozantz, WM
- D – Jim Ryan, WM

## 1976

- S 11** O – Jim Krus, WM
- D – Brian Ruff, CIT
- S 18** O – Keith Fimian, WM
- D – Joe Agee, WM
- S 25** O – Raymond Jones, ECU
- D – Ralph Ferguson, CIT
- O 2** O – Tom Rozantz, WM
- D – Gerald Hall, ECU
- O 9** O – Pete Conaty, ECU
- D – Greg James, CIT
- O 16** O – Jim Krus, WM
- D – Brian Ruff, CIT
- O 23** O – Tom Rozantz, WM
- D – Brian Ruff, CIT
- O 30** O – Scott McConnell, APP
- D – Greg Arnett, VMI
- N 6** O – Tom Rozantz, WM
- D – Reggie Pinkney, ECU
- N 13** O – Larry Robinson, FUR
- D – Scott Hays, WM
- N 20** O – Mike Weaver, ECU
- D – Harold Randolph, ECU

## 1977

- S 10** O – Craig Jones, VMI



- S 17 D – Kenny Mitchell, UTC  
O – C.W. Geiger, MAR
- S 24 D – Ronnie Pusey, UTC  
O – Mike Pusey, WCU
- O 1 D – Joey Brison, MAR  
O – Emmitt Hamilton, APP  
D – Pat Murphy, APP
- O 8 O – Andre Gibson, VMI  
D – no nominations
- O 15 O – David Henderson, FUR  
D – Gary McNeal, VMI
- O 22 O – Wayne Tolleson, WCU  
D – Bobby Church, FUR
- O 29 O – Tony Meredino, UTC  
D – Ricky Smith, WCU
- N 5 O – Robby Clark, VMI  
D – Kenny Caldwell, CIT
- N 12 O – Darrell Lipford, WCU  
D – Tony Starks, CIT
- N 19 O – Mike Pusey, WCU  
D – Felix Hooks, CIT

1978

- S 9 O – Mike Pusey, WCU  
D – George Elliott, MAR
- S 16 O – Steve Brown, APP  
D – Kurt Woerner, UTC
- S 23 O – Mark Slawson, CIT  
D – Pat Murphy, APP
- S 30 O – Steve Brown, APP  
D – Ty Smith, WCU
- O 7 O – Tony Merendino, UTC  
D – Kenny Caldwell, CIT  
O – Jeff Norman, WCU
- O 14 D – Mike Alston, VMI  
O – Eddie Estes, APP  
D – John Creager, UTC
- O 28 O – David Henderson, FUR  
D – Thomas Gunn, WCU
- N 4 O – Gerald Harp, WCU  
D – Ty Smith, WCU
- N 11 O – Mark Stowers, FUR  
D – Scott Wages, CIT
- N 18 O – Scott McConnell, APP  
D – Jerry Scott, FUR

1979

- S 8 O – Gwain Durden, UTC  
D – John Strong, WCU
- S 15 O – Mike Pusey, WCU  
D – Willis Yates, UTC
- S 22 O – Gwain Durden, UTC  
D – Scott Wages, CIT
- S 29 O – Tim Russell, CIT  
D – Ricky Smith, WCU
- O 6 O – Floyd Allen, VMI  
D – John Creager, UTC
- O 13 O – Mark Hutsell, ETSU  
D – Ron Phillips, ETSU
- O 20 O – Stump Mitchell, CIT  
D – Jeff Snipes, FUR
- O 27 O – Floyd Allen, VMI  
D – Charles Stein, ETSU
- N 3 O – Tim Sorrells, FUR  
D – Al McCloud, UTC
- N 10 O – Mike Smith, UTC  
D – Bruce Gheesling, FUR
- N 17 O – Tim Russell, CIT  
D – Eddie Estes, WCU

1980

- S 6 O – Rick Beasley, APP  
D – Bruce Kitchen, VMI
- S 13 O – Mike Glenn, FUR  
D – Melvin Rucker, VMI
- S 20 O – Gwain Durden, UTC  
D – Richard Ward, UTC
- S 27 O – Steve Brown, APP  
D – Sedrick Brown, CIT
- O 4 O – Stump Mitchell, CIT  
D – Willis Yates, UTC
- O 11 O – Stump Mitchell, CIT  
D – Steve O'Neill, FUR
- O 8 O – Joe Burke, UTC  
D – Kris Timmons, VMI
- O 25 O – Steve Bishop, FUR

- N 1 D – Kevin Morgan, FUR  
O – Tim Sorrells, FUR
- N 8 D – Bruce Gheesling, FUR  
O – Stump Mitchell, CIT  
D – Jesse Bandy, MAR
- N 15 O – Ron Mixon, WCU  
D – Melvin Rucker, VMI
- N 22 O – Tony Jackson, UTC  
D – Jeff Snipes, FUR

1981

- S 12 O – Floyd Allen, VMI  
D – Jim Devine, MAR
- S 19 O – Stan Goodson, APP  
D – Les Dunnaville, VMI
- S 26 O – Danny Miller, CIT  
D – Bruce Gheesling, FUR
- O 3 O – Steve Woods, UTC  
D – Mike Smith, ETSU
- O 10 O – Stanford Jennings, FUR  
D – Bruce Gheesling, FUR
- O 17 O – Scott Nault, ETSU  
D – Willis Yates, UTC
- O 24 O – Floyd Allen, VMI  
D – Johnny Williams, WCU
- O 31 O – Ron Mixon, WCU  
D – Steve Kurtz, UTC
- N 7 O – Larry Fourqurean, MAR  
D – Bruce Gheesling, FUR
- N 14 O – Anthony James, WCU  
D – Melvin Rucker, VMI
- N 21 O – Byron Walker, CIT  
D – Melvin Rucker, VMI

1982

- S 4 O – Larry Fourqurean, MAR  
D – Glenn Bates, MAR
- S 11 O – Tom Radle, VMI  
D – Nathan Williams, WCU
- S 18 O – Dean Biasucci, WCU  
D – Gib McEachran, FUR
- S 25 O – Jack Teichmann, UTC  
D – Kenny Washington, UTC
- O 2 O – Stan Goodson, APP  
D – John Zemina, FUR
- O 9 O – Gerald Toney, CIT  
D – Ernest Gibson, FUR
- O 16 O – Anthony James, WCU  
D – Billy Hall, FUR
- O 23 O – Anthony James, WCU  
D – Shannon DePew, ETSU
- O 30 O – Stan Goodson, APP  
D – Richard Dukes, WCU
- N 6 O – Artis Edwards, UTC  
D – Glenn Bates, MAR
- N 13 O – Stanford Jennings, FUR  
D – Barry Smith, VMI
- N 20 O – Jerry Butler, ETSU  
D – Shannon DePew, ETSU

1983

- S 3 O – Bill Van Aman, APP  
D – Joel Carter, APP
- S 10 O – Robert Hill, CIT  
D – Gary Zingler, ETSU
- S 17 O – Stanford Jennings, FUR  
D – David McCrary, UTC
- S 24 O – Robert Hill, CIT  
D – Troy Phillips, FUR
- O 1 O – Randy Joyce, APP  
D – Richard Dukes, WCU
- O 8 O – Larry Fourqurean, MAR  
D – Glenn Richardson, UTC
- O 15 O – Ralph Potter, UTC  
D – Mark Bridgeman, FUR
- O 22 O – David Charpia, FUR  
D – George Milton, CIT
- O 29 O – Jack Borders, FUR  
D – Ricky Pate, WCU
- N 5 O – David Charpia, FUR  
D – Miles Nicholson, WCU
- N 12 O – Herman Jacobs, ETSU  
D – Mark Bridgeman, FUR
- N 19 O – Leonard Williams, WCU  
D – Buck Coatney, FUR

1984

- S 1 O – Robbie Gardner, FUR  
D – Rock Hurst, FUR
- S 8 O – Jerry Butler, ETSU  
D – Louis Cooper, WCU
- S 15 O – Carl Fodor, MAR  
D – Rock Hurst, FUR
- S 22 O – Carl Fodor, MAR  
D – Tiger Greene, WCU
- S 29 O – Artis Edwards, UTC  
D – Glenn Richardson, UTC
- O 6 O – Jeff Gilbert, WCU  
D – David Ferrell, ETSU
- O 13 O – Robert Surratt, MAR  
D – Jerome Norris, FUR
- O 20 O – Robert Hill, CIT  
D – Dino Hackett, APP
- O 27 O – Jeff Gilbert, WCU  
D – Tiger Greene, WCU
- N 3 O – Robbie White, ETSU  
D – Gary Zingler, ETSU
- N 10 O – Mitch Fontenot, UTC  
D – David McCrary, UTC
- N 17 O – John Settle, APP  
D – Phillip Aldridge, UTC

1985

- S 7 O – John Settle, APP  
D – Glenn Richardson, UTC
- S 14 O – Tim Sanders, APP  
D – Todd Brown, MAR
- S 21 O – John Settle, APP  
D – Dino Hackett, APP
- S 28 O – Bobby Lamb, FUR  
D – Dino Hackett, APP
- O 5 O – Alan Evans, UTC  
D – John Ceglie, MAR
- O 12 O – Bobby Lamb, FUR  
D – Mike Mayo, VMI
- O 19 O – Brian Jager, FUR  
D – Phillip Aldridge, UTC
- O 26 O – Al Comer, VMI  
D – Dino Hackett, APP
- N 2 O – Tim Couch, UTC  
D – Joel Thompson, CIT
- N 9 O – John Settle, APP  
D – Dino Hackett, APP
- N 16 O – Tim Couch, UTC  
D – Chris Melick, APP
- N 23 O – Bobby Lamb, FUR  
D – Dino Hackett, APP

1986

- S 6 O – John Settle, APP  
D – Jeff Blankenship, FUR
- S 13 O – Willie Perkins, WCU  
D – Darryl Gardner, FUR
- S 20 O – Herman Jacobs, ETSU  
D – Tim Stepp, FUR
- S 27 O – Keith Moore, FUR  
D – Darryl Gardner, FUR
- O 4 O – John Settle, APP  
D – Rick Harris, ETSU
- O 11 O – David Brown, VMI  
D – Kenny Blacknell, APP
- O 18 O – Tony Petersen, MAR  
D – Everett Spellman, WCU
- O 25 O – John Settle, APP  
D – Kenny Peebles, WCU
- N 1 O – Mike Barber, MAR  
D – Stan Hall, MAR
- N 8 O – John Settle, APP  
D – Junior Jackson, UTC
- N 15 O – Kirk Roach, WCU  
D – Albert English, ETSU
- N 22 O – Mark Stock, VMI  
D – Darryl Gardner, FUR

1987

- S 5 O – Jeff Morgan, ETSU  
D – David Freeland, APP
- S 12 O – Chris Speaks, FUR  
D – Jerome Merrill, UTC
- S 19 O – Tony Petersen, MAR  
D – J.D. Cauthen, CIT
- S 26 O – Stan Nix, UTC

- O 3 D – Scott Arant, WCU  
O – John Bagwell, FUR
- O 10 D – Julius Dixon, FUR  
O – Tony Petersen, MAR  
D – Kelly Smith, FUR
- O 17 O – Mark Smith, WCU  
D – Reggie Solomon, UTC
- O 24 O – Tim Sanders, APP  
D – Leonard Lee, APP
- O 31 O – Tommy Burriss, CIT  
D – Mark Snyder, MAR
- N 7 O – Jeff Morgan, ETSU  
D – Anthony Downs, APP
- N 14 O – Tony Petersen, MAR  
D – Ken Green, MAR
- N 21 O – Steve Colwell, UTC  
D – Everett Spellman, WCU

In 1988, the Southern Conference began honoring a freshman of the week in addition to the offensive and defensive players of the week.

1988

- S 3 O – Bobby Fuller, APP  
D – Rick Harris, ETSU  
F – Dewey Klein, MAR
- S 10 O – Gene Brown, CIT  
D – Willie Greenway, UTC  
F – Mark Williams, ETSU
- S 17 O – Darryl Jackson, WCU  
D – Geno Segars, WCU  
F – Dewey Klein, MAR
- S 24 O – Gene Brown, CIT  
D – Troy Boeck, UTC  
F – Michael Bryant, MAR
- O 1 O – Gene Brown, CIT  
D – Mike Lowman, UTC  
F – Jackie Washington, UTC
- O 8 O – John Gregory, APP  
D – Mike Frier, MAR  
F – Scott Council, VMI
- O 15 O – Mike Barber, CIT  
D – Pete Long, CIT  
F – Michael Bryant, MAR
- O 22 O – Sean Doctor, MAR  
D – Nick McKnight, MAR  
F – Rocky Clay, APP
- O 29 O – Frankie DeBusk, FUR  
D – Jeff Barnes, VMI  
F – Dewey Klein, MAR
- N 5 O – Adrian Johnson, CIT  
D – Jeff Blankenship, FUR  
F – Lance Redding, APP
- N 12 O – Gene Brown, CIT  
D – Jeff Blankenship, FUR  
F – Vince Carelli, UTC
- N 19 O – Bobby Fuller, APP  
D – Wayne Purcell, VMI  
F – Scott Council, VMI

1989

- S 2 O – John Gregory, MAR  
D – Larry Huffman, MAR  
F – D.J. Campbell, APP
- S 9 O – Ritchie Melchor, APP  
D – Keith Collins, APP  
F – Harold Alexander, APP
- S 16 O – George Searcy, ETSU  
D – Terrell Wagner, WCU  
F – Tony Scales, VMI
- S 23 O – James Roberts, UTC  
D – Junior Jackson, UTC  
F – James Roberts, UTC
- S 30 O – George Searcy, ETSU  
D – Junior Jackson, UTC  
F – Anthony Smith, APP
- O 7 O – Frankie DeBusk, FUR  
D – Gary Dandridge, APP  
F – Al Ellis, APP
- O 14 O – George Searcy, ETSU  
D – Chris Roper, FUR  
F – James Roberts, UTC
- O 21 O – John Gregory, MAR  
D – Junior Jackson, UTC  
F – James Roberts, UTC
- O 28 O – Ritchie Melchor, APP

# PLAYERS OF THE WEEK



- N 4** D – Kelly Fletcher, FUR  
F – D.J. Campbell, APP  
O – D.J. Campbell, APP  
D – Kevin Kendrick, FUR  
F – D.J. Campbell, APP
- N 11** O – John Gregory, MAR  
D – Raymond Flowers, VMI  
F – Raymond Flowers, VMI
- N 18** O – Frankie DeBusk, FUR  
D – Dwayne Pelham, APP  
F – Dewayne Arkadie, VMI
- 1990**
- S 1** O – Michael Payton, MAR  
D – Donahue Stephenson, MAR  
F – Butch Jennings, VMI
- S 8** O – Jack Douglas, CIT  
D – J.J. Davis, CIT  
F – Kevin Thigpen, WCU
- S 15** O – Tony Scales, VMI  
D – Shingo Weems, UTC  
F – Derrick Hollins, ETSU
- S 22** O – Kevin Thigpen, WCU  
D – J.J. Davis, CIT  
F – Kevin Thigpen, WCU
- S 29** O – Ricardo Clark, MAR  
D – Rico Mack, APP  
F – Donahue Stephenson, MAR
- O 6** O – Carl Tremble, FUR  
D – Brance Draine, UTC  
F – Bobby Acree, UTC
- O 13** O – Tony Scales, VMI  
D – Shingo Weems, UTC  
F – Derrick Hollins, ETSU
- O 20** O – Jack Douglas, CIT  
D – Lester Smith, CIT  
F – Maurice Kelly, ETSU
- O 27** O – Jack Douglas, CIT  
D – Kevin Kendrick, FUR  
F – Derrick Hollins, ETSU
- N 3** O – Derrick Hollins, ETSU  
D – Joe Chirico, MAR  
F – Derrick Hollins, ETSU
- N 10** O – Glen Connally, FUR  
D – Allen Edwards, FUR  
F – Shingo Weems, UTC
- N 17** O – Carl Tremble, FUR  
D – Rico Mack, APP  
F – Johnny Smith, APP
- 1991**
- 8/31** O – James Roberts, UTC  
D – Harold Alexander, APP  
F – Kerry Hayes, WCU
- S 7** O – Tony Scales, VMI  
D – Charles McGregor, MAR  
F – Tim Williams, VMI
- S 14** O – Tony Scales, VMI  
D – Steve Wilks, APP  
F – Chip Hooks, APP
- S 21** O – Shoun Habersham, UTC  
D – Jackie Washington, UTC  
F – Kerry Hayes, WCU
- S 28** O – Chip Hooks, APP  
D – Dewayne Arkadie, VMI  
F – Chip Hooks, APP
- O 5** O – Hugh Swilling, FUR  
D – Rico Mack, APP  
F – Nate Abraham, APP
- O 12** O – Michael Payton, MAR  
D – Lester Smith, CIT  
F – Chip Hooks, APP
- O 19** O – Kevin Thigpen, WCU  
D – Avery Hall, APP  
F – Kerry Hayes, WCU
- O 26** O – Kenyon Earl, UTC  
D – David Masterson, UTC  
F – Todd Donnan, MAR
- N 2** O – Jack Douglas, CIT  
D – David Brodsky, CIT  
F – Roger Johnson, MAR
- N 9** O – Michael Payton, MAR  
D – Albert Luke, UTC  
F – Roger Johnson, MAR
- N 16** O – Michael Payton, MAR  
D – Ryan Livezey, FUR

- N 23** F – Chip Hooks, APP  
O – Troy Brown, MAR  
D – David Russinko, CIT  
F – Roger Johnson, MAR
- 1992**
- S 5** O – Jerry Ellison, UTC  
D – Judson Boehmer, CIT  
F – Pat Crust, ETSU
- S 12** O – Troy Brown, MAR  
D – Lester Smith, CIT  
F – Chris Parker, MAR
- S 19** O – Everette Sands, CIT  
D – Shannon King, MAR  
F – Terry Tucker, VMI
- S 26** O – Everette Sands, CIT  
D – Avery Hall, APP  
F – Marlon Anderson, VMI
- O 3** O – Everette Sands, CIT  
D – Milan Sterling, FUR  
F – Gabe Berry, ETSU
- O 10** O – Michael Payton, MAR  
D – William King, MAR  
F – Willie McLain, APP
- O 17** O – Lonnie Galloway, WCU  
D – William King, MAR  
F – Wes Greenwell, WCU
- O 24** O – Craig Aiken, WCU  
D – Ahren Self, CIT  
F – Jim Richter, FUR
- O 31** O – Lonnie Galloway, WCU  
D – Julius Grant, WCU  
F – Ricky Carter, MAR
- N 7** O – Michael Payton, MAR  
D – Sean Swoope, APP  
F – Ricky Carter, MAR
- N 14** O – Carl Tremble, FUR  
D – Tom Bodine, WCU  
F – Byron Turner, MAR
- N 21** O – Carl Tremble, FUR  
D – Avery Hall, APP  
F – Marlon Anderson, VMI
- 1993**
- S 4** O – Jim Richter, FUR  
D – Andre Worrell, FUR  
F – Larry Bell, ETSU
- S 11** O – Chris Parker, MAR  
D – Alex Mash, GSU  
F – Nakia Thomas, ETSU
- S 18** O – Kenyon Earl, UTC  
D – William King, MAR  
F – Dexter Coakley, APP
- S 25** O – C.J. Haynes, CIT  
D – Dexter Coakley, APP  
F – Gerard Hardy, APP
- O 2** O – Kenyon Earl, UTC  
D – Roger Johnson, MAR  
F – Jimmy Butler, WCU
- O 9** O – Lonnie Galloway, WCU  
D – Shannon King, MAR  
F – Greg Ryan, ETSU
- O 16** O – Chris Parker, MAR  
D – Tom Bodine, WCU  
F – Shawn Lyons, CIT
- O 23** O – Charles Bostick, GSU  
D – Shannon King, MAR  
F – Tim Martin, MAR
- O 30** O – Scott Satterfield, APP  
D – Roger Johnson, MAR  
F – Damon Scott, APP
- N 6** O – Chris Parker, MAR  
D – William King, MAR  
F – Thomas Haskins, VMI
- N 13** O – Thomas Haskins, VMI  
D – Milan Sterling, FUR  
F – Braniff Bonaventure, FUR
- N 20** O – Jerry Ellison, UTC  
D – Julius Grant, WCU  
F – Greg Ryan, ETSU
- 1994**
- S 5** O – Thomas Haskins, VMI  
D – Vince Parker, MAR  
F – B.J. Cohen, MAR
- S 12** O – Chris Parker, MAR

- S 19** D – Andre Hentz, FUR  
F – Brian Edwards, ETSU  
O – Jeff Johnson, ETSU  
D – James Russell, ETSU  
F – B.J. Cohen, MAR
- S 26** O – Don Blue, APP  
D – Dexter Coakley, APP  
F – Kenny Robinson, GSU
- O 3** O – John Burton, CIT  
D – William Peebles, APP  
F – Leander Dumas, WCU
- O 10** O – Greg Ryan, ETSU  
D – Herb Streater, WCU  
F – Larry McCloud, MAR
- O 17** O – Terrance Rivers, CIT  
D – Marco Bradham, GSU  
F – Stan Sullivan, UTC
- O 24** O – Kerry Hayes, WCU  
D – Johnny Smith, APP  
F – Robb Harris, WCU
- O 31** O – Todd Donnan, MAR  
D – Mark Tate, FUR  
F – Mark Moore, FUR
- N 7** O – Aldwin Lance, APP  
D – Micah Young, CIT  
F – Quasey Vinson, UTC
- N 14** O – Todd Donnan, MAR  
D – Chip Miller, APP  
F – Brian Edwards, ETSU
- N 21** O – Thomas Haskins, VMI  
D – Craig Wasik, ETSU  
F – Brian Edwards, ETSU
- 1995**
- S 4** O – Scott Satterfield, APP  
D – Scott Belcher, CIT  
F – Stanley Myers, CIT
- S 11** O – Thomas Haskins, VMI  
D – Brad Keeney, CIT  
F – Stanley Myers, CIT
- S 18** O – Damon Scott, APP  
D – Kelly Cook, VMI  
F – Chad Pennington, MAR
- S 25** O – Braniff Bonaventure, FUR  
D – Robert Tucker, WCU  
F – Marques Stubbs, FUR
- O 2** O – Braniff Bonaventure, FUR  
D – Jason Hatcher, WCU  
F – Orlando Ruff, FUR
- O 9** O – Greg Ryan, ETSU  
D – Derrick Reeves, GSU  
F – Chad Pennington, MAR
- O 16** O – Chris Parker, MAR  
D – Thomas Haskins, VMI  
F – Dexter Coakley, APP
- O 23** O – Marrio Grier, UTC  
D – Dexter Coakley, APP  
F – Tyrone Coleman, UTC
- O 30** O – Greg Ryan, ETSU  
D – James Russell, ETSU  
F – Terence Stokes, WCU
- N 6** O – Charles Bostick, GSU  
D – B.J. Cohen, MAR  
F – Brian Hampton, UTC
- N 13** O – Damon Scott, APP  
D – Dexter Coakley, APP  
F – Joey Hall, APP
- N 20** O – Chris Parker, MAR  
D – Donnie Abraham, ETSU  
F – Chad Pennington, MAR
- 1996**
- S 1** O – Kenny Robinson, GSU  
D – Dexter Coakley, APP  
F – Carlos Locklyn, UTC
- S 8** O – Erik Thomas, MAR  
D – Eric Johnson, WCU  
F – Darius Hooks, WCU
- S 15** O – Ernest Crosby, FUR  
D – James Russell, ETSU  
F – Randy Moss, MAR
- S 22** O – Gerard Hardy, APP  
D – Shon Galloway, ETSU  
F – Brandon Walker, ETSU
- S 29** O – Josh Cole, FUR

- O 6** D – Larry McCloud, MAR  
F – Stuart Rentz, FUR  
O – Eric Kresser, MAR  
D – Dexter Coakley, APP  
F – Marq Cerqua, FUR
- O 13** O – Ernest Crosby, FUR  
D – Dexter Coakley, APP  
F – Greg Hill, GSU
- O 20** O – Thomas Haskins, VMI  
D – Gordon Fenderson, APP  
F – Randy Moss, MAR
- O 27** O – Roderick Russell, GSU  
D – Scott Belcher, CIT  
F – Brandon Walker, ETSU
- N 3** O – Damon Scott, APP  
D – Adam Walton, ETSU  
F – Randy Moss, MAR
- N 10** O – Eric Kresser, MAR  
D – Billy Lyon, MAR  
F – Randy Moss, MAR
- N 17** O – Thomas Haskins, VMI  
D – Mike Rogers, VMI  
F – Greg Hill, GSU
- N 24** O – Braniff Bonaventure, FUR  
D – Bryan Dailer, FUR  
F – Chuck Payne, APP
- 1997**
- S 6** O – Carlos Frank, CIT  
D – Mario Hankerson, ETSU  
F – Todd Wells, ETSU
- S 13** O – Brian Edwards, ETSU  
D – Chris Webb, CIT  
F – Mario Richardson, CIT
- S 20** O – Darius Hooks, WCU  
D – D.T. Tanner, GSU  
F – Daryl Skinner, APP
- S 27** O – Brent Rickman, FUR  
D – Chad Nighbert, GSU  
F – Todd Wells, ETSU
- O 4** O – Todd Wells, ETSU  
D – David Damon, UTC  
F – Daryl Skinner, APP
- O 11** O – Ernest Crosby, FUR  
D – Jay Thier, FUR  
F – Britt Gardner, CIT
- O 18** O – Gerard Hardy, APP  
D – Earl Hunter, APP  
F – Brent Rickman, FUR
- O 25** O – Roderick Russell, GSU  
D – Mario Hankerson, ETSU  
F – Keydrick Gordon, ETSU
- N 1** O – Corey Joyner, GSU  
D – Ken Byrd, APP  
F – Daryl Morrell, GSU
- N 8** O – Greg Hill, GSU  
D – Daryl Morrell, GSU  
F – Todd Wells, ETSU
- N 15** O – Stefpon Hawkins, UTC  
D – Marcus Bradley, WCU  
F – Justin Hill, FUR
- N 22** O – B.J. Adigun, ETSU  
D – Bryan Dailer, FUR  
F – Derek Russell, FUR
- 1998**
- S 5** O – Antonio Smith, CIT  
D – Arkee Thompson, GSU  
F – Adrian Peterson, GSU
- S 12** O – Adrian Peterson, GSU  
D – Chuck Payne, APP  
F – Louis Ivory, FUR
- S 19** O – Greg Hill, GSU  
D – Eric Johnson, WCU  
F – Daniel Robertson, FUR
- S 26** O – Adrian Peterson, GSU  
D – Anthony Jenkins, WCU  
F – Arkee Thompson, GSU
- O 3** O – Daniel Jeremiah, APP  
D – Richie Jackson, FUR  
F – Will Bouton, FUR
- O 10** O – Daryl Skinner, APP  
D – Marcus Johnson, CIT  
F – Aaron Mitchell, VMI
- O 17** O – Stanley Myers, CIT  
D – Arkee Thompson, GSU



- O 24** F – Adrian Peterson, GSU  
O – Adrian Peterson, GSU  
D – DeNorrise Burton, WCU
- F – Aaron Mitchell, VMI
- O 31** O – Brad Hoover, WCU  
D – Kevin Peterson, ETSU  
F – Adrian Peterson, GSU
- N 7** O – Greg Hill, GSU  
D – Eric Davis, GSU  
F – Adrian Peterson, GSU
- N 14** O – Terrence McCall, APP  
D – Marcus Johnson, CIT  
F – Travis Wilson, WOF
- N 21** O – Brad Hoover, WCU  
D – Brett Chappell, WCU  
F – Travis Wilson, WOF

**1999**

- S 4** O – Chris Sanders, UTC  
D – Cody Goodwin, UTC  
F – Joe Patrick, APP
- S 11** O – Karim Razzak, APP  
D – Corey Hall, APP  
F – Anthony Williams, GSU
- S 18** O – Adrian Peterson, GSU  
D – Will Bouton, FUR  
F – Jesse McCoy, WOF
- S 25** O – Adrian Peterson, GSU  
D – Ben Dae, WOF  
F – Billy Napier, FUR
- O 2** O – Adrian Peterson, GSU  
D – Tim Ramseur, APP  
John Keith, FUR  
F – Jesse McCoy, WOF  
Matthew Kluk, VMI
- O 9** O – Louis Ivory, FUR  
D – Walter Booth, FUR  
F – David Young, GSU
- O 16** O – Carlos Locklyn, UTC  
D – Corey Hall, APP  
F – Jesse McCoy, WOF
- O 23** O – Chris Sanders, UTC  
Carlos Locklyn, UTC  
Louis Ivory, FUR  
D – Dean Kelley, CIT  
F – Mike Ward, GSU
- O 31** O – Justin Hill, FUR  
D – Hondre McNeil, WOF  
F – Jesse McCoy, WOF
- N 7** O – Greg Hill, GSU  
D – Justin Seaverns, APP  
F – Josh Cain, UTC
- N 15** O – Justin Hill, FUR  
D – John Keith, FUR  
F – David Young, GSU
- N 22** O – Chris Sanders, UTC  
D – Richie Jackson, FUR  
F – Michael Banks, WCU

**2000**

- S 2** O – Louis Ivory, FUR  
D – Will Bouton, FUR  
F – Tim Turner, ETSU
- S 9** O – David Rivers, WCU  
D – Marcus Ellerbe, UTC  
F – Lamont Seward, WCU
- S 16** O – Cos DeMatteo, UTC  
D – Denny Haywood, CIT  
F – Corey Carter, ETSU
- S 23** O – J.R. Revere, GSU  
D – Justin Fryer, WCU  
F – Brandon Poole, FUR
- S 30** O – Louis Ivory, FUR  
O – Adrian Peterson, GSU  
D – Du'Shon Martin, APP  
F – Scooter Johnson, CIT
- O 7** O – Joe Burchette, APP  
D – Freddie Pesqueira, GSU  
F – Fred Boateng, WCU
- O 14** O – David Rivers, WCU  
D – Josh Cooper, FUR  
F – Lamont Seward, WCU
- O 21** O – Todd Wells, ETSU  
D – Rahim El Amin, ETSU  
D – Justin Fryer, WCU  
F – Lamont Seward, WCU

- O 28** O – Matt Vick, UTC  
D – Brian Bodor, WOF  
F – Lamont Seward, WCU
- N 4** O – Louis Ivory, FUR  
D – Will Bouton, FUR  
F – Shaun Fogle, WOF
- N 11** O – Joe Burchette, APP  
O – Joey Gibson, VMI  
D – Will Bouton, FUR  
D – Josh Jeffries, APP  
F – Danny Marshall, FUR
- N 18** O – Louis Ivory, FUR  
O – Chris Sanders, UTC  
D – Kevin Hudson, WOF  
F – Lamont Seward, WCU

**2001**

- S 3** O – Adrian Peterson, GSU  
D – Justin Fryer, WCU  
F – Mazzie Drummond, CIT
- S 10** O – Adrian Peterson, GSU  
D – Josh Jeffries, APP  
F – Victor Cabral, GSU
- S 24** O – Fred Boateng, WCU  
D – Robert Mathis, WOF  
F – Johnathan Woodman, GSU
- O 1** O – Louis Ivory, FUR  
D – Kevin Howard, CIT  
F – Titus Green, VMI
- O 8** O – J.R. Revere, GSU  
D – Will Bouton, FUR  
F – Isaac West, FUR
- O 15** O – Michael Banks, WCU  
D – Derik Screen, VMI  
F – Kwento Ikuezunma, UTC
- O 22** O – Joe Burchette, APP  
D – Travis Stephens, CIT  
F – Jermane Little, APP
- O 29** O – Jimmy Watkins, APP  
D – Chase Corn, WOF  
F – Gerald Sensabaugh, ETSU
- N 5** O – Adrian Peterson, GSU  
D – Josh Cain, UTC  
F – Kevin Corley, CIT
- N 12** O – Maurice Murphy, CIT  
D – Tyler Unzicker, UTC  
F – Jonathan Lyles, APP
- N 19** O – Billy Napier, FUR  
D – Josh Cooper, FUR  
F – Tyler Norman, WCU
- N 26** O – Charles McNeill, UTC  
D – Josh Cain, UTC  
F – Cedrick Ritter, FUR

**2002**

- S 2** O – Jeff Zolman, WOF  
D – Rod Dunlap, WCU  
F – Donnie Johnston, VMI
- S 9** O – Joey Gibson, VMI  
D – David Young, GSU  
F – Jermaine Austin, GSU
- S 16** O – Billy Napier, FUR  
D – Cliff Washburn, CIT  
F – Brad West, APP
- S 23** O – Jesse McCoy, WOF  
D – Montreal Harkley, ETSU  
F – Jim Thurman, WOF
- S 30** O – Joe Burchette, APP  
D – Josh Jeffries, APP  
F – Jermaine Austin, GSU
- O 7** O – Jesse McCoy, WOF  
D – Josh Cain, UTC  
F – Jim Thurman, WOF
- O 14** O – Chaz Williams, GSU  
D – Josh Jeffries, APP  
F – Gary Price, VMI
- O 21** O – Chaz Williams, GSU  
D – Lamar Beam, ETSU  
F – Sean Mizzer, VMI
- O 28** O – Manny DeShauteurs, WCU  
D – Roland Harris, WOF  
F – Gabriel Jackson, WOF
- N 4** O – Jesse McCoy, WOF  
D – Scott Cornatzer, APP  
F – Sean Mizzer, VMI
- N 11** O – Chaz Williams, GSU

- N 18** D – Anthony Jones, WOF  
F – Richie Williams, APP  
O – Billy Napier, FUR  
D – Chris Walsh, VMI  
F – Jermaine Austin, GSU
- N 25** O – Jeff Klein, CIT  
D – Rodney Johnson, FUR  
F – William Freeman, FUR

**2003**

- S 1** O – Ern Mills, CIT  
D – Cam Newton, FUR  
F – Chad Nkang, Elon
- S 8** O – Jermaine Austin, GSU  
D – Teddie Whitaker, WOF  
F – Carl Meadows, ETSU
- S 15** O – Gaven Varner, ETSU  
D – Allen Davis, ETSU  
Mike Warren, Elon
- S 22** F – Carl Meadows, ETSU  
O – Brian Gaither, WCU  
D – William Freeman, FUR  
F – Kevious Johnson, WOF
- S 29** O – Lamont Seward, WCU  
D – James Burchett, GSU  
F – Mike Cullen, ETSU
- O 6** O – J.R. McNair, WOF  
Alonzo Nix, UTC  
D – Timmy Thrift, WOF  
F – Alan Atwater, APP
- O 13** O – Trey Hunter, GSU  
D – K.T. Stovall, APP  
F – Nicholas Wishart, WCU
- O 20** O – Nehemiah Broughton, CIT  
D – Tony Tiller, ETSU  
F – Corey Lynch, APP
- O 27** O – Vinnie Miroth, UTC  
D – Teddie Whitaker, WOF  
F – Josh Stepp, FUR
- N 3** O – Jermaine Austin, GSU  
D – Matt Nelson, WOF  
F – Alan Atwater, APP
- N 10** O – Sean Holland, GSU  
D – Sam Smalls, APP  
F – Kevious Johnson, WOF
- N 17** O – Gaven Varner, ETSU  
Ern Mills, CIT  
D – K.T. Stovall, APP  
F – Carl Meadows, ETSU
- N 24** O – Gaven Varner, ETSU  
Bo Moore, FUR

- D – Nick McNeil, WCU  
F – Carl Meadows, ETSU

**2004**

- S 6** O – Ingle Martin, FUR  
D – Travis Hill, WCU  
F – Scott Beckler, FUR
- S 13** O – Richie Williams, APP  
D – Cam Newton, FUR  
F – Antonio Miller, UTC
- S 20** O – Richie Williams, APP  
D – William Freeman, FUR  
F – Kye Hamilton, Elon
- S 27** O – Jermaine Austin, GSU  
D – William Freeman, FUR  
F – Brian Kemp, WOF
- O 4** O – Chaz Williams, GSU  
D – Jeremy Wiggins, APP  
F – Trey Elder, APP
- O 11** O – Richie Williams, APP  
D – Dwayne Ijames, Elon  
F – Cedrick Gipson, FUR
- O 18** O – John Taylor, Elon  
D – Lee Basinger, WOF  
F – Jeremy Foster, GSU
- O 25** O – DaVon Fowlkes, APP  
D – Greg McConico, UTC  
F – Montrell Lee, CIT
- N 1** O – Cedric Stevens, UTC  
D – Travis Hill, WCU  
F – Jayson Foster, GSU
- N 8** O – DaVon Fowlkes, APP  
D – William Freeman, FUR  
F – Jerome Felton, FUR
- N 15** O – Isaac West, FUR  
D – Bruce Lee, WCU  
F – Andrew Jones, FUR
- N 22** O – Ingle Martin, FUR  
D – Justin Franklin, WOF  
F – Cedrick Gipson, FUR

**2005**

- S 5** O – Jermaine Austin, GSU  
D – Jeff Phillips, UTC  
F – Zach McAlister, Elon
- S 12** O – Darius Fuge, WCU  
D – Larry White, UTC  
F – Chris Tommie, WOF
- S 19** O – Kevin Richardson, APP  
D – Katon Bethay, WOF  
F – Zach McAlister, Elon



Elon quarterback Scott Riddle took six weekly honors in 2007, earning three SoCon offensive player of the week awards and three freshman of the week awards.

# PLAYERS OF THE WEEK

- S 26** O – Richie Williams, APP  
D – Marques Murrell, APP  
F – Joel Bell, FUR
- O 3** O – Ingle Martin, FUR  
D – Porter Johnson, CIT  
F – Matt Wise, GSU
- O 10** O – Richie Williams, APP  
D – William Freeman, FUR  
F – Dedrick Bynam, GSU
- O 17** O – Kevin Richardson, APP  
D – Chad Nkang, Elon  
F – Joe Baptiste, Elon
- O 24** O – Richie Williams, APP  
D – Carlton Bailey, WCU  
F – Larry Beard, GSU
- O 31** O – Richie Williams, APP  
Eldra Buckley, UTC  
Jayson Foster, GSU  
D – Andrew Rowell, CIT  
F – Jarvis Newson, UTC
- N 7** O – Eldra Buckley, UTC  
D – William Freeman, FUR  
F – Brandon Williams, FUR
- N 14** O – Richie Williams, APP  
D – Marques Murrell, APP  
F – Ben Carnell, CIT
- N 21** O – Ingle Martin, FUR  
D – Porter Johnson, CIT  
F – Dane Romero, WOF

### 2006

- S 4** O – Eldra Buckley, UTC  
D – Chad Nkang, Elon  
F – Jordan Sorrells, FUR
- S 11** O – Chris Covington, GSU  
D – Pierre Banks, APP  
F – Karlos Sullivan, Elon
- S 18** O – Renaldo Gray, FUR  
D – Chris Johnson, UTC  
F – Gary Tharrington, APP
- S 25** O – Jerome Felton, FUR  
D – Jeremy Wiggins, APP  
F – Armanti Edwards, APP
- O 2** O – Duran Lawson, CIT  
D – Corey Weaver, Elon  
F – Armanti Edwards, APP
- O 9** O – Wes Pope, Elon  
D – Jeremy Wiggins, APP  
F – Armanti Edwards, APP
- O 16** O – Travis Clark, GSU  
D – Corey Lynch, APP  
F – Jordan Sorrells, FUR
- O 23** O – Tory Cooper, CIT

- D – Chris Camacho, UTC  
F – Armanti Edwards, APP  
Jordan Sorrells, FUR
- O 30** O – Kevin Richardson, APP  
D – Corey Lynch, APP  
James Gonsoulin, WOF  
F – Nolan Ward, Elon
- N 5** O – Kevin Richardson, APP  
Michael Hobbs, WOF  
D – Chad Nkang, Elon  
F – Erroll Wynn, UTC
- N 12** O – Tory Cooper, CIT  
D – Chad Nkang, Elon  
F – Armanti Edwards, APP
- N 19** O – Duran Lawson, CIT  
D – Kevin Adleman, WOF  
F – Andre Roberts, CIT  
Ron Flott, WOF

*In 2007, the Southern Conference added a special teams player of the week to the list of honorees each week.*

### 2007

- S 3** O – Armanti Edwards, APP  
D – Corey Lynch, APP  
S – Patrick Mugan, WOF  
F – Scott Riddle, Elon
- S 10** O – Jayson Foster, GSU  
Trey Elder, APP  
D – Gary Blount, WCU  
S – Johnathan Synovec, CIT  
F – Scott Riddle, Elon
- S 17** O – Jayson Foster, GSU  
D – Anthony Williams, APP  
S – Jonathan Parsons, WCU  
F – Zeke Rozier, GSU
- S 24** O – Terrell Hudgins, Elon  
D – Dan Tavani, WOF  
S – Jonathan Parsons, WCU  
Craig Camay, UTC  
F – E.J. Webb, GSU
- O 1** O – Kevin Richardson, APP  
Kevious Johnson, WOF  
D – Quinton Phillips, WCU  
S – Michael Mayers, Elon  
F – Chris Teal, GSU
- O 8** O – Scott Riddle, Elon  
D – Thomas Twitty, FUR  
S – Jesse Hartley, GSU  
F – Adam Hearn, WCU
- O 15** O – Duran Lawson, CIT  
D – Chris Camacho, UTC



*Appalachian State punter/place kicker Sam Martin earned special teams player of the week honors twice in 2010.*

- O 22** S – Andrew Wilcox, Elon  
F – Mike Brown, FUR  
O – Scott Riddle, Elon  
D – Quinton Phillips, WCU  
S – Mike Adams, CIT  
F – Billy Lowe, GSU
- O 29** O – Scott Riddle, Elon  
D – Corey Lynch, APP  
S – Jesse Hartley, GSU  
F – Marquel Pittman, WCU
- N 5** O – Armanti Edwards, APP  
Jayson Foster, GSU  
D – William Middleton, FUR  
S – Jesse Hartley, GSU  
F – Scott Riddle, Elon
- N 12** O – Kevin Richardson, APP  
D – Julian Hicks, FUR  
S – Sean Lees, WOF  
F – Bart Blanchard, CIT
- N 19** O – Renaldo Gray, FUR  
D – D.J. Smith, APP  
S – Mike Adams, CIT  
F – Brandon Wiggins, Elon

### 2008

- S 1** O – Dane Romero, WOF  
D – Jacque Roman, APP  
S – Andre Roberts, CIT  
F – Asheton Jordan, CIT
- S 8** O – Robert Welton, APP  
D – Brandon Williams, FUR  
S – Karlos Sullivan, Elon  
F – Mitch Allen, WOF
- S 15** O – Antonio Henton, GSU  
D – Quintin Phillips, WCU  
S – Bo Williamson, Elon  
F – A.J. Harris, Elon
- S 22** O – Terrell Hudgins, Elon  
D – Reggie Rice, CIT  
S – Andrew Wilcox, Elon  
F – Quan Warley, WCU
- S 29** O – Devin Radford, APP  
D – Seth Goldwire, WOF  
S – Andrew Wilcox, Elon  
F – Demarcus Watts, GSU
- O 6** O – Armanti Edwards, APP  
D – Cortez Gilbert, APP  
S – Bob Hooper, SAM  
F – Dustin Taliaferro, SAM
- O 13** O – Armanti Edwards, APP  
D – D.J. Smith, APP  
S – Andrew Wilcox, Elon  
F – Zack Jaynes, WCU
- O 20** O – Armanti Edwards, APP  
D – William Middleton, FUR  
S – Raja Andrews, GSU  
F – Jamal Shuman, Elon
- O 27** O – Chris Evans, SAM

- D – Patrick Hatcher, SAM  
S – Patrick Bolen, GSU  
F – Quan Warley, WCU
- N 3** O – Armanti Edwards, APP  
D – Mark LeGree, APP  
S – Blake Cain, WCU  
F – Brian Quick, APP
- N 10** O – Dane Romero, WOF  
D – Andy Davis, SAM  
S – Bob Hooper, SAM  
F – Dustin Taliaferro, SAM
- N 17** O – Lee Chappell, GSU  
D – Dion Dubose, GSU  
S – Andre Roberts, CIT  
F – Terrell Dallas, CIT
- N 24** O – DeAndre Presley, APP  
D – Adrian McLeod, WCU  
S – Ashton Jordan, CIT  
F – DeAndre Presley, APP

### 2009

- S 7** O – Jordan Sorrells, FUR  
D – Joseph Boateng, CIT  
S – Lance Camp, Elon  
F – Jamere Valentine, GSU
- S 14** O – Jamal Shuman, Elon  
D – Max Lerner, FUR  
S – Craig Camay, UTC  
F – Chris Awuah, UTC
- S 21** O – Bryan Fitzgerald, UTC  
D – Ryan Consiglio, UTC  
S – Mike Hammons, UTC  
F – SeQuan Stanley, WOF
- S 28** O – Scott Riddle, Elon  
Bart Blanchard, CIT  
D – D.J. Smith, APP  
S – Matthew Cesari, FUR  
F – Ryan Consiglio, UTC
- O 5** O – Terrell Hudgins, Elon  
D – Kadarron Anderson, FUR  
S – Adrian Mora, GSU  
F – Van Dyke Jones, CIT
- O 12** O – Devon Moore, APP  
D – Josh Beard, UTC  
S – Bob Hooper, SAM  
F – Adam Shreiner, Elon
- O 19** O – Armanti Edwards, APP  
D – Mark LeGree, APP  
S – Jason Vitaris, APP  
F – Dion Wilson, WCU
- O 26** O – Miguel Starks, CIT  
D – Karlos Sullivan, Elon  
S – A.J. Harris, Elon  
F – Van Dyke Jones, CIT
- N 2** O – Armanti Edwards, APP  
D – Cortez Allen, CIT  
S – Adam Shreiner, Elon  
F – Tommy Edwards, CIT



*Future NFL player Andre Roberts of The Citadel earned freshman of the week honors twice in 2008.*



- N9 O – Brandon Newsome, Elon  
D – Bryce Smith, SAM  
S – Trent Hawk, FUR  
F – Michael Johnson, WCU
- N16 O – Chris Evans, SAM  
D – Mark LeGree, APP  
S – Craig Camay, UTC  
F – Joshua Williams, UTC
- N23 O – Jordan Sorrells, FUR  
D – Nathan Wade, FUR  
S – Bob Hooper, SAM  
F – Michael Johnson, WCU

**2010**

- S6 O – DeAndre Presley, APP  
D – Brandon Wiggins, Elon  
S – Adrian Mora, GSU  
F – Matt Thompson, CIT
- S13 O – Brian Quick, APP  
D – Ryan Consiglio, UTC  
S – Mike Hammons, UTC  
F – Quin Roberson, SAM
- S20 O – Joel Bradford, UTC  
Adam Mims, FUR  
D – Torez Jones, WCU  
S – Jason Vitaris, APP  
F – Shawn Boone, FUR
- S27 O – DeAndre Presley, APP  
D – Laron Scott, GSU  
S – Sam Martin, APP  
F – Kadeem Wise, UTC
- O4 O – Eric Breitenstein, WOF  
D – Adam Hearn, WCU  
S – Cameron Yaw, SAM  
F – Brandon Pechloff, WCU
- O11 O – DeAndre Presley, APP  
D – Jamael Lett, SAM  
S – Cass Couey, CIT  
F – Keon Williams, UTC
- O18 O – DeAndre Presley, APP  
D – Ryan Steed, FUR  
S – Donovan Johnson, WOF  
F – Ray Early, FUR
- O25 O – Joel Bradford, UTC  
D – Jabari Fletcher, APP  
S – Mike Rucker, WOF  
F – Deja Alexander, WCU
- N1 O – A.J. Harris, Elon  
D – Jabari Fletcher, APP  
S – Sam Martin, APP  
F – Brandon Brant, Elon
- N8 O – Eric Breitenstein, WOF  
D – Ameet Pall, WOF  
S – Brian Sutherland, UTC  
F – Robert Brown, GSU
- N15 O – Devon Moore, APP  
D – Brent Russell, GSU  
S – Jason Vitaris, APP  
F – Robert Brown, GSU
- N22 O – Scott Riddle, Elon  
D – Demetrius Jackson, CIT  
S – Cameron Yaw, SAM  
F – Ben Dupree, CIT

**2011**

- S5 O – Jerodis Williams, FUR  
D – Alvin Scioneaux, WOF  
F – Deion Stanley, GSU  
S – Sam Martin, APP
- S12 O – Joel Bradford, UTC  
D – Wes Dothard, UTC  
F – Shaun Warren, WCU  
S – Chas Short, FUR
- S19 O – Aaron Mellette, FUR  
D – Wes Dothard, UTC  
F – Marquis Green, UTC  
S – Sam Martin, APP
- S26 O – Chris Forcier, FUR  
D – Jeremy Kimbrough, APP  
F – Ezayi Youyou, GSU  
S – Adam Shreiner, Elon
- O3 O – Chris Forcier, FUR  
D – Rod Harland, CIT  
F – Dominique Swope, GSU  
S – George Richardson, WCU
- O10 O – Robert Brown, GSU

- D – Alvin Hines, SAM  
F – Terrell Robinson, UTC  
S – Brenton Bersin, WOF
- O17 O – Fabian Truss, SAM  
D – Corey White, SAM  
F – Terrell Robinson, UTC  
S – Adrian Mora, GSU
- O24 O – Jerodis Williams, FUR  
D – Wes Dothard, UTC  
F – Terrell Robinson, UTC  
S – Travaris Cadet, APP
- O31 O – Eric Breitenstein, WOF  
D – Mitch McGrath, FUR  
F – Ronald Blair, APP  
S – Fabian Truss, SAM
- N7 O – Chris Forcier, FUR  
D – Josh Williams, UTC  
F – Deion Stanley, GSU  
S – Joel Bradford, UTC
- N14 O – Thomas Wilson, Elon  
D – Joshua Jones, Elon  
F – Dominique Swope, GSU  
S – Drew Stewart, APP
- N21 O – Aaron Mellette, Elon  
D – Ryan Consiglio, UTC  
F – Dominique Swope, GSU  
S – Laron Scott, GSU

**2012**

- S3 O – Eric Breitenstein, WOF  
D – Chris Billingslea, CIT  
F – Troy Mitchell, WCU  
S – Sam Martin, APP
- S10 O – Jamal Jackson, APP  
D – Jaquiski Tartt, SAM  
F – Reese Hannon, FUR  
S – Thomas Warren, CIT
- S17 O – Ben Dupree, CIT  
D – Carson Smith, CIT  
F – Michael Weimer, WOF  
S – Fabian Truss, SAM
- S24 O – Fabian Truss, SAM  
D – Brandon Grier, APP  
F – James Bradberry, SAM  
S – Alex Hanks, GSU
- O1 O – Eric Breitenstein, WOF  
D – Kadeem Wise, UTC  
F – Sean Price, APP  
S – Jerodis Williams, FUR
- O8 O – Jamal Jackson, APP  
D – Jaquiski Tartt, SAM  
F – James Dean, GSU  
S – Ray Early, FUR
- O15 O – Dominique Swope, GSU  
D – Rock Williams, WCU  
F – Jacob Huesman, UTC

- S – Sam Martin, APP
- O22 O – Thomas Wilson, Elon  
D – Tarek Odum, WOF  
F – Troy Mitchell, WCU  
S – Tony Washington, APP
- O29 O – Steven Miller, APP  
D – Marcus McMorris, FUR  
F – Jacob Huesman, UTC  
S – Kasey Redfern, WOF
- N5 O – Sean Price, APP  
D – Troy Sanders, APP  
F – Sean Price, APP  
S – Cameron Yaw, SAM
- N12 O – Jerick McKinnon, GSU  
D – Derek Douglas, CIT  
F – Kevin Ellison, UTC  
S – Sam Martin, APP
- N19 O – Jacob Huesman, UTC  
D – Alvin Scioneaux, WOF  
F – Jacob Huesman, UTC  
S – Nick Pollard, UTC

**2013**

- S2 O – Dominique Swope, RB, GSU  
D – Jaquiski Tartt, DB, SAM  
F – John Law, LB, APP  
S – Fabian Truss, KR/RB, SAM
- S9 O – Keon Williams, RB, UTC  
D – Justin Shade, LB, SAM  
F – B.J. Bennett, RB, Elon  
S – Bentlee Critcher, P, APP
- S16 O – Keon Williams, RB, UTC  
D – Josh Kimberlin, DB, SAM  
F – Kevin Ellison, QB, GSU  
S – Jairus Hollman, DB, FUR
- S23 O – Ben Dupree, QB, CIT  
D – John Law, LB, APP  
F – Marcus Cox, RB, APP  
S – David Petroni, P, Elon
- S30 O – Andy Summerlin, QB, SAM  
D – T.J. Warren, LB, FUR  
F – Marcus Cox, RB, APP  
S – Younghoe Koo, PK, GSU
- O7 O – Andy Summerlin, QB, SAM  
D – Chandler Wrightenberry, DB, Elon  
F – Duncan Fletcher, QB, FUR  
S – Thomas Warren, PK, CIT
- O14 O – Jerick McKinnon, QB, GSU  
D – Davis Tull, DL, UTC  
F – Kevin Ellison, QB, GSU  
S – Kasey Redfern, PK/P, WOF
- O21 O – Michael Weimer, QB, WOF  
D – Wes Dothard, LB, UTC  
F – Marcus Cox, RB, APP  
S – Ray Early, PK/P, FUR
- O28 O – Kameron Bryant, QB, APP

- D – Muhasibi Wakeel, LB, UTC  
F – Garry Lewis, RB, WCU  
S – Richard Sigmon, PK/P, WCU
- N4 O – Jacob Huesman, QB, UTC  
D – Ira McCune, DE, FUR  
F – Marcus Cox, RB, APP  
S – Ray Early, PK/P, FUR
- N11 O – Ben Dupree, QB, CIT  
D – Marcus McMorris, LB, FUR  
F – Nakevion Leslie, LB, UTC  
S – Nick Pollard, PK/P, UTC
- N18 O – Kevin Ellison, QB, GSU  
D – Jaquiski Tartt, DB, SAM  
F – Marcus Cox, RB, APP  
S – Ray Early, PK/P, FUR
- N25 O – Andy Summerlin, QB, SAM  
D – Cory Magwood, LB, FUR  
F – Marcus Cox, RB, APP  
S – Kierre Brown, RS, Elon

**2014**

- S1 O – Troy Mitchell, QB, WCU  
D – Gary Wilkins, DL, FUR  
F – Al Cobb, QB, VMI  
S – David Marvin, P/PK, WOF
- S8 O – Darius Ramsey, RB, WCU  
D – Gary Wilkins, DL, FUR  
F – Lucas Webb, DB, UTC  
S – Jon Croft Hollingsworth, P/PK, FUR
- S15 O – Aaron Sanders, WR, VMI  
D – Daniel Riddle, LB, WCU  
F – Alex Lakes, RB, MER  
S – Tommy Hudson, WR/KR, UTC
- S22 O – Denzel Williams, RB, SAM  
D – Josh Kimberlin, DB, SAM  
F – Krondis Larry, RB, SAM  
S – Chandler Curtis, WR/KR, MER
- S29 O – Spearman Robinson, WR, WCU  
D – Davis Tull, DL, UTC  
F – Chandler Curtis, WR/KR, MER  
S – Tommy Hudson, WR/KR, UTC
- O6 O – Jacob Huesman, QB, UTC  
D – Mitchell Jeter, DE, CIT  
F – P.J. Blazejowski, QB, FUR  
S – Chandler Curtis, WR/KR, MER
- O13 O – Aaron Miller, QB, CIT  
D – Christon Gill, LB, WCU  
F – Cam Jackson, RB, CIT  
S – Detrez Newsome, RB/KR, WCU
- O20 O – Spearman Robinson, WR, WCU  
D – Jaleel Lorquet, DB, WCU  
F – Al Cobb, QB, VMI  
S – Henrique Ribeiro, K, UTC
- O27 O – Jacob Huesman, QB, UTC  
D – Trey Morgan, DB, WCU  
F – Detrez Newsome, RB, WCU  
S – Deion Pierre, LB, SAM
- N3 O – Keon Williams, RB, UTC  
D – Dee Delaney, DB, CIT  
F – Al Cobb, QB, VMI  
S – Henrique Ribeiro, K, UTC
- N10 O – Aaron Miller, QB, CIT  
D – Justin Cooper, LB, SAM  
F – P.J. Blazejowski, QB, FUR  
S – Nick Pollard, P, UTC
- N17 O – Troy Mitchell, QB, WCU  
D – Justin Cooper, LB, SAM  
F – P.J. Blazejowski, QB, FUR  
S – Greg Peranich, P, SAM
- N25 O – Jacob Huesman, QB, UTC  
D – Malik Diggs, DB, CIT  
F – Al Cobb, QB, VMI  
S – Greg Peranich, P, SAM

In 2015, the Southern Conference began honoring offensive, defensive and special teams performers each week.

**2015**

- S7 O – Michael Eubank, QB, SAM  
D – Tevin Floyd, LB, CIT  
S – Henrique Ribeiro, P/PK, UTC
- S14 O – John Russ, QB, MER  
D – Justin Cooper, LB, SAM  
S – Dillon Christopher, PK, VMI
- S21 O – Jacob Huesman, QB, UTC



Mercer's Chandler Curtis was honored three times in 2014, taking special teams player of the week honors twice and freshman of the week honors once.

- D – Trey Robinson, S, FUR
- S – Jon Croft Hollingsworth, P/PK, FUR
- S 28** O – Jacob Huesman, QB, UTC
- O – Keionta Davis, DL, UTC
- S – Brian Ross, DE, FUR
- O 5** O – Detrez Newsome, RB, WCU
- D – Drake Michaelson, LB, WOF
- S – Logan Howard, PK, WCU
- O 12** O – Michael Eubank, QB, SAM
- D – Tevin Floyd, LB, CIT
- S – Henrique Ribeiro, P/PK, UTC
- O 19** O – Karel Hamilton, WR, SAM
- D – Dee Delaney, DB, CIT
- S – Henrique Ribeiro, P/PK, UTC
- O 26** O – Aaron Sanders, WR, VMI
- D – Daniel Riddle, LB, WCU
- S – Henrique Ribeiro, P/PK, UTC
- N 2** O – Jacob Huesman, QB, UTC
- D – Cory Magwood, LB, FUR
- S – Jon Croft Hollingsworth, P/PK, FUR
- N 9** O – Troy Mitchell, QB, WCU
- D – Quinlan Washington, LB, CIT
- S – Anthony Pistelli, PK, SAM
- N 16** O – Jacob Huesman, QB, UTC
- D – Zach Jackson, S, MER
- S – Anthony Pistelli, PK, SAM
- N 23** O – Tyler Renew, RB, CIT
- D – Daniel Riddle, LB, WCU
- S – Anthony Pistelli, PK, SAM

**2016**

- S 5** O – Tyler Renew, RB, CIT
- D – Jaleel Green, DB, WOF
- S – JJ Jerman, PK, ETSU
- S 12** O – Tyrie Adams, QB, WCU
- D – Dee Delaney, DB, CIT
- S – Austin Barnard, P, SAM
- S 19** O – Austin Herink, QB, ETSU
- D – Nakevion Leslie, LB, UTC
- S – DeAndre Schoultz, KR, CIT
- S 26** O – Derrick Craine, RB, UTC
- D – Ryan Francis, LB, VMI
- S – Henrique Ribeiro, P/PK, UTC
- O 3** O – Devlin Hodges, QB, SAM
- D – Joe Crochet, LB, CIT
- S – Henrique Ribeiro, P/PK, UTC
- O 10** O – Devlin Hodges, QB, SAM
- D – Montrell Pardue, DB, UTC
- S – David Marvin, P/PK, WOF
- O 17** O – Devlin Hodges, QB, SAM
- D – Nakevion Leslie, LB, UTC
- S – Cody Clark, PK, CIT
- O 24** O – Karel Hamilton, WR, SAM
- D – Kailik Williams, DB, CIT
- S – David Marvin, P/PK, WOF
- O 31** O – Detrez Newsome, RB, WCU
- D – Paul Hunter, DB, ETSU
- S – David Howerton, QB, WOF
- N 7** O – Tyler Renew, RB, CIT
- D – Keion Crossen, DB, WCU
- S – David Marvin, P/PK, WOF
- N 14** O – Devlin Hodges, QB, SAM
- D – Jonathan King, DL, CIT
- S – Lennox McAfee, RS, WOF
- N 21** O – John Russ, QB, MER
- D – Terrance Morris, LB, WOF
- S – JJ Jerman, PK, ETSU

**2017**

- S 4** O – Tyrie Adams, QB, WCU
- D – Malik Rivera, S, WOF
- S – Luke Carter, P/K, WOF
- S 11** O – Detrez Newsome, RB, WCU
- D – Devin Watson, CB, WOF
- S – Cole Fisher, K, MER
- S 18** O – Dominique Allen, QB, CIT
- D – Dylan Weigel, LB, ETSU
- S – Austin Barnard, P, SAM
- S 25** O – Tyrie Adams, QB, WCU
- D – Keion Crossen, DB, WCU
- S – JJ Jerman, K, ETSU
- O 2** O – Devlin Hodges, QB, SAM
- D – Tahjai Watt, LB, WCU
- S – Logan McCarter, WR/RS, FUR
- O 9** O – Andre Stoddard, FB, WOF
- D – Lee Bennett, LB, MER

- S – Luke Carter, P/K, WOF
- O 16** O – Brandon Goodson, QB, WOF
- D – John Brannon III, DB, WCU
- S – Jon Croft Hollingsworth, P/K, FUR
- O 23** O – Devlin Hodges, QB, SAM
- D – Omari Williams, DB, SAM
- S – Joshua Gibson, K, WCU
- O 30** O – Antonio Wilcox, RB, FUR
- D – Tae Davis, LB, UTC
- S – Victor Ulmo, K, UTC
- N 6** O – Detrez Newsome, RB, WCU
- D – Devin Watson, CB, WOF
- S – Luke Carter, P/K, WOF
- N 13** O – Tyrie Adams, QB, WCU
- D – Lee Bennett, LB, MER
- S – Chandler Curtis, WR/RS, MER
- N 20** O – Kelvin McKnight, WR, SAM
- D – Shaheed Salmon, LB, SAM
- S – Marshall Cooper, LB, UTC

**2018**

- S 3** O – Bryce Nunnally, WR, UTC
- D – Noah Dawkins, LB, CIT
- S – Mitchell Fineran, PK, SAM
- S 10** O – Bryce Nunnally, WR, UTC
- D – Aaron Harris, LB, SAM
- S – Mitchell Fineran, PK, SAM
- S 17** O – Robert Riddle, QB, MER
- D – Jared Folks, LB, ETSU
- S – Cole Fisher, PK, MER
- S 24** O – Reece Udinski, QB, VMI
- D – Marshall Cooper, LB, UTC
- S – Rod Johnson, RB/KR, CIT
- O 1** O – Tyrie Adams, QB, WCU
- D – Nasir Player, DL, ETSU
- S – DeJuan Bell, WR/RS, FUR
- O 8** O – Devlin Hodges, QB, SAM
- D – Tre'Shun Floyd, LB, SAM
- S – Mitchell Fineran, PK, SAM
- O 15** O – Harris Roberts, QB, FUR
- D – Tyree Robinson, DB, ETSU
- S – JJ Jerman, PK, ETSU
- O 22** O – Tyrie Adams, QB, WCU
- D – Ahmad Gooden, DL, SAM
- S – Grayson Atkins, P/K, FUR
- O 29** O – Tyrie Adams, QB, WCU
- D – Donovan Perryman, LB, FUR
- S – Grayson Atkins, P/K, FUR
- N 5** O – Devlin Hodges, QB, SAM
- D – Artevius Smith, DB, ETSU
- S – Grayson Atkins, P/K, FUR
- N 12** O – Brandon Rainey, QB, CIT
- D – Aron Spann III, DB, CIT
- S – Stephen Houzah, WR/RS, MER
- N 19** O – Devlin Hodges, QB, SAM
- D – Adrian Hope, BAN, FUR
- S – Will Horton, PK, WCU

**2019**

- S 2** O – Chris Oladokun, QB, SAM
- D – Marshall Cooper, LB, UTC
- S – Grayson Atkins, P/K, FUR
- S 9** O – Darren Grainger, QB, FUR
- D – Kaleb Tucker, DB, VMI
- S – Sean-Thomas Faulkner, DB, CIT
- S 16** O – Chris Oladokun, QB, SAM
- D – Braden Gilby, LB, FUR
- S – Jacob Godek, K, CIT
- S 23** O – Chris Oladokun, QB, SAM
- D – Jireh Wilson, LB, WOF
- S – Grayson Atkins, P/K, FUR
- S 30** O – Liam Welch, QB, SAM
- D – Artevius Smith, DB, ETSU
- S – Mitchell Fineran, PK, SAM
- O 7** O – Devin Wynn, TB, FUR
- D – Ty Boeck, LB, UTC
- S – Grant Clemons, K, VMI
- O 14** O – Alex Ramsey, RB, VMI
- D – Marquise Blount, LB, CIT
- S – Grant Clemons, K, VMI
- O 21** O – Joe Newman, QB, WOF
- D – Marquise Blount, LB, CIT
- S – Jacob Godek, K, CIT
- O 28** O – Joe Newman, QB, WOF
- D – Artevius Smith, DB, ETSU
- S – Grayson Atkins, P/K, FUR

- N 4** O – Donnavan Spencer, RB, WCU
- D – Sidney Otiwu, LB, MER
- S – Julian Pletz, PK, WCU
- N 11** O – Devin Wynn, TB, FUR
- D – Ty Harris, LB, WCU
- S – Grayson Atkins, P/K, FUR
- N 18** O – Quay Holmes, RB, ETSU
- D – Jayden Pauling, LB, WCU
- S – Montrell Washington, WR/KR, SAM
- N 25** O – Jakob Herres, WR, VMI
- D – Jarrod Richmond, DL, VMI
- S – Grayson Atkins, P/K, FUR

**2020-21**

- F 22** O – Quay Holmes, RB, ETSU
- D – Donovan Manuel, LB, ETSU
- S – Paxton Robertson, K, WCU
- M 1** O – Liam Welch, QB, SAM
- D – Connor Riddle, LB, VMI
- S – Gabe Boring, P, UTC
- M 8** O – Ryan Miller, TE, FUR
- D – Chris Edmonds, S, SAM
- S – Timmy Bleekrode, PK/P, FUR
- M 15** O – Donnavan Spencer, RB, WCU
- D – Chris Edmonds, S, SAM
- S – Mitchell Fineran, PK, SAM
- M 22** O – Liam Welch, QB, SAM
- D – Ty Boeck, LB, UTC
- S – Caleb Dowden, P/K, MER
- M 29** O – Jakob Herres, WR, VMI
- D – Christian Snyder, LB, UTC
- S – Tyler Keltner, K, ETSU
- A 5** O – Quay Holmes, RB, ETSU
- D – Alijah Huzzie, DB, ETSU
- S – Caleb Dowden, P/K, MER
- A 12** O – Jaylan Adams, QB, CIT
- D – Yabsyn McKee, CB, MER
- S – Yabsyn McKee, CB, MER
- A 19** O – Seth Morgan, QB, VMI
- D – Stone Snyder, LB, VMI
- S – Mitchell Fineran, PK, SAM

**2021**

- S 6** O – Hamp Sisson, QB, FUR
- D – Stephen Scott, LB, ETSU
- S – Montrell Washington, WR/KR, SAM
- S 13** O – Jacob Saylor, RB, ETSU
- D – Devonsha Maxwell, DE, UTC
- S – Timmy Bleekrode, PK/P, FUR
- S 20** O – DeMarcus Ware, RB, SAM
- D – Ty Boeck, LB, UTC
- S – Aaron Sears, PK, UTC
- S 27** O – Liam Welch, QB, SAM
- D – Stone Snyder, LB, VMI
- S – Tyler Keltner, K, ETSU
- O 4** O – Fred Davis, RB, MER
- D – Dominick Poole, CB, CIT
- S – Atkins Roberts, K/P, WOF
- O 11** O – Devin Wynn, TB, FUR
- D – Lance Wise, S, MER
- S – Jerry Rice, K, VMI
- O 18** O – Tyrell Price, RB, UTC
- D – Devonsha Maxwell, DE, UTC
- S – Zach Williams, PK, SAM
- O 25** O – Carlos Davis, QB, WCU
- D – Rashun Freeman, DB, UTC
- S – Aaron Sears, PK, UTC
- N 1** O – Rogan Wells, QB, WCU
- D – Lance Wise, S, MER
- S – Richard McCollum, PK, WCU
- N 8** O – Dominic Roberto, RB, FUR
- D – Donovan Manuel, LB, ETSU
- S – Tyler Keltner, K, ETSU
- N 15** O – Jacob Saylor, RB, ETSU
- D – Donovan Manuel, LB, ETSU
- S – Calvin Jones, WR/RS, WCU
- N 22** O – Tyler Riddell, QB, ETSU
- D – Alijah Huzzie, DB, ETSU
- S – Daquan Patten, WR/PR, WCU

**2022**

- S 5** O – Michael Hiers, QB, SAM
- D – Reuben Lowery III, DB, UTC
- S – Richard McCollum, PK, WCU
- S 12** O – Preston Hutchinson, QB, UTC
- D – Chandler Martin, LB, ETSU

- S – Colby Kintner, K, CIT
- S 19** O – Preston Hutchinson, QB, UTC
- D – Hugh Ryan, FS, FUR
- S – Ian Williams, PK, FUR
- S 26** O – Michael Hiers, QB, SAM
- D – Isaiah Richardson, DB, SAM
- S – Richard McCollum, PK, WCU
- O 3** O – Jaylan Thomas, RB, SAM
- D – Nathan East, LB, SAM
- S – Tyler Keltner, K, ETSU
- O 10** O – Jacob Saylor, RB, ETSU
- D – Isaac Dowling, LB, MER
- S – Tyler Keltner, K, ETSU
- O 17** O – Dominic Roberto, RB, FUR
- D – Michael Campbell, CB, MER
- S – Matt Sochovka, DT, FUR
- O 24** O – Michael Hiers, QB, SAM
- D – Kameron Brown, DB, UTC
- S – Zach Williams, K, SAM
- O 31** O – Jimmy Weirick, QB, WOF
- D – Hugh Ryan, FS, FUR
- S – Devron Harper, WR, MER
- N 7** O – Michael Hiers, QB, SAM
- D – Reuben Lowery III, DB, UTC
- S – Jerry Rice, PK, VMI
- N 14** O – Michael Hiers, QB, SAM
- D – Braden Gilby, LB, FUR
- S – Richard McCollum, PK, WCU
- N 21** O – Ty James, WR, MER
- D – KJ Milner, DE, WCU
- S – Travis Blackshear, CB, FUR

**2023**

- S 4** O – Michael Hiers, QB, SAM
- D – Alex Oliver, DB, UTC
- S – Atkins Roberts, P, WOF
- S 11** O – Desmond Reid, RB, WCU
- D – Jordan Wilker, DB, UTC
- S – Devron Harper, WR, MER
- S 18** O – Tyler Huff, QB, FUR
- D – Courtland Marsh, DB, SAM
- S – Jude Kelley, K, UTC
- S 25** O – Cole Gonzales, QB, WCU
- D – Alex Mitchell, LB, UTC
- S – Jack Culbreath, P, VMI
- O 2** O – Desmond Reid, RB, WCU
- D – Sheldon Arnold II, DB, ETSU
- S – Devron Harper, WR, MER
- O 9** O – Javin Whatley, WR, UTC
- D – Sheldon Arnold II, DB, ETSU
- S – Richard McCollum, PK, WCU
- O 16** O – Tyler Huff, QB, FUR
- D – Jay Person, EDGE, UTC
- S – Clayton Crile, P/K, UTC
- O 23** O – Jay Stanton, RB, SAM
- D – Evan DiMaggio, ILB, FUR
- S – Jack Culbreath, P, VMI
- O 30** O – Carter Peevy, QB, Mercer
- D – Kobe Joseph, LB, UTC
- S – Ian Williams, K, FUR
- N 6** O – Carson Jones, QB, FUR
- D – Ken Standley, LB, MER
- S – Wayne Anderson Jr, K, FUR
- N 13** O – Cole Gonzalez, QB, WCU
- D – Luke Clark, DE, FUR
- S – Richard McCollum, PK, WCU
- N 20** O – Hunter Rice, RB, VMI
- D – Evan Eller, DB, VMI
- S – Chandler Smith, WR, SAM



**Fourteen times**

Adrian Peterson, GSU (1998-01)

**Thirteen times**Armanti Edwards, APP (2006-09)  
Jacob Huesman, UTC (2012-15)**Nine times**Dexter Coakley, APP (1993-96)  
Richie Williams, APP (2002, '04-05)  
Devlin Hodges, SAM (2016-18)**Eight times**Brian Ruff, CIT (1974-76)  
John Settle, APP (1984-86)  
Thomas Haskins, VMI (1993-96)  
Louis Ivory, FUR (1998-01)  
Scott Riddle, Elon (2007, '09-10)  
Henrique Ribeiro, UTC (2014-16)  
Grayson Atkins, FUR (2018-19)**Seven times**Bob Schweickert, VT (1963-64)  
Chris Parker, MAR (1992-95)  
Jesse McCoy, WOF (1999, '02)  
Jermaine Austin, GSU (2002-05)  
William Freeman, FUR (2002-05)  
Sam Martin, APP (2010-12)  
Tyrie Adams, WCU (2016-18)  
Michael Hiers, SAM (2022-23)**Six times**Dino Hackett, APP (1984-85)  
Michael Payton, MAR (1990-92)  
Greg Hill, GSU (1996-99)  
Will Bouton, FUR (1998-01)  
Lamont Seward, WCU (2000, '03)  
Jayson Foster, GSU (2004-05, '07)  
Kevin Richardson, APP (2005-07)  
DeAndre Presley, APP (2008, '10)  
Marcus Cox, APP (2013)  
Detrez Newsome, WCU (2014-17)  
Mitchell Fineran, SAM (2018-21)**Five times**Dan Darragh, WM (1965-67)  
Bruce Gheesling, FUR (1979-81)  
Derrick Hollins, ETSU (1990)  
James Roberts, UTC (1989, '91)  
Tony Scales, VMI (1989-91)  
Chip Hooks, APP (1991)  
Roger Johnson, MAR (1991-93)  
Greg Ryan, ETSU (1993-95)  
Todd Wells, ETSU (1997, '00)  
Chad Nkang, Elon (2003, '05-06)  
Corey Lynch, APP (2003, '06-07)  
Jordan Sorrells, FUR (2006, '09)  
Eric Breitenstein, WOF (2010-12)  
Dominique Swope, GSU (2011-13)  
Fabian Truss, SAM (2011-13)  
Ray Early, FUR (2010, '12-13)  
Troy Mitchell, WCU (2012, '14-15)  
Tyler Keltner, ETSU (2020-22)  
Richard McCollum, WCU (2021-23)**Four times**Allen McCune, WVU (1964-65)  
George Pearce, WM (1965)  
Gordon Slade, DAV (1968-69)  
Phil Mosser, WM (1970-71)  
Carlester Crumpler, ECU (1972-73)  
Bill Deery, WM (1972-74)  
Tom Rozantz, WM (1975-76)  
Mike Pusey, WCU (1977-79)  
Stump Mitchell, CIT (1979-80)  
Floyd Allen, VMI (1979, '81)  
Melvin Rucker, VMI (1980-81)  
Tony Petersen, MAR (1986-87)  
Gene Brown, CIT (1988)  
Junior Jackson, UTC (1986, '89)  
D.J. Campbell, APP (1989)  
John Gregory, MAR (1988-89)  
Kevin Thigpen, WCU (1990-91)  
Jack Douglas, CIT (1990-91)  
Carl Tremble, FUR (1990, '92)  
William King, MAR (1992-93)  
Kerry Hayes, WCU (1991, '94)  
Damon Scott, APP (1993, '95-96)  
Randy Moss, MAR (1996)  
Braniff Bonaventure, FUR (1993, '95-96)  
Brian Edwards, ETSU (1994, '97)  
Chris Sanders, UTC (1999-00)  
Joe Burchette, APP (2000-02)  
Josh Cain, UTC (1999, '01-02)  
Josh Jeffries, APP (2000-02)  
Billy Napier, FUR (1999, '01-02)  
Carl Meadows, ETSU (2003)  
Chaz Williams, GSU (2002, '04)  
Ingle Martin, FUR (2004-05)  
Andrew Wilcox, Elon (2007-08)  
Bob Hooper, SAM (2008-09)  
Joel Bradford, UTC (2010-11)  
Ryan Consiglio, UTC (2009-11)  
Wes Dothard, UTC (2011, '13)  
Ben Dupree, CIT (2010, '12-13)  
Jaquiski Tarrt, SAM (2012-13)Keon Williams, UTC (2010, '13-14)  
Al Cobb, VMI (2014)  
David Marvin, WOF (2014, '16)  
Jon Croft Hollingsworth, FUR (2014-15, '17)  
Chandler Curtis, MER (2014, '17)  
JJ Jerman, ETSU (2016-18)  
Liam Welch, SAM (2019-21)**Three times**Buster O'Brien, UR (1968)  
Tony Passander, CIT (1968-69)  
Walker Gillette, UR (1968-69)  
Pat Turchetta, UR (1967-69)  
Dick Irvin, UR (1968-69)  
Ken Therow, DAV (1969-70)  
Charlie Richards, UR (1969-70)  
Jeff Varnadoe, CIT (1970-71)  
Billy Meyers, UR (1971-72)  
Danny Kepley, ECU (1972-74)  
Harry Knight, UR (1973-74)  
Phil Upton, VMI (1972, '74)  
Emmitt Hamilton, APP (1975, '77)  
Gwain Durden, UTC (1979-80)  
Steve Brown, APP (1978, '80)  
Willis Yates, UTC (1979-81)  
Anthony James, WCU (1981-82)  
Stan Goodson, APP (1981-82)  
Stanford Jennings, FUR (1981-83)  
Larry Fourqurean, MAR (1981-83)  
Robert Hill, CIT (1983-84)  
Glenn Richardson, UTC (1983-85)  
Bobby Lamb, FUR (1985)  
Darryl Gardner, FUR (1986)  
Dewey Klein, MAR (1988)  
Jeff Blankenship, FUR (1986, '88)  
George Searcy, ETSU (1989)  
Frankie DeBusk, FUR (1988-89)  
Shingo Weems, UTC (1990)  
Rico Mack, APP (1990-91)  
Lester Smith, CIT (1990-92)  
Everette Sands, CIT (1992)  
Avery Hall, APP (1991-92)  
Kenyon Earl, UTC (1991, '93)  
Lonnie Galloway, WCU (1992-93)  
Shannon King, MAR (1992-93)  
Todd Nonnan, MAR (1991, '94)  
B.J. Cohen, MAR (1994-95)  
Chad Pennington, MAR (1995)  
James Russell, ETSU (1994-96)  
Ernest Crosby, FUR (1996-97)  
Gerard Hardy, APP (1993, '96-97)  
Daryl Skinner, APP (1997-98)  
Stanley Myers, CIT (1995, '98)  
Arkee Thompson, GSU (1998)  
Carlos Locklyn, UTC (1996, '99)  
Justin Hill, FUR (1997, '99)  
Justin Fryer, WCU (2000-01)  
David Young, GSU (1999, '02)  
Gaven Varner, ETSU (2003)  
Eldra Buckley, UTC (2005-06)  
Jeremy Wiggins, APP (2004, '06)  
Kevius Johnson, WOF (2003, '07)  
Duran Lawson, CIT (2006-07)  
Jesse Hartley, GSU (2007)  
Quinton Phillips, WCU (2007-08)  
Dane Romero, WOF (2005, '08)  
Andre Roberts, CIT (2006, '08)  
D.J. Smith, APP (2007-09)  
Terrell Hudgins, Elon (2007-09)  
Karlus Sullivan, Elon (2006, '08-09)  
Mark LeGree, APP (2008-09)  
Craig Camay, UTC (2007, '09)  
A.J. Harris, Elon (2008-10)  
Jason Vitaris, APP (2009-10)  
Adam Shreiner, Elon (2009-11)  
Robert Brown, GSU (2010-11)  
Adrian Mora, GSU (2009-11)  
Terrell Robinson, UTC (2011)  
Chris Forcier, FUR (2011)  
Jerodis Williams, FUR (2011-12)  
Sean Price, APP (2012)  
Cameron Yaw, SAM (2010, '12)  
Kevin Ellison, GSU (2013)  
Andy Summerlin, SAM (2013)  
Nick Pollard, UTC (2012-14)  
P.J. Blazejowski, FUR (2014)  
Justin Cooper, SAM (2014-15)  
Daniel Riddle, WCU (2014-15)  
Anthony Pistelli, SAM (2015)  
Dee Delaney, CIT (2014-16)  
Nakevion Leslie, UTC (2013, '16)  
Tyler Renew, CIT (2015-16)  
Luke Carter, WOF (2017)  
Marshall Cooper, UTC (2017-19)  
Chris Oladokun, SAM (2019)  
Artevious Smith, ETSU (2018-19)  
Quay Holmes, ETSU (2019-21)  
Ty Boeck, UTC (2019-21)  
Dewey Wynn, FUR (2019, '21)  
Donovan Manuel, ETSU (2020-21)  
Jacob Saylor, ETSU (2021-22)  
Devron Harper, MER (2023)**Two times**Joe Missar, CIT (1964)  
Ronnie Smith, UR (1963-64)Milt Clegg, WVU (1964)  
Pack Hindsley, DAV (1965)  
Hill Ellett, VMI (1965)  
Garrett Ford, WVU (1965-66)  
Jimmy Poole, DAV (1966)  
Chuck Albertson, WM (1964, '66)  
Jay Goolsby, CIT (1966-67)  
George Wheeler, ECU (1967)  
Robbie Hahn, FUR (1966-67)  
Harvey Bauguess, FUR (1967)  
Dave Holland, WM (1968-69)  
Bob Herb, WM (1970)  
Chuck Cross, FUR (1969-70)  
Ken Nichols, UR (1971)  
Monty Kiernan, ECU (1971)  
Woody Montgomery, DAV (1971-72)  
David Knight, WM (1971-72)  
Mac Bowman, VMI (1971-72)  
Pat Kelly, UR (1971, '73)  
David Harper, DAV (1973)  
Carl Summerell, ECU (1972-73)  
Mike Copley, UR (1974)  
Andrew Johnson, CIT (1974)  
Ronnie Moore, VMI (1974-75)  
Julius Thomas, APP (1974-75)  
Jim Kruis, WM (1976)  
Larry Robinson, FUR (1975-76)  
Mike Weaver, ECU (1975-76)  
Pat Murphy, APP (1977-78)  
Kenny Caldwell, CIT (1977-78)  
David Henderson, FUR (1977-78)  
Ty Smith, WCU (1978)  
Scott McConnell, APP (1976, '78)  
Scott Wages, CIT (1978-79)  
Ricky Smith, WCU (1977, '79)  
John Creager, UTC (1978-79)  
Tim Russell, CIT (1979)  
Eddie Estes, APP (1978-79)  
Tim Sorrells, FUR (1979-80)  
Jeff Snipes, FUR (1979-80)  
Ron Mixon, WCU (1980-81)  
Glenn Bates, MAR (1982)  
Shannon DePew, ETSU (1982)  
Richard Dukes, WCU (1982-83)  
David Charpia, FUR (1983)  
Mark Bridgeman, FUR (1983)  
Jerry Butler, ETSU (1982, '84)  
Rock Hurst, FUR (1984)  
Carl Fodor, MAR (1984)  
Artis Edwards, UTC (1982, '84)  
Jeff Gilbert, WCU (1984)  
Tiger Greene, WCU (1984)  
Gary Zingler, ETSU (1983-84)  
David McCrary, UTC (1983-84)  
Phillip Aldridge, UTC (1984-85)  
Tim Couch, UTC (1985)  
Herman Jacobs, ETSU (1983, '86)  
Tim Sanders, APP (1985, '87)  
Jeff Morgan, ETSU (1987)  
Everett Spellman, WCU (1986-87)  
Rick Harris, ETSU (1986, '88)  
Mike Barber, MAR (1986, '88)  
Michael Bryant, MAR (1988)  
Bobby Fuller, APP (1988)  
Scott Council, VMI (1988)  
Ritchie Melchor, APP (1989)  
Raymond Flowers, VMI (1989)  
J.J. Davis, CIT (1990)  
Donahue Stephenson, MAR (1990)  
Kevin Kendrick, FUR (1989-90)  
Harold Alexander, APP (1989, '91)  
Jackie Washington, UTC (1988, '91)  
Dewayne Arkadie, VMI (1989, '91)  
Troy Brown, MAR (1991-92)  
Ricky Carter, MAR (1992)  
Marlon Anderson, VMI (1992)  
Jim Richter, FUR (1992-93)  
Tom Bodine, WCU (1992-93)  
Milan Sterling, FUR (1992-93)  
Jerry Ellison, UTC (1992-93)  
Julius Grant, WCU (1992-93)  
Johnny Smith, APP (1990, '94)  
Scott Satterfield, APP (1993, '95)  
Marques Stubbs, FUR (1995)  
Charles Bostick, GSU (1993, '95)  
Larry Robinson, GSU (1994, '96)  
Kenny McCloud, MAR (1994, '96)  
Scott Belcher, CIT (1995-96)  
Brandon Walker, ETSU (1996)  
Eric Kresser, MAR (1996)  
Darius Hooks, WCU (1996-97)  
Brent Rickman, FUR (1997)  
Roderick Russell, GSU (1996-97)  
Mario Hankerson, ETSU (1997)  
Daryl Morrell, GSU (1997)  
Bryan Dailer, FUR (1996-97)  
Chuck Payne, APP (1996, '98)  
Eric Johnson, WCU (1996, '98)  
Aaron Mitchell, VMI (1998)  
Marcus Johnson, CIT (1998)  
Brad Hoover, WCU (1998)  
Travis Wilson, WOF (1998)  
Corey Hall, APP (1999)  
John Keith, FUR (1999)  
Richie Jackson, FUR (1998-99)  
David Rivers, WCU (2000)Josh Jeffries, APP (2000-01)  
Fred Boateng, WCU (2000-01)  
J.R. Revere, GSU (2000-01)  
Michael Banks, WCU (1999, '01)  
Josh Cooper, FUR (2000-01)  
Joey Gibson, VMI (2000, '02)  
Jim Thurman, WOF (2002)  
Sean Mizzer, VMI (2002)  
Teddie Whitaker, WOF (2003)  
Alan Atwater, APP (2003)  
Ern Mills, CIT (2003)  
K.T. Stovall, APP (2003)  
Cam Newton, FUR (2003-04)  
Travis Hill, WCU (2004)  
DaVon Fowlkes, APP (2004)  
Isaac West, FUR (2001, '04)  
Cedrick Gipson, FUR (2004)  
Zach McAlister, Elon (2005)  
Marques Murrell, APP (2005)  
Porter Johnson, CIT (2005)  
Jerome Felton, FUR (2004, '06)  
Troy Cooper, CIT (2006)  
Trey Elder, APP (2004, '07)  
Jonathan Parsons, WCU (2007)  
Chris Camacho, UTC (2006-07)  
Renaldo Gray, FUR (2006-07)  
Mike Adams, CIT (2007)  
Brandon Williams, FUR (2005, '08)  
William Middleton, FUR (2007-08)  
Quan Warley, WCU (2008)  
Dustin Taliaferro, SAM (2008)  
Asheton Jordan, CIT (2008)  
Jamal Shuman, Elon (2008-09)  
Bart Blanchard, CIT (2007, '09)  
Van Dyke Jones, CIT (2009)  
Chris Evans, SAM (2008-09)  
Michael Johnson, WCU (2009)  
Brandon Wiggins, Elon (2007, '10)  
Brian Quick, APP (2008, '10)  
Mike Hammons, UTC (2009-10)  
Adam Hearn, WCU (2007, '10)  
Jabari Fletcher, APP (2010)  
Devon Moore, APP (2009-10)  
Deion Stanley, GSU (2011)  
Laron Scott, GSU (2010-11)  
Kadeem Wise, UTC (2010-12)  
Jamal Jackson, APP (2012)  
Thomas Wilson, Elon (2011-12)  
Alvin Scioneaux, WOF (2011-12)  
John Law, APP (2013)  
Thomas Warren, CIT (2012-13)  
Jerick McKinnon, GSU (2012-13)  
Kasey Redfern, WOF (2012-13)  
Michael Weimer, WOF (2012-13)  
Marcus McMorris, FUR (2012-13)  
Gary Wilkins, FUR (2014)  
Josh Kimberlin, DB, SAM (2013-14)  
Davis Tull, UTC (2013-14)  
Tommy Hudson, UTC (2014)  
Spearman Robinson, WCU (2014)  
Aaron Miller, CIT (2014)  
Greg Peranich, SAM (2014)  
Michael Eubank, SAM (2015)  
Tevin Floyd, LB, CIT (2015)  
Aaron Sanders, VMI (2014-15)  
Cory Magwood, FUR (2013, '15)  
Karel Hamilton, SAM (2015-16)  
John Ruff, MER (2015-16)  
Austin Barnard, SAM (2016-17)  
Keion Crossen, WCU (2016-17)  
Devin Watson, WOF (2017)  
Lee Bennett, MER (2017)  
Bryce Nunnally, UTC (2018)  
Cole Fisher, MER (2017-18)  
Grant Clemons, VMI (2019)  
Jacob Godek, CIT (2019)  
Marquise Blount, CIT (2019)  
Joe Newman, WOF (2019)  
Donnavan Spencer, WCU (2019-21)  
Chris Edmonds, SAM (2020-21)  
Jakob Herres, VMI (2019-21)  
Caleb Dowden, MER (2020-21)  
Yahsyn McKee, MER (2020-21)  
Montrell Washington, SAM (2019, 21)  
Timmy Bleekrode, FUR (2020-21)  
Stone Snyder, VMI (2020-21)  
Devonnsha Maxwell, UTC (2021)  
Aaron Sears, UTC (2021)  
Lance Wise, MER (2021)  
Alijah Huzzie, ETSU (2020-21)  
Preston Hutchinson, UTC (2022)  
Dominic Roberto FUR (2021-22)  
Zach Williams, SAM (2021-22)  
Hugh Ryan FUR (2022)  
Reuben Lowery III, DB, UTC (2022)  
Jerry Rice, VMI (2021-22)  
Braden Gilby, FUR (2019, 22)  
Tyler Huff, FUR (2023)  
Desmond Reid, WCU (2023)  
Cole Gonzales, WCU (2023)  
Sheldon Arnold II, ETSU (2023)  
Ian Williams, FUR (2023)

# PLAYERS OF THE MONTH

<b>2003</b> September October November	<b>Offensive</b> Brian Gaither (WCU) Alonzo Nix (UTC) Richie Williams (APP)	<b>Defensive</b> Eddie Bell (Elon) Rod Dunlap (WCU) K.T. Stovall (APP) Matt Nelson (WOF) Matt Nelson (WOF)
December	Eric Deutsch (WOF)	
<b>2004</b> September October November	<b>Offensive</b> John Taylor (Elon) DaVon Fowlkes (APP) Ingle Martin (FUR)	<b>Defensive</b> Mike Sheeley (Elon) Greg McConico (UTC) Chad Nkang (Elon)
<b>2005</b> September October November December	<b>Offensive</b> Richie Williams (APP) Richie Williams (APP) Jayson Foster (GSU) Richie Williams (APP)	<b>Defensive</b> Chad Nkang (Elon) Chad Nkang (Elon) Chad Nkang (Elon) Jason Hunter (APP)
<b>2006</b> September October November December	<b>Offensive</b> Eldra Buckley (UTC) Kevin Richardson (APP) Armani Edwards (APP) Kevin Richardson (APP)	<b>Defensive</b> Chad Nkang (Elon) Chad Nkang (Elon) Chad Nkang (Elon) Corey Lynch (APP)
<b>2007</b> September October November	<b>Offensive</b> Jayson Foster (GSU) Scott Riddle (Elon) Armani Edwards (APP)	<b>Defensive</b> Corey Lynch (APP) Chris Camacho (UTC) D.J. Smith (APP)
<b>2008</b> September October November	<b>Offensive</b> Jordan Sorrells (FUR) Armani Edwards (APP) Armani Edwards (APP)	<b>Defensive</b> Seth Goldwire (WOF) Mark LeGree (APP) Adrian McLeod (WCU)
<b>2009</b> September October November	<b>Offensive</b> Terrell Hudgins (Elon) Armani Edwards (APP) Terrell Hudgins (Elon)	<b>Defensive</b> D.J. Smith (APP) Josh Beard (UTC) Mark LeGree (APP)
<b>2010</b> September October November	<b>Offensive</b> DeAndre Presley (APP) Eric Breitenstein (WOF) Scott Riddle (Elon)	<b>Defensive</b> Torez Jones (WCU) Jabari Fletcher (APP) Brent Russell (GSU)
<b>2011</b> September October November	<b>Offensive</b> Aaron Mellette (Elon) Eric Breitenstein (WOF) Aaron Mellette (Elon)	<b>Defensive</b> Wes Dothard (UTC) Demetrius McCray (APP) Joshua Jones (Elon)
<b>2012</b> September October November	<b>Offensive</b> Jamal Jackson (APP) Aaron Mellette (Elon) Jacob Huesman (UTC)	<b>Defensive</b> Jaquiski Tartt (SAM) Jeremy Kimbrough (APP) Darion Sutton (SAM)
<b>2013</b> September October November	<b>Offensive</b> Andy Summerlin (SAM) Andy Summerlin (SAM) Marcus Cox (APP)	<b>Defensive</b> John Law (APP) Davis Tull (UTC) Jaquiski Tartt (SAM)
<b>2014</b> September October November	<b>Offensive</b> Alex Lakes (MER) Jacob Huesman (UTC) Keon Williams (UTC)	<b>Defensive</b> Gary Wilkins (FUR) Trey Morgan (WCU) Justin Cooper (SAM)
<b>2015</b> September October November	<b>Offensive</b> Jacob Huesman (UTC) Derrick Craine (UTC) Devlin Hodges (SAM)	<b>Defensive</b> Dee Delaney (CIT) Daniel Riddle (WCU) Tevin Floyd (CIT)
<b>2016</b> September October November	<b>Offensive</b> Tyrie Adams (WCU) Devlin Hodges (SAM) Devlin Hodges (SAM)	<b>Defensive</b> Kailik Williams (CIT) Shaheed Salmon (SAM) Jaleel Green (WOF)
<b>2017</b> September October November	<b>Offensive</b> Tyrie Adams (WCU) Devlin Hodges (SAM) Devlin Hodges (SAM)	<b>Defensive</b> Marvin Tillman (WCU) Aron Spann III (CIT) Shaheed Salmon (SAM)
<b>2018</b> September October November	<b>Offensive</b> Tyrie Adams (WCU) Devlin Hodges (SAM) Devlin Hodges (SAM)	<b>Defensive</b> Jared Folks (ETSU) Tyree Robinson (ETSU) Adrian Hope (FUR)

<b>2019</b> September October November	<b>Offensive</b> Chris Oladokun (SAM) Joe Newman (WOF) Nick Tiano (UTC)	<b>Defensive</b> Willie Eubanks III (CIT) Marquise Blount (CIT) Jayden Pauling (WCU)
<b>2020-21</b> February March April	<b>Offensive</b> Liam Welch (SAM) Liam Welch (SAM) Jakob Herres (VMI)	<b>Defensive</b> Connor Riddle (VMI) Chris Edmonds (SAM) Stone Snyder (VMI)
<b>2021</b> September October November	<b>Offensive</b> Liam Welch (SAM) Liam Welch (SAM) Rogan Wells (WCU)	<b>Defensive</b> Ty Boeck (UTC) Lance Wise (MER) Donovan Manuel (ETSU)
<b>2022</b> September October November	<b>Offensive</b> Michael Hiers (SAM) Michael Hiers (SAM) Michael Hiers (SAM)	<b>Defensive</b> Reuben Lowery III (UTC) Hugh Ryan (FUR) Devonnsha Maxwell (UTC)
<b>2023</b> September October November	<b>Offensive</b> Desmond Reid (WCU) Tyler Huff (FUR) Jay Stanton (SAM)	<b>Defensive</b> Alex Mitchell (UTC) Lance Wise (MER) Evan Eller (VMI)

## REPEAT WINNERS

**Seven times**  
Chad Nkang, Elon (2004-06)  
Devlin Hodges, SAM (2015-18)

**Five times**  
Armani Edwards, APP (2006-09)

**Four times**  
Richie Williams, APP (2003, 05)  
Liam Welch, SAM (2020-21)

**Three times**  
Aaron Mellette, Elon (2011-12)  
Jacob Huesman, UTC (2012, 14-15)  
Tyrie Adams, WCU (2016-18)  
Michael Hiers, SAM (2022)

**Two times**  
Matt Nelson, WOF (2003)  
Kevin Richardson, APP (2006)  
Jayson Foster, GSU (2005, 07)  
Corey Lynch, APP (2006-07)  
D.J. Smith, APP (2007, 09)  
Mark LeGree, APP (2008-09)  
Terrell Hudgins, Elon (2009)  
Scott Riddle, Elon (2007, 10)  
Eric Breitenstein, WOF (2010-11)  
Andy Summerlin, SAM (2013)  
Jaquiski Tartt, SAM (2012-13)  
Shaheed Salmon, SAM (2016-17)  
Lance Wise, MER (2021, 2023)



Elon's Chad Nkang was named the defensive player of the month seven times from 2004-06, taking the honor three times each in 2005 and 2006.



Appalachian State's Armanti Edwards was named the offensive player of the month five times from 2006-09.



*The Southern Conference named a Football All-Academic Team from 1974-1987, when the team was discontinued. In 2003 the team was reinstated as a part of the league's Academic Honors Program.*

**1974 (11)**

Jimmy Lofton, VMI  
Tony Farry, VMI  
John Gerdelman, W&M  
Jim Kleinfelder, DAV  
Bill Smith, DAV  
Ronnie Norman, VMI  
Mark Duffner, W&M  
Jeff Hosmer, W&M  
Larry Lundy, ECU  
Dave Grazier, W&M  
Tom Fleisher, DAV

**1975 (11)**

Gill Beck, APP  
Jeff Holcomb, FUR  
Willie Freeman, FUR  
Larry Lundy, ECU  
Steve Patton, FUR  
Mark Mosher, FUR  
Andy Goss, FUR  
Stan Yarborough, CIT  
George Myers, APP  
Ken Smith, W&M  
Jeff Hosmer, W&M

**1976 (11)**

Kenny Caldwell, CIT  
Gill Beck, APP  
Ken Smith, W&M  
Jeff Holcomb, FUR  
Bob Bookmiller, VMI  
Jimmy Kiser, FUR  
Steve Patton, FUR  
John Graham, FUR  
Jeff Hosmer, W&M  
Willie Freeman, FUR  
Andy Goss, FUR

**1977 (11)**

Craig Jones, VMI  
Gill Beck, APP  
Kenny Caldwell, CIT  
Bob Bookmiller, VMI  
Greg Beck, VMI  
Brette Simmons, FUR  
Ty Smith, WCU  
Jimmy Kiser, FUR  
Wayne Tolleson, WCU  
Bobby Peche, WCU  
Ray Schaper, VMI

**1978 (11)**

Kenny Caldwell, CIT  
Craig Jones, VMI  
Bob Bookmiller, VMI  
Bobby Peche, WCU  
Mark Hunt, CIT  
Ty Smith, WCU  
Orion Rust, CIT  
Jimmy Kiser, FUR  
Keith Allen, CIT  
Dale Ogg, VMI  
David Kelly, FUR

**1979 (13)**

Jay Patterson, ETSU  
Mark Hunt, CIT  
Craig Jones, VMI  
Bobby Peche, WCU  
Orion Rust, CIT  
Tim Cox, VMI  
Steve O'Neill, FUR  
Paul Gillis, CIT  
Mike Alston, VMI  
Scott Montgomery, FUR  
Stan Stanley, FUR  
David Willingham, WCU

Charlie Hughes, WCU

**1980 (12)**

Eric Janssen, MAR  
Tom Gottwald, VMI  
Jay Patterson, ETSU  
Mark Hunt, CIT  
Sam Kinker, MAR  
Kelly Curry, CIT  
Zach Kelehear, FUR  
Charlie Anderson, FUR  
Steve O'Neill, FUR  
Rick Beasley, APP  
Scott Strickland, WCU  
Charlie Hughes, WCU

**1981 (11)**

Rick Armfield, ETSU  
Jay Patterson, ETSU  
Bill West, CIT  
Teddy Gottwald, VMI  
Mike Smith, ETSU  
Bill Corn, VMI  
Terry Smith, FUR  
Kelly Curry, CIT  
Steve O'Neill, FUR  
Charlie Anderson, FUR  
Scott Strickland, WCU

**1982 (11)**

Ralph Potter, UTC  
Don Chason, WCU  
Teddy Gottwald, VMI  
Bill West, CIT  
Jerry Rye, CIT  
Scott Smith, UTC  
Jack Teichmann, UTC  
Steve Taylor, WCU  
Bill Corn, VMI  
Jeff Harper, APP  
Ernest Gibson, FUR

**1983 (11)**

Ricky Thompson, ETSU  
Ralph Pter, UTC  
David Twillie, VMI  
Bob Coxe, DAV  
Micah Downing, DAV  
Steve Taylor, WCU  
Mike Smith, ETSU  
Bill West, CIT  
David Lambert, CIT  
Mitch Fontenot, UTC  
Todd Dodson, APP

**1984 (11)**

Ricky Thompson, ETSU  
Eddie Maddox, WCU  
Ralph Potter, UTC  
Micah Downing, DAV  
Tim Lewis, MAR  
David Twillie, VMI  
Steve Squire, FUR  
David Lambert, CIT  
Steve Taylor, WCU  
Rick Boden, DAV  
Todd Dodson, APP

**1985 (11)**

Ricky Thompson, ETSU  
Micah Downing, DAV  
Mike Poulos, DAV  
Eddie Maddox, WCU  
Dan Young, VMI  
Tim Lewis, MAR  
David Lambert, CIT  
Brian Jager, FUR  
Steve Squire, FUR  
John Drye, FUR  
Tim Stepp, FUR

**1986 (11)**

Lee Duckworth, ETSU  
Dan Young, VMI  
Mike Poulos, DAV  
Tom Frooman, CIT

Gary Stewart, DAV  
Steve Squire, FUR  
Tim Stepp, FUR  
Mike Kissenberth, CIT  
Joe Kelly, UTC  
Troy DeCastro, ETSU  
John Spellacy, MAR

**1987 (11)**

Lee Duckworth, ETSU  
Jeff Legg, UTC  
Dan Young, VMI  
Tom Frooman, CIT  
Mike Wood, FUR  
Joe Kelly, UTC  
Steve Colwell, UTC  
Mike Kissenberth, CIT  
Steve Gandy, FUR  
Anthony McIntosh, VMI  
Tim Stepp, FUR

No team selected, 1988-2002

**2003 (29)**

Eric Elsener, APP  
Andrew Stamey, APP  
Daniel Utley, APP  
Porter Johnson, CIT  
Travis Williams, ETSU  
Mark Jetton, Elon  
Brandon Mason, Elon  
Derek Neal, Elon  
Brian Simer, Elon  
Brant Glover, FUR  
Justin Purdue, FUR  
Josh Slagle, FUR  
Derrick Butler, GSU  
Matt Rio, GSU  
Troy Blackwell, UTC  
Patrick Shuttles, UTC  
Brian Pesci, WCU  
Chris Vought, WCU  
Jason Whaley, WCU  
Tim Beckner, WOF  
Katon Bethay, WOF  
Shane Fast, WOF  
J.R. McNair, WOF  
Derek Newberry, WOF  
Davy Olmsted, WOF  
Josh Smith, WOF  
Jonathan Wheeler, WOF  
Ben Whitney, WOF  
Jeff Zolman, WOF

**2004 (33)**

Eric Elsener, APP  
Wes Herlocker, APP  
Andrew Stamey, APP  
Daniel Utley, APP  
Lukas Gleissner, CIT  
Porter Johnson, CIT  
Ryan Moody, CIT  
Christopher Murray, CIT  
Adam Peterson, CIT  
Mark Jetton, Elon  
Brandon Mason, Elon  
Brad Bell, FUR  
Adi Filipovic, FUR  
Brant Glover, FUR  
Justin Purdue, FUR  
Josh Slagle, FUR  
Clint Barbour, GSU  
Derrick Butler, GSU  
David Willingham, GSU  
Sean Digby, UTC  
Wesley Tankersley, UTC  
Buck Freeman, WCU  
Matt Beavin, WOF  
Tim Beckner, WOF  
Katon Bethay, WOF  
Shane Fast, WOF  
Kyle Horne, WOF  
Derek Newberry, WOF  
Davy Olmsted, WOF  
Josh Smith, WOF  
Jonathan Wheeler, WOF

Ben Whitney, WOF  
Jeff Zolman, WOF

**2005 (45)**

Eric Eisner, APP  
Russell Wilson, APP  
Pierre Banks, APP  
Chase Laws, APP  
Daniel Orlebar, APP  
Chase Carlton, CIT  
Chris Murray, CIT  
Adam Peterson, CIT  
Mark Jetton, Elon  
Greg Abbott, Elon  
Reggie Hall, Elon  
Danny Bobcak, Elon  
Wes Pope, Elon  
Jason Lotz, Elon  
Joe Watson, FUR  
Scott Shuford, FUR  
Rico Scott, FUR  
David Menocal, FUR  
Adi Filipovic, FUR  
Dusty Reddick, GSU  
Dan Jordan, GSU  
Chris Williams, GSU  
Pierce Giboney, GSU  
Jerry Barker, GSU  
Ryan Kelly, GSU  
Seth Brownlee, GSU  
David Willingham, GSU  
Matthew Angeloni, UTC  
William Giles, UTC  
Bryant Freeman, WCU  
Linden Ryan, WCU  
Sam Howard, WCU  
Travis Hill, WCU  
Stephen Brown, WCU  
Josh Smith, WOF  
Dave Olmsted, WOF  
Katon Bethay, WOF  
Derek Newberry, WOF  
Brian Ford, WOF  
Michael Combest, WOF  
Zach Grey, WOF  
Dan Tavani, WOF  
Jason Leventis, WOF  
Matt Beavin, WOF  
Nick Robinson, WOF  
Kyle Horne, WOF

**2006 (45)**

Pierre Banks, APP  
Chase Laws, APP  
Daniel Orlebar, APP  
Russell Wilson, APP  
Willie Rowell, CIT  
Trevor Broughton, CIT  
Derek Moore, CIT  
Adam Peterson, CIT  
Kevin McCaskill, CIT  
Danny Boback, Elon  
Mark Ewing, Elon  
Greg Abbott, Elon  
Wes Pope, Elon  
Brad Bell, FUR  
Jordan Sorrells, FUR  
Adi Filipovic, FUR  
Joe Watson, FUR  
Andrew Thacker, FUR  
Scott Shuford, FUR  
Clay Crosby, FUR  
Daniel Leagans, FUR  
Dan Jordan, GSU  
Chris Ashkouti, GSU  
Jerry Barker, GSU  
Pierce Giboney, GSU  
Dusty Reddick, GSU  
Robert Roulhac, GSU  
David Willingham, GSU  
Charlie Giacomarro, GSU  
William Giles, UTC  
Steven Smigelsky, UTC  
Drew Walker, WCU  
Justin Johnson, WCU

Marcus Brown, WCU  
Kevin Adleman, WOF  
Brian Ford, WOF  
Michael Combest, WOF  
Dan Tavani, WOF  
Derek Wooten, WOF  
Matt Beavin, WOF  
Kyle Horne, WOF  
Nick Robinson, WOF  
Brent Owe, WOF  
Ben Quick, WOF

**2007 (58)**

Russell Wilson, APP  
Brad Hardee, APP  
Pierre Banks, APP  
Anthony Williams, APP  
Cory Rycroft, APP  
Chris McDowell, CIT  
Ryan Keiper, CIT  
Brice Peper, CIT  
James Costigan, CIT  
Mike Adams, CIT  
Kevin McCaskill, CIT  
Bart Blanchard, CIT  
Jonathan Felix, CIT  
Trevor Broughton, CIT  
Andrew Rowell, CIT  
Aaron Kelly, CIT  
Clay Muirhead, CIT  
Joe Watson, FUR  
Bobby Yawn, FUR  
Scott Shuford, FUR  
Jordan Sorrells, FUR  
Daniel Leagans, FUR  
David Menocal, FUR  
Thomas Twitty, FUR  
Andrew Thacker, FUR  
Jerome Felton, FUR  
Patrick Sprague, FUR  
Daniel Jordan, GSU  
Dusty Reddick, GSU  
Jerry Barker, GSU  
Pierce Giboney, GSU  
Charlie Giacomarro, GSU  
Joe Haynie, GSU  
Steven Smigelsky, UTC  
Matthew Angeloni, UTC  
William Giles, UTC  
Thomas Hinton, UTC  
Marcus Brown, WCU  
Jonathan Parsons, WCU  
Justin Johnson, WCU  
Kadeem Morgan, WCU  
Chris Collins, WCU  
Joe Fornadel, WOF  
Austin Palmer, WOF  
Zac Grey, WOF  
Kevin Adleman, WOF  
Ben Quick, WOF  
Dan Tavani, WOF  
Brent Owen, WOF  
Brian Ford, WOF  
Trey Johnson, WOF  
Brad Miller, WOF  
Gary Blount, WOF  
Derek Wooten, WOF  
Travis Boyd, WOF  
Kyle Lanham, WOF  
Michael Combest, WOF  
Patrick Mugan, WOF

**2008 (55)**

Pierre Banks, APP  
Xan Thomas, APP  
Jabari Fletcher, APP  
Brad Hardee, APP  
Orry Frye, APP  
William Giles, UTC  
Steven Smigelsky, UTC  
Khirey Walker, Elon  
Lance Canington, FUR  
Clay Crosby, FUR  
Rick Fur, FUR  
Dustin Gourdin, FUR  
Daniel Leagans, FUR

David Menocal, FUR  
 Jordan Sorrells, FUR  
 Thomas Twitty, FUR  
 Brett Layson, GSU  
 Adrian Mora, GSU  
 Ty Levie, SAM  
 Richie Fordham, SAM  
 Mitch Waters, SAM  
 Ryan Keiper, CIT  
 Samuel Keeler, CIT  
 Travis Ruff, CIT  
 Kevin McCaskill, CIT  
 Charles Major, CIT  
 Cody Wilson, CIT  
 Dewitt Jones, CIT  
 Jordan Gilmore, CIT  
 Jordan Panter, CIT  
 Jonathan Vest, CIT  
 Desmond Capers, CIT  
 Andy Horn, WCU  
 Chris Everett, WCU  
 John Julien, WCU  
 Josh Deaver, WCU  
 Quintin Phillips, WCU  
 Zack Jaynes, WCU  
 Mitch Allen, WOF  
 Joe Fornadel, WOF  
 Austin Palmer, WOF  
 Ben Quick, WOF  
 Brent Owen, WOF  
 Cody Van Der Linden, WOF  
 Travis Boyd, WOF  
 Brad Miller, WOF  
 Trey Johnson, WOF  
 Ben Wilmoth, WOF  
 Kyle Lanham, WOF  
 Clark Bishop, WOF  
 Derek Wooten, WOF  
 Patrick Muga, WOF  
 Gary Blount, WOF  
 Andrew Strickland, WOF  
 Chris Cummings, WOF

## 2009 (71)

Rod Chisholm, APP  
 Cougar Norris, APP  
 Xan Thomas, APP  
 Tim Frye, APP  
 Orry Frye, APP  
 Brad Hardee, APP  
 Justin Lloyd, APP  
 Sam Martin, APP  
 Adam Miller, UTC  
 Brock Oliver, UTC  
 Joel Bradford, UTC  
 Steven Smigelsky, UTC  
 Jeff Veres, UTC  
 Austin Wilson, UTC  
 Mike Hammons, UTC  
 Dustin Tate, UTC  
 Nick Craig, UTC  
 Ryan Geist, UTC  
 Chris Shafto, Elon  
 Andrew McMicken, Elon  
 Jake Goldsberry, Elon  
 A.J. Harris, Elon  
 Khirey Walker, Elon  
 David Barrington, FUR  
 Rick Fur, FUR  
 Jordan Sorrells, FUR  
 Dustin Gourdin, FUR  
 Will King, FUR  
 Daniel Spisak, FUR  
 Chisom Onyeuku, FUR  
 Jordan Eshelman, FUR  
 Christopher Rogers, GSU  
 Cornelius (Neil) Harrell, GSU  
 Jeremy Towns, SAM  
 Dustin Taliaferro, SAM  
 Charlie Sanford, SAM  
 Cory Smith, SAM  
 Tyler Levie, SAM  
 Richie Fordham, SAM  
 Ryan Fordham, SAM  
 J. D. Lott, SAM  
 Ryan Keiper, CIT

John Synovec, CIT  
 Samuel Keeler, CIT  
 Travis Ruff, CIT  
 Jordan Panter, CIT  
 Toluwalase Akindede, CIT  
 Dewitt Jones, CIT  
 Davis Boyle, CIT  
 Leon Buncum, CIT  
 Austin Boyle, CIT  
 Cameron Turner, CIT  
 Jordon Gilmore, CIT  
 Colby McCoy, WCU  
 Zack Jaynes, WCU  
 Ricky Schwarz, WCU  
 Brett Allen, WCU  
 Michael Roulhac, WOF  
 Mitch Allen, WOF  
 Joe Fornadel, WOF  
 Austin Palmer, WOF  
 Cody Van Der Linden, WOF  
 Ben Wilmoth, WOF  
 Trey Johnson, WOF  
 Brad Miller, WOF  
 Clark Bishop, WOF  
 Chris Cummings, WOF  
 Gary Blount, WOF  
 Sean Lees, WOF  
 Brenton Bersin, WOF  
 Tommy Irvin, WOF

## 2010 (65)

Karl Anderson, APP  
 Blake Elder, APP  
 BJ Frazier, APP  
 Michael Frazier, APP  
 Orry Frye, APP  
 Brad Hardee, APP  
 Josh Jurius, APP  
 Sam Martin, APP  
 Cougar Norris, APP  
 Troy Sandes, APP  
 Toluwalase Akindede, CIT  
 Austin Boyle, CIT  
 Jeremy Buncum, CIT  
 Domic Jones, CIT  
 VanDyke Jones, CIT  
 Ryan Keiper, CIT  
 Brandon McCladdie, CIT  
 Jordan Panter, CIT  
 Travis Ruff, CIT  
 John Synovec, CIT  
 Tyler Thornton, CIT  
 Alexander Wall, CIT  
 Kyle Herbert, Elon  
 John Reece, Elon  
 Justin Ward, Elon  
 Blake Thompson, Elon  
 A.J. Harris, Elon  
 Bruce Rosell, Elon  
 Chris Shafto, Elon  
 Kevin Allman, FUR  
 David Barrington, FUR  
 Jordan Eshelman, FUR  
 Rick Furman, FUR  
 Bryan Hayes, FUR  
 Will White, FUR  
 Patrick Barker, GSU  
 Andrew Sasser, GSU  
 Ritchie Fordham, SAM  
 Craig Millard, SAM  
 Michael Pendergrast, SAM  
 Charlie Sanford, SAM  
 Justin Sly, SAM  
 Cory Smith, SAM  
 Dustin Taliaferro, SAM  
 Joel Bradford, UTC  
 Mike Hammons, UTC  
 B.J. Coleman, UTC  
 Ryan Consiglio, UTC  
 Ryan Geist, UTC  
 Shane Heatherly, UTC  
 Adam Miller, UTC  
 Brock Oliver, UTC  
 Jeff Veres, UTC  
 Brett Allen, WCU  
 Wesley Cook, WCU

Richard Schwartz, WCU  
 Charles Woolwine, WCU  
 Mitch Allen, WOF  
 Clark Bishop, WOF  
 Calvin Cantrell, WOF  
 Chris Cummings, WOF  
 Pat Illig, WOF  
 Tommy Irvin, WOF  
 Trey Johnson, WOF  
 Ben Wilmoth, WOF

## 2011 (53)

Karl Anderson, APP  
 Ian Barnard, APP  
 Graham Fisher, APP  
 Orry Frye, APP  
 Logan Hallock, APP  
 Cougar Norris, APP  
 Troy Sanders, APP  
 Xan Thomas, APP  
 Tony Washington, APP  
 Tolu Akindede, CIT  
 Preston Bailey, CIT  
 Leon Buncum, CIT  
 Brandon McCladdie, CIT  
 John Synovec, CIT  
 Christopher Thornton, CIT  
 Alexander Wall, CIT  
 Gavin Billings, Elon  
 AJ Harris, Elon  
 John Reece, Elon  
 Austin Sowell, Elon  
 Will White, FUR  
 Billy Greer, GSU  
 Adrian Mora, GSU  
 Joe Collins, SAM  
 Phillip Ketcham, SAM  
 Ben Neill, SAM  
 Greg Peranich, SAM  
 Michael Pendergast, SAM  
 Charlie Sanford, SAM  
 Justin Sly, SAM  
 Dustin Taliaferro, SAM  
 Noah Wilson, SAM  
 Joel Bradford, UTC  
 Taylor Dodds, UTC  
 Mike Hammons, UTC  
 Adam Miller, UTC  
 C.J. Murrell, UTC  
 Brock Oliver, UTC  
 Nick Pollard, UTC  
 Brett Allen, WCU  
 Wesley Cook, WCU  
 Rory Pearson, WCU  
 Dan Polaski, WCU  
 Ricky Schwarz, WCU  
 Marcus Stokes, WCU  
 Rock Williams, WCU  
 Walt Woolwine, WCU  
 Mitch Allen, WOF  
 Calvin Cantrell, WOF  
 Tymeco Gregory, WOF  
 Ryan Pretrea, WOF  
 Thomas Simms, WOF  
 James Zotto, WOF

## 2012 (58)

Karl Anderson, APP  
 Ian Barnard, APP  
 Graham Fisher, APP  
 Logan Hallock, APP  
 Troy Sanders, APP  
 Adam Scott, APP  
 Michael Washington, APP  
 Austin Boyle, CIT  
 Davis Boyle, CIT  
 Douglas German, CIT  
 Brandon McCladdie, CIT  
 Oyeyemi Oyegunle, CIT  
 Carson Smith, CIT  
 Walker Smith, CIT  
 Thomas Warren, CIT  
 Gavin Billings, Elon  
 Thomas McGuire, Elon  
 Austin Sowell, Elon  
 Dennis Wagner, Elon

Justin Ward, Elon  
 Miles Williams, Elon  
 Ernie Cain, FUR  
 Carson Parker, FUR  
 Gary Scott, FUR  
 Will White, FUR  
 Garrett Frye, GSU  
 Michael O'Neal, SAM  
 Greg Peranich, SAM  
 Michael Pendergrast, SAM  
 Charlie Sanford, SAM  
 Justin Sly, SAM  
 Jeremy Towns, SAM  
 Zeke Walters, SAM  
 Bobby Wilson, SAM  
 Bryn Oliver, UTC  
 Adam Miller, UTC  
 Nick Pollard, UTC  
 Jacob Huesman, UTC  
 C.J. Murrell, UTC  
 Davis Tull, UTC  
 Wesley Cook, WCU  
 K.P. Hicks, WCU  
 David Giron, WCU  
 Conner Orr, WCU  
 Dan Polaski, WCU  
 Bevan Robbs, WCU  
 Clark Sechrest, WCU  
 Richard Sigmon, WCU  
 Marcus Stokes, WCU  
 Rock Williams, WCU  
 Calvin Cantrell, WOF  
 Rob Greene, WOF  
 Paul Inclan, WOF  
 James Lawson, WOF  
 Zach Murray, WOF  
 Thomas Simmons, WOF  
 Kane Sherrill, WOF  
 James Zotto, WOF

## 2013 (62)

Karl Anderson, APP  
 Josh Anding, APP  
 Barrett Burns, APP  
 Austin Chambers, APP  
 Graham Fisher, APP  
 Logan Hallock, APP  
 Jacob McCann, APP  
 Tony Washington, APP  
 Cullen Brown, CIT  
 Joe Crochet, CIT  
 Preston Durham, CIT  
 Eric Goins, CIT  
 Brandon McCladdie, CIT  
 Walker Smith, CIT  
 Thomas Warren, CIT  
 Jacob Ingle, Elon  
 John Loughery, Elon  
 Thomas McGuire, Elon  
 Austin Sowell, Elon  
 Dennis Wagner, Elon  
 Ernie Cain, FUR  
 Reese Hannon, FUR  
 Gibson Klapthor, FUR  
 Andy McMillan, FUR  
 Chad Scott, FUR  
 Tanner Skogen, FUR  
 Matthew Dobson, GSU  
 Garrett Frye, GSU  
 Hunter Lamar, GSU  
 Jeffery Ward, GSU  
 Gunnar Bromelow, SAM  
 Greg Peranich, SAM  
 Brinson Porter, SAM  
 Michael O'Neal, SAM  
 Ben Neill, SAM  
 Hans Rice, SAM  
 Andy Summerlin, SAM  
 Jeremy Towns, SAM  
 Zeke Walters, SAM  
 Bobby Wilson, SAM  
 C.J. Murrell, UTC  
 Kevin Neithammer, UTC  
 Nick Pollard, UTC  
 Beau Simmons, UTC

Davis Tull, UTC  
 Chandler Addertion, WCU  
 Sertonuse Harris, WCU  
 K.P. Hicks, WCU  
 Darius Ramsey, WCU  
 London Richardson, WCU  
 Clark Sechrest, WCU  
 Richard Sigmon, WCU  
 Jake Thornton, WCU  
 T.J. Chamberlain, WOF  
 Robert Greene, WOF  
 Octavius Harden, WOF  
 Paul Inclan, WOF  
 Marcus Isom, WOF  
 James Lawson, WOF  
 Kane Sherrill, WOF  
 Kevin Thomas, WOF  
 James Zotto, WOF

## 2014 (66)

Joe Crochet, CIT  
 Eric Goins, CIT  
 Nick Jeffreys, CIT  
 Austin Jordan, CIT  
 Craig Miller, CIT  
 Hunter Morris, CIT  
 Isaiah Pinson, CIT  
 Carson Smith, CIT  
 Walker Smith, CIT  
 Will Vanvick, CIT  
 Kyle Weaver, CIT  
 Ernie Cain, FUR  
 Duncan Fletcher FUR  
 Andy McMillan, FUR  
 Chad Scott, FUR  
 Dillon Woodruff, FUR  
 John Garrett Abernathy, MER  
 Robert Brown, MER  
 Devin Davidson, MER  
 Rob East, MER  
 Mike Gray, MER  
 Cody Jones, MER  
 James Palmer, MER  
 Grant Radakovich, MER  
 John Russ, MER  
 Kirby Southard, MER  
 Brett Steverson, MER  
 Michael Wagner, MER  
 Tyler Ward, MER  
 Avery White, MER  
 Gunnar Bromelow, SAM  
 Wesley Carter, SAM  
 Reece Everett, SAM  
 Michael O'Neal, SAM  
 Greg Peranich, SAM  
 Brinson Porter, SAM  
 Ryan Bossung, UTC  
 Derrick Craine, UTC  
 Kevin Niethammer, UTC  
 Nick Pollard, UTC  
 Jacob Revis, UTC  
 Jerkerious Scott, UTC  
 Hunter Townson, UTC  
 Davis Tull, UTC  
 Hayden Alford, VMI  
 Al Cobb, VMI  
 Chris Copeland, VMI  
 K.P. Hicks, WCU  
 Andrew Mayton, WCU  
 Lee Patillo, WCU  
 Fred Payne, WCU  
 Darius Ramsey, WCU  
 Richard Sigmon, WCU  
 Taylor Bragg, WOF  
 Nick Colvin, WOF  
 Steven Cornellier, WOF  
 Octavius Harden, WOF  
 Cole Higbie, WOF  
 Brody Hingst, WOF  
 Marcus Isom, WOF  
 David Marvin, WOF  
 Paul Nelson, WOF  
 T.J. Novotny, WOF  
 Brian Sanders, WOF  
 Kevin Thomas, WOF  
 Anton Wharby, WOF



**2015 (81)**

Caleb Bennett, CIT  
 Tyus Carter, CIT  
 Joe Crochet, CIT  
 Brandon Eakins, CIT  
 Eric Goins, CIT  
 Nick Jeffreys, CIT  
 Craig Miller, CIT  
 Myles Pierce, CIT  
 Lee Riley, CIT  
 Will Vanvick, CIT  
 Kyle Weaver, CIT  
 Duncan Fletcher, FUR  
 Reese Hannon, FUR  
 Carl Rider, FUR  
 Andy Schumpert, FUR  
 Chad Scott, FUR  
 Dillon Woodruff, FUR  
 John Abernathy, MER  
 Samuel Arrington, MER  
 Lee Bennett, MER  
 Robert Brown, MER  
 Devin Davidson, MER  
 Robert East, MER  
 Michael Gray, MER  
 Brandon Gurley, MER  
 Cody Jones, MER  
 CJ Kleckley, MER  
 Philip Lieb, MER  
 Thomas Marchman, MER  
 Arterious Mitchell, MER  
 Grant Radakovich, MER  
 Zechariah Rice, MER  
 John Russ, MER  
 Kirby Southard, MER  
 Tyler Ward, MER  
 Avery White, MER  
 Charles Yates, MER  
 Gunnar Bromelow, SAM  
 Wesley Carter, SAM  
 Carter McManes, SAM  
 Anthony Pistelli, SAM  
 Jacob Wilks, SAM  
 Derek Slaughter, SAM  
 Cody Bennett, UTC  
 Jacob Revis, UTC  
 Nikolay Timoshchuk, UTC  
 Ryan Bossung, UTC  
 Derrick Craine, UTC  
 Alex Hooper, UTC  
 Hunter Townson, UTC  
 Hayden Alford, VMI  
 Al Cobb, VMI  
 Chris Copeland, VMI  
 Patrick Doucette, VMI  
 Brian Ellis, VMI  
 Ryan Francis, VMI  
 Scott Frazier, VMI  
 Chad Jacob, VMI  
 Andrew Lewis, VMI  
 Tony Richardson, VMI  
 Greg Sanders, VMI  
 Chandler Addertion, WCU  
 Derrick Davis, WCU  
 Blake Metcalf, WCU  
 A.J. Newman, WCU  
 London Richardson, WCU  
 Daniel Riddle, WCU  
 Kaleb Spry, WCU  
 Zach Weeks, WCU  
 Taylor Bragg, WOF  
 Logan Christian, WOF  
 Nick Colvin, WOF  
 Steven Cornellier, WOF  
 Jared Jacon-Duffy, WOF  
 David Marvin, WOF  
 Paul Nelson, WOF  
 T.J. Novotny, WOF  
 John Patterson, WOF  
 Brian Sanders, WOF  
 Anton Wahrby, WOF  
 Hunter Windham, WOF

**2016 (90)**

Ken Allen, CIT

Jordan Black, CIT  
 Tyus Carter, CIT  
 Joe Crochet, CIT  
 Jonathan Dorogy, CIT  
 Nick Jeffreys, CIT  
 Patrick Keefe, CIT  
 Myles Pierce, CIT  
 Will Vanvick, CIT  
 Kyle Weaver, CIT  
 Samuel Wiike, ETSU  
 Alston Quillin, ETSU  
 Haddon Hill, ETSU  
 Jack Jones, ETSU  
 Austin Herink, ETSU  
 Christopher Bouyer, ETSU  
 Johnathon Jerman, ETSU  
 Kobe Kelley, ETSU  
 Christopher Jackson, ETSU  
 Austin Gatewood, ETSU  
 Kevin McConnell, ETSU  
 Jackson Buonamia, FUR  
 Duncan Fletcher, FUR  
 Reese Hannon, FUR  
 Carl Rider, FUR  
 Brian Ross, FUR  
 Andy Schumpert, FUR  
 Chad Scott, FUR  
 Wade Smith, FUR  
 Tosin Aguebor, MER  
 Samuel Arrington, MER  
 Lemarkus Bailey, MER  
 Robert Brown, MER  
 Sytavious Brown, MER  
 Tanner Brumby, MER  
 Coleman Fisher, MER  
 Michael Gray, MER  
 Brandon Gurley, MER  
 Dorian Kithcart, MER  
 Clifford Kleckley, MER  
 Philip Lieb, MER  
 Corey Lockett, MER  
 Thomas Marchman, MER  
 Steven Nixon, MER  
 John Russ, MER  
 Tyler Ward, MER  
 Charles Yates, MER  
 Reece Everett, SAM  
 Carter McManes, SAM  
 Mitchell Smith, SAM  
 Ryan White, SAM  
 Cody Bennett, UTC  
 Colin Brewer, UTC  
 Derrick Craine, UTC  
 Alex Hooper, UTC  
 Branden Parker, UTC  
 Hunter Townson, UTC  
 Alex Trotter, UTC  
 Zach Baker, VMI  
 Al Cobb, VMI  
 Patrick Doucette, VMI  
 Tyler Fedison, VMI  
 Ryan Francis, VMI  
 Scott Frazier, VMI  
 Chad Jacob, VMI  
 Andrew Lewis, VMI  
 Tony Richardson, VMI  
 Greg Sanders, VMI  
 Chandler Addertion, WCU  
 Ian Berryman, WCU  
 Nathan Dalton, WCU  
 Corey Holloway, WCU  
 Ethan James, WCU  
 Tyler Junius, WCU  
 Andrew Mayton, WCU  
 A.J. Newman, WCU  
 Daniel Riddle, WCU  
 Kaleb Spry, WCU  
 Jerod Walls, WCU  
 Zach Weeks, WCU  
 Nick Colvin, WOF  
 Steven Cornellier, WOF  
 Jared Jacon-Duffy, WOF  
 David Marvin, WOF  
 T.J. Novotny, WOF  
 John Patterson, WOF  
 Malik Rivera, WOF

Brian Sanders, WOF  
 Anton Wahrby, WOF  
 Hunter Windham, WOF

**2017 (81)**

Carl Cunningham Jr., CIT  
 Cody Floyd, CIT  
 Jacob Godek, CIT  
 Cam Jackson, CIT  
 Patrick Keefe, CIT  
 Jonathan King, CIT  
 Myles Pierce, CIT  
 Blake Bockrath, ETSU  
 Chris Bouyer, ETSU  
 Eddie Gajardo, ETSU  
 Austin Gatewood, ETSU  
 JD Griffin, ETSU  
 Austin Herink, ETSU  
 Haddon Hill, ETSU  
 JJ Jerman, ETSU  
 Kobe Kelley, ETSU  
 Trey Quilin, ETSU  
 Braxton Richburg, ETSU  
 Austin Rowan, ETSU  
 Myles Smith, ETSU  
 Jajuan Stinson, ETSU  
 Hunter Wiike, ETSU  
 Cole Kennedy, FUR  
 Reed Kroeber, FUR  
 Bo Layton, FUR  
 Jack Owen, FUR  
 Harris Roberts, FUR  
 Sean Rusnak, FUR  
 Andy Schumpert, FUR  
 Wade Smith, FUR  
 Jonah Tibbs, FUR  
 Dillon Woodruff, FUR  
 Tucker Cannon, MER  
 Logan Craighead, MER  
 Cole Fisher, MER  
 Jake Flath, MER  
 Brandon Gurley, MER  
 Dorian Kithcart, MER  
 Alex Lakes, MER  
 Thomas Marchman, MER  
 Ryan May, MER  
 Tee Mitchell, MER  
 Steven Nixon, MER  
 Sidney Otiwu, MER  
 Jack Raines, MER  
 Brumby Tanner, MER  
 Chase Westfall, MER  
 Austin Wysor, MER  
 Caleb Yates, MER  
 Austin Barnard, SAM  
 Alec Happel, SAM  
 Reid Hulgán, SAM  
 Carter McManes, SAM  
 Matthew Pittarelli, SAM  
 Jordan Weaver, SAM  
 Rashun Freeman, UTC  
 Alex Hooper, UTC  
 Jerrell Lawson, UTC  
 Branden Parker, UTC  
 Hawk Schrider, UTC  
 Cole Strange, UTC  
 Zach Baker, VMI  
 Patrick Doucette, VMI  
 Ryan Francis, VMI  
 Jake Paladino, VMI  
 Tony Richardson, VMI  
 Greg Sanders, VMI  
 Matthew Bair, WCU  
 Ian Berryman, WCU  
 Nathan Dalton, WCU  
 Tyler Junius, WCU  
 A.J. Newman, WCU  
 Tanner Poindexter, WCU  
 Daniel Riddle, WCU  
 Jerod Walls, WCU  
 Zach Weeks, WCU  
 Jared Jacon-Duffy, WOF  
 Blake Jersaty, WOF  
 Michael Ralph, WOF  
 Malik Rivera, WOF  
 Liam Ronan, WOF

**2018 (79)**

Aaron Brawley, CIT  
 Sean-Thomas Faulkner, CIT  
 Jacob Godek, CIT  
 Patrick Keefe, CIT  
 Brandon Rainey, CIT  
 Gage Russell, CIT  
 Dante Smith, CIT  
 Raleigh Webb, CIT  
 Denzel Wright, CIT  
 Chris Bouyer, ETSU  
 Eddie Gajardo, ETSU  
 Austin Gatewood, ETSU  
 Austin Herink, ETSU  
 Haddon Hill, ETSU  
 JJ Jerman, ETSU  
 Kobe Kelley, ETSU  
 Greg McCloud, ETSU  
 Cameron Parker, ETSU  
 Matt Thompson, ETSU  
 Dylan Weigel, ETSU  
 Grayson Atkins, FUR  
 Reed Kroeber, FUR  
 Bo Layton, FUR  
 Jack Owen, FUR  
 Harris Roberts, FUR  
 Wade Smith, FUR  
 Guysen Bohler, MER  
 Michael Cannon, MER  
 Thomas Craighead, MER  
 Coleman Fisher, MER  
 John Flath, MER  
 Charles Frost, MER  
 Brandon Gurley, MER  
 John Iorillo, MER  
 Barron King, MER  
 Dorian Kithcart, MER  
 Connor Krieger, MER  
 Arterious Mitchell, MER  
 Steven Nixon, MER  
 Sidney Otiwu, MER  
 Andrew Pettit, MER  
 John Raines, MER  
 Matthew Shiel, MER  
 Carl Westfall, MER  
 Austin Wysor, MER  
 Nicholas Barton, SAM  
 Nathan East, SAM  
 Matthew Pittarelli, SAM  
 John Staton, SAM  
 Jordan Weaver, SAM  
 Colin Brewer, UTC  
 Marshall Cooper, UTC  
 Rashun Freeman, UTC  
 Jerrell Lawson, UTC  
 Jared Nash, UTC  
 Bryce Nunnally, UTC  
 Hawk Schrider, UTC  
 Jonathan Stovall, UTC  
 Cole Strange, UTC  
 Alex Trotter, UTC  
 Zach Baker, VMI  
 Brad Davis, VMI  
 Reed King, VMI  
 Jake Paladino, VMI  
 Colby Rider, VMI  
 A.J. Smith, VMI  
 Jordan Ward, VMI  
 Kenny Benton, WCU  
 Ian Berryman, WCU  
 Nathan Dalton, WCU  
 Alan Harris, WCU  
 Corey Holloway, WCU  
 Will Jones, WCU  
 Kaleb Spry, WCU  
 Grady Thomas, WCU  
 Zach Weeks, WCU  
 John Beckley, WOF  
 Blake Jersaty, WOF  
 Garrison Moore, WOF  
 Michael Ralph, WOF  
 Andy Riazzi, WOF  
 Weston Rountree, WOF  
 Ryan Titus, WOF  
 Brandon Zmary, WOF

**2019 (79)**

Aaron Brawley, CIT  
 Matt Campbell, CIT  
 Thomas Crawford, CIT  
 Sean-Thomas Faulkner, CIT  
 Jacob Godek, CIT  
 Elijah Lowe, CIT  
 Brandon Rainey, CIT  
 Gage Russell, CIT  
 Dante Smith, CIT  
 Raleigh Webb, CIT  
 Denzel Wright, CIT  
 Nate Adkins, ETSU  
 Ben Blackmon, ETSU  
 Eddie Gajardo, ETSU  
 Dustin Nickle, ETSU  
 Cameron Parker, ETSU  
 Austin Rowan, ETSU  
 Chase Abshier, FUR  
 Grayson Atkins, FUR  
 Jack Hardin, FUR  
 Reed Kroeber, FUR  
 Bo Layton, FUR  
 Jack Owen, FUR  
 Hamp Sisson, FUR  
 Michael Cannon, MER  
 Willie Coneway, MER  
 Thomas Craighead, MER  
 John Flath, MER  
 Collin Foster, MER  
 Charles Frost, MER  
 John Iorillo, MER  
 Eric Jackson, MER  
 Barron King, MER  
 Dorian Kithcart, MER  
 Conner Krieger, MER  
 Landon Miller, MER  
 Sidney Otiwu, MER  
 Loy Peppers, MER  
 Andrew Pettit, MER  
 John Raines, MER  
 Robert Riddle, MER  
 Carl Westfall, MER  
 Nicholas Barton, SAM  
 Nathan East, SAM  
 Mitchell Fineran, SAM  
 Luke Hill, SAM  
 Jonathan Moore, SAM  
 Gavin Orr, SAM  
 Matthew Pittarelli, SAM  
 Bradley Porcellato, SAM  
 Chandler Smith, SAM  
 Kendall Watson, SAM  
 Colin Brewer, UTC  
 Thomas Burks, UTC  
 Marshall Cooper, UTC  
 Rashun Freeman, UTC  
 Jack Keebler, UTC  
 Jerrell Lawson, UTC  
 Bryce Nunnally, UTC  
 CaMiron Smith, UTC  
 Christian Snyder, UTC  
 Jonathan Stovall, UTC  
 Cole Strange, UTC  
 Nick Tiano, UTC  
 Brad Davis, VMI  
 Michael Jackson, VMI  
 Reed King, VMI  
 Colby Rider, VMI  
 Jonathan Tobin, VMI  
 Jordan Ward, VMI  
 Clayton Bardall, WCU  
 Allan Harris, WCU  
 Ezekiel Jennette, WCU  
 Will Jones, WCU  
 Grady Thomas, WCU  
 John Beckley, WOF  
 Blake Jersaty, WOF  
 Garrison Moore, WOF  
 Liam Ronan, WOF

**2020-21 (83)**

Marquise Blount, CIT  
 Logan Braucht, CIT  
 Matt Campbell, CIT

Thomas Crawford, CIT  
 Andy Davis, CIT  
 Tyler Long, CIT  
 Cole Owens, CIT  
 Jay Smith, CIT  
 Johnathan Toole, CIT  
 Cooper Wallace, CIT  
 Raleigh Webb, CIT  
 Nate Adkins, ETSU  
 Max Evans, ETSU  
 Alijah Huzzie, ETSU  
 Tyler Keltner, ETSU  
 Chandlor Mullins, ETSU  
 Dawson Pierson, ETSU  
 Timothy Stayskal, ETSU  
 Zach West, ETSU  
 Chase Abshier, FUR  
 Timmy Bleekrode, FUR  
 Clark Daniel, FUR  
 Jacob Johannning, FUR  
 Reed Kroeber, FUR  
 Nicky Kuzemka, FUR  
 Jack Owen, FUR  
 Hugh Ryan, FUR  
 Hamp Sisson, FUR  
 Kashawn Baker, MER  
 Matthew Burke, MER  
 Caleb Dowden, MER  
 Devin Folser, MER  
 Collin Foster, MER  
 Trey Iorillo, MER  
 Deondre Johnson, MER  
 Barron King, MER  
 Conner Krieger, MER  
 Zachary Lassiter, MER  
 Bryce Lawrence, MER  
 Landon Miller, MER  
 Drake Starks, MER  
 Lance Wise, MER  
 Ty Boles, SAM  
 Dakota Chapman, SAM  
 Nathan East, SAM  
 Mitchell Fineran, SAM  
 Nick Jackson, SAM  
 Armond Lloyd, SAM  
 Jonathan Moore, SAM  
 Bradley Porcellato, SAM  
 Tyler Russell, SAM  
 Grant Urenovitch, SAM  
 Kendall Watson, SAM  
 Tyron Arnett, UTC  
 Drayton Arnold, UTC  
 Gabe Boring, UTC  
 Evan Brown, UTC  
 McClendon Curtis, UTC  
 Rashun Freeman, UTC  
 Kohl Henke, UTC  
 Jerrell Lawson, UTC  
 Andrew Manning, UTC  
 Cody Olszewski, UTC  
 Cameron Perry, UTC  
 CaMiron Smith, UTC  
 Christian Snyder, UTC  
 Cole Strange, UTC  
 Brad Davis, VMI  
 Michael Jackson, VMI  
 Jonathan Tobin, VMI  
 Aaron Vardell, VMI  
 Jordan Ward, VMI  
 Clayton Bardall, WCU  
 Will Jones, WCU  
 Richard McCollum, WCU  
 Micah Nelson, WCU  
 Elijah Ball, WOF  
 John Beckley, WOF  
 John Harrington, WOF  
 Garrison Moore, WOF  
 Jaxen Rogers, WOF  
 James Wells, WOF  
 Jim Welsh, WOF

## 2021 (112)

Marquise Blount, CIT  
 Matthew Campbell, CIT  
 William Carley, CIT  
 Tyler Cherry, CIT

Andrew Davis, CIT  
 Haden Haas, CIT  
 Colby Kintner, CIT  
 Michael McDowell, CIT  
 Cameron Moewe, CIT  
 William Smith, CIT  
 Nathan Storch, CIT  
 Jonathan Toole, CIT  
 Cooper Wallace, CIT  
 Raleigh Webb, CIT  
 Nate Adkins, ETSU  
 Nate Brackett, ETSU  
 Max Evans, ETSU  
 Tyler Keltner, ETSU  
 Colton Lakes, ETSU  
 Chandlor Mullins, ETSU  
 Dawson Pierson, ETSU  
 Tre'mond Shorts, ETSU  
 Tim Stayskal, ETSU  
 Zach West, ETSU  
 Chase Abshier, FUR  
 Julian Ashby, FUR  
 Timmy Bleekrode, FUR  
 Luke Bynum, FUR  
 Clark Daniel, FUR  
 Evan DiMaggio, FUR  
 Wyatt Hughes, FUR  
 Jacob Johannning, FUR  
 Nicky Kuzemka, FUR  
 Axel Lepvreau, FUR  
 Bryce McCormick, FUR  
 Jack Rhodes, FUR  
 Hugh Ryan, FUR  
 Hamp Sisson, FUR  
 Dusty Baker, MER  
 Isaac Dowling, MER  
 Devin Folser, MER  
 Dylan Fromm, MER  
 Danijah Gammage, MER  
 Aidan Higgins, MER  
 Ari Kamau, MER  
 Barron King, MER  
 Zachary Lassiter, MER  
 Brycen Lawrence, MER  
 Landon Miller, MER  
 William Peevy, MER  
 Christian Starks, MER  
 Alvin Ward, MER  
 Jordan Williams, MER  
 Alfred Wooten, MER  
 Tay Berry, SAM  
 Ty Boles, SAM  
 Jabari Brooks, SAM  
 Dakota Chapman, SAM  
 Josiah Cotton, SAM  
 Nathan East, SAM  
 Cooper Frazier, SAM  
 Ty Hatcher, SAM  
 Donovan Hawkins, SAM  
 Ty Herring, SAM  
 Nick Jackson, SAM  
 Noah Martin, SAM  
 Bradley Porcellato, SAM  
 Peyton Ringer, SAM  
 Tyler Russell, SAM  
 Seth Simmer, SAM  
 Chandler Smith, SAM  
 J.R. Tran-Reno, SAM  
 Kendall Watson, SAM  
 Tyon Arnett, UTC  
 Gabe Boring, UTC  
 Alec Boruff, UTC  
 Evan Brown, UTC  
 McClendon Curtis, UTC  
 Ailym Ford, UTC  
 Rashun Freeman, UTC  
 Kohl Henke, UTC  
 Jeremiah Katt, UTC  
 Jerrell Lawson, UTC  
 Reuben Lowery III, UTC  
 Andrew Manning, UTC  
 Cody Olszewski, UTC  
 Aaron Sears, UTC  
 CaMiron Smith, UTC  
 Christian Snyder, UTC  
 Cole Strange, UTC

Reid Williams, UTC  
 Evan Eller, VMI  
 Collin Ironside, VMI  
 Michael Jackson, VMI  
 James Reid, VMI  
 Grant Swinehart, VMI  
 Jonathan Tobin, VMI  
 Aaron Vardell, VMI  
 Clayton Bardall, WCU  
 Brandon Dickerson, WCU  
 Richard McCollum, WCU  
 Michah Nelson, WCU  
 Giovanni Ricciardi, WCU  
 Malik Richardson, WCU  
 Elijah Ball, WOF  
 John Beckley, WOF  
 John Boyles, WOF  
 John Harrington, WOF  
 Atkins Roberts, WOF  
 Jaxen Rogers, WOF  
 James Wells, WOF  
 Jim Welsh, WOF

## 2022 (98)

Michael Bartlucchi, CIT  
 Marquise Blount, CIT  
 (Anthony) Saul Diaz, CIT  
 Javonte Graves-Billips, CIT  
 Brian Horn, CIT  
 Colby Kintner, CIT  
 Michael McDowell, CIT  
 Cameron Moewe, CIT  
 W. "Jay" Smith, CIT  
 Graeson Underwood, CIT  
 Cooper Wallace, CIT  
 Quinn Caballero, ETSU  
 Haynes Eller, ETSU  
 Max Evans, ETSU  
 Shaun Hastings, ETSU  
 Trace Kelley, ETSU  
 Tyler Keltner, ETSU  
 Chandler Martin, ETSU  
 Joe Schreiber, ETSU  
 Cason Setzekorn, ETSU  
 Tim Stayskal, ETSU  
 Trevor Thompson, ETSU  
 Zach West, ETSU  
 Julian Ashby, FUR  
 Luke Bynum, FUR  
 Evan DiMaggio, FUR  
 Wyatt Hughes, FUR  
 Jacob Johannning, FUR  
 Nicky Kuzemka, FUR  
 Axel Lepvreau, FUR  
 Bryce McCormick, FUR  
 Jack Rhodes, FUR  
 Hugh Ryan, FUR  
 Bryce Stanfield, FUR  
 Sam Whitney, FUR  
 Ty Youngblood, FUR  
 Edward Adcock, MER  
 Dusty Baker, MER  
 Justin Coleman, MER  
 Isaac Dowling, MER  
 Devin Folser, MER  
 Danijah Gammage, MER  
 Kentavian Standley, MER  
 Jordan Swain, MER  
 Marques Thomas, MER  
 Alfred Wooten, MER  
 Tay Berry, SAM  
 Henry Bishop, SAM  
 Evan Brown, SAM  
 David Coleman, SAM  
 Josiah Cotton, SAM  
 Nathan East, SAM  
 Austin Guyse, SAM  
 Donovan Hawkins, SAM  
 Nick Jackson, SAM  
 Noah Martin, SAM  
 Josh Mathiasen, SAM  
 Michael Mitchler, SAM  
 Brad Porcellato, SAM  
 Peyton Ringer, SAM  
 Seth Simmer, SAM  
 Chandler Smith, SAM

JR Tran-Reno, SAM  
 Tyron Arnett, UTC  
 Gabe Boring, UTC  
 Alec Boruff, UTC  
 Evan Brown, UTC  
 McClendon Curtis, UTC  
 Reuben Lowery, UTC  
 Cody Olszewski, UTC  
 Sam Phillips, UTC  
 Jason Pierce, UTC  
 Aaron Sears, UTC  
 CaMiron Smith, UTC  
 Jordan Walker, UTC  
 Reid Williams, UTC  
 Austin Doyle, VMI  
 Will Reid, VMI  
 Grant Swinehart, VMI  
 Aaron Vardell, VMI  
 Marlon Alexander, WCU  
 Clayton Bardall, WCU  
 Brandon Dickerson, WCU  
 Richard McCollum, WCU  
 Micah Nelson, WCU  
 Giovanni Ricciardi, WCU  
 Malik Richardson, WCU  
 John Boyles, WOF  
 John Harrington, WOF  
 Brandon Maina, WOF  
 Landon Parker, WOF  
 Jacob Ritchie, WOF  
 Atkins Roberts, WOF  
 Jack Scroggs, WOF  
 Jason Swann, WOF  
 Garrett Vernon, WOF  
 James Wells, WOF  
 Cameron Woolery, WOF

## 2023

Brody Swafford, UTC  
 Reid Williams, , UTC  
 Evan Brown, , UTC  
 Reuben Lowery, , UTC  
 Jeremiah Katt, UTC  
 Malone VanGorder, UTC  
 Jay Gibson, UTC  
 Montrell Henderson, UTC  
 Alex Mitchell, UTC  
 LukeLane, UTC  
 Ailym Ford, UTC  
 Holden Cassell, ETSU  
 Stephen Scott, ETSU  
 Quinn Caballero, ETSU  
 William Riddle, ETSU  
 Haynes Eller, ETSU  
 Nate Brackett, ETSU  
 Zach West ETSU  
 Max Evans ETSU  
 Trevor Thompson, ETSU  
 Ewan Johnson, ETSU  
 Chris Everhart, ETSU  
 Tim Stayskal, ETSU  
 Xavier Gaillardetz, ETSU  
 Jaylen Frierson, ETSU  
 Will Flowers, ETSU  
 Julian Ashby, FUR  
 Bryce Stanfield, FUR  
 Nick Cannon, FUR  
 Nicky Kuzemka, FUR  
 Gerrik Vollmer, FUR  
 Jack Rhodes, FUR  
 Wyatt Hughes, FUR  
 Jacob Johannning, FUR  
 Hugh Ryan, FUR  
 Evan DiMaggio, FUR  
 E.J. Wilson, FUR  
 Myion Hicks, FUR  
 Axel Lepvreau, FUR  
 Jeremiah Jackson, FUR  
 Charles Watson, FUR  
 Tyler Huff, FUR  
 Ian Garcia, MER  
 John Bliss, MER  
 Edward Adcock, MER  
 Carter Peevy, MER  
 Kentavian Standley, MER  
 Bryce Addison, MER

Isaac Dowling, MER  
 John Thomas, MER  
 Thomas Pollack, MER  
 AI Wooten, MER  
 Jordan Swain, MER  
 Joe Miller, MER  
 Isaac Prince-Oyakhire, MER  
 Carson Griffin, MER  
 Nick Jackson, SAM  
 Chandler Smith, SAM  
 Luke Byrne, SAM  
 Christopher Noble, SAM  
 Peyton Ringer, SAM  
 Josiah Cotton, SAM  
 Donovan Hawkins, SAM  
 Henry Bishop, SAM  
 Joshua Mathiasen, SAM  
 Nour Tayara, SAM  
 David Coltrane, SAM  
 Jaden Mosley, SAM  
 Cooper Frazier, SAM  
 Noah Martin, SAM  
 Michael Mitchler, SAM  
 Joseph Mera, SAM  
 Alex Applefield, SAM  
 Michael Hiers, SAM  
 Will Thorley, SAM  
 Elijah Bass, CIT  
 Cole England, CIT  
 (David) Will Ramey, CIT  
 (Woodrow) Wilson Long, CIT  
 Jackson Dorris, CIT  
 Josh Cole, CIT  
 Michael McDowell, CIT  
 Carson Walter, CIT  
 (Anthony) Saul Diaz, CIT  
 Cooper Wallace, CIT  
 Cameron Moewe, CIT  
 W. "Jay" Smith, CIT  
 Graeson Underwood, CIT  
 Javonte Graves-Billips, CIT  
 Michael Bartlucchi, CIT  
 Jack G McCall, CIT  
 Hayden Johnson, CIT  
 (Mitchell) Rett Russell, CIT  
 Justice Gilliard, CIT  
 Varney Layman, CIT  
 Tyler Cherry, CIT  
 Collin Ironside, VMI  
 James William II Reid, VMI  
 Austin Doyle, VMI  
 Justin Peterson, VMI  
 Grant Swinehart, VMI  
 AJ Colombo, WCU  
 Peyton Davis, WCU  
 Marlon Alexander, WCU  
 Giovanni Ricciardi, WCU  
 Malik Richardson, WCU  
 Colby Cross, WCU  
 Clayton Bardall, WCU  
 Blake Whitmore, WCU  
 Richard McCollum, WCU  
 Paxton Robertson, WCU  
 Lee Campbell, WCU  
 Kyle Parsons, WOF  
 Corey Seay, WOF  
 Bridger Jones, WOF  
 Atkins Roberts, WOF  
 Bryson Dickerson, WOF  
 Jason Swann, WOF  
 Jacob Ritchie, WOF  
 Cameron Woolery, WOF  
 Brandon Maina, WOF  
 David Powers, WOF  
 Chase Soper, WOF  
 Nick Morgan, WOF  
 Maximus Pulley, WOF  
 Eli Purcell, WOF



**Appalachian State 34, No. 5 Michigan 32**  
**Sept. 1, 2007**

**ANN ARBOR, Mich.** – Julian Rauch’s 24-yard field goal with 26 seconds left put Appalachian State ahead of Michigan and Corey Lynch blocked a field goal in the final seconds to seal one of college football’s biggest upsets as the Mountaineers prevailed over the fifth-ranked Wolverines, 34-32, in front of 109,218 fans. The win marked the first-ever FCS win over a ranked FBS opponent.

“We’re still sort of shocked,” coach Jerry Moore said after being carried off the field by his players.

Appalachian State’s victory prompted the Associated Press to allow FCS teams to be considered for inclusion in the 71-year-old poll for the first time.

	1Q	2Q	3Q	4Q	F
Appalachian State	7	21	3	3	- 34
Michigan	14	3	9	6	- 32



*Corey Lynch (47) blocked Michigan’s last-second field-goal try to seal Appalachian State’s historic win in the “Big House.”*

**SoCon wins over FBS opponents (31)**

- 1982 Furman 28, South Carolina 23
- 1983 Furman 17, Georgia Tech 14
- 1983 Chattanooga 38, Louisiana-Lafayette 14
- 1983 Appalachian State 27, Wake Forest 25
- 1984 Chattanooga 9, Louisiana-Lafayette 7
- 1984 Furman 34, North Carolina State 30
- 1985 Furman 42, North Carolina State 20
- 1987 ETSU 29, North Carolina State 14
- 1988 The Citadel 42, Navy 35
- 1988 Appalachian State 34, Wake Forest 34
- 1989 Appalachian State 15, Wake Forest 10
- 1989 The Citadel 14, Navy 10
- 1990 The Citadel 38, South Carolina 35
- 1991 The Citadel 20, Army 14
- 1991 Appalachian State 17, Wake Forest 3
- 1992 The Citadel 10, Arkansas 3
- 1992 The Citadel 15, Army 14
- 1995 Appalachian State 24, Wake Forest 22
- 1998 Appalachian State 30, Wake Forest 27
- 1999 Furman 28, North Carolina 3
- 2000 Wofford 24, Louisiana-Monroe 6
- 2000 Appalachian State 20, Wake Forest 16
- 2004 Georgia Southern 53, Florida International 32
- 2007 Appalachian State 34, No. 5 Michigan 32
- 2013 Samford 31, Georgia State 21
- 2013 Chattanooga 42, Georgia State 14
- 2013 Georgia Southern 26, Florida 20
- 2015 Furman 16, UCF 15
- 2015 The Citadel 23, South Carolina 22
- 2019 The Citadel 27, Georgia Tech 24 (OT)
- 2021 ETSU 23, Vanderbilt 3

**Furman 28, North Carolina 3**  
**Oct. 30, 1999**




*Louis Ivory rushed for 177 yards and a touchdown as Furman manhandled North Carolina, 28-3.*

**Wofford 24, Louisiana-Monroe 6**  
**Nov. 18, 2000**



*QB Travis Wilson rushed for a pair of scores as Wofford topped Louisiana-Monroe, 24-6.*

**The Citadel 10, Arkansas 3**  
**Sept. 5, 1992**



*All-American fullback Everette Sands of The Citadel powered past Arkansas, 10-3, in the Razorbacks’ first game as an SEC school.*



## ~::~~ TOTAL OFFENSE ~::~~

### MOST PLAYS

#### Half

59, Michael Payton (MAR) vs. Western Carolina, Oct. 31, 1992  
 48, Devlin Hodges (SAM) at Mississippi St., Oct. 29, 2016 (2nd)  
 47, DeAndre Presley (APP) vs. Villanova, Dec. 11, 2010 (2nd)  
 47, Devlin Hodges (SAM) at Kennesaw St., Nov. 25, 2017 (2nd)  
 47, Michael Hiers (SAM) at Chattanooga, Nov. 12, 2022 (1st)  
 45, Devlin Hodges (SAM) at The Citadel, Nov. 10, 2018 (1st)  
 44, Andy Summerlin, (SAM) at Furman, Nov. 9, 2013 (2nd)  
 44, Reece Udinski (VMI) at Western Caro., Sept. 22, 2018 (2nd)  
 43, Devlin Hodges (SAM) vs. Chattanooga, Oct. 28, 2017 (1st)  
 42, Devlin Hodges (SAM) at Western Caro., Sept. 23, 2017 (2nd)

#### Game

86, Devlin Hodges (SAM) at Miss. St., Oct. 29, 2016  
 83, Liam Welch (SAM) vs. ETSU, Sept. 25, 2021  
 80, Reece Udinski (VMI) at WCU, Sept. 22, 2018  
 79, Devlin Hodges (SAM) at The Citadel, Nov. 10, 2018  
 77, Troy Mitchell (WCU) at South Florida, Aug. 30, 2014  
 77, Devlin Hodges (SAM) at WCU, Oct. 24, 2015  
 74, Michael Payton (MAR) vs. WCU, Oct. 31, 1992  
 74, Devlin Hodges (SAM) at KSU, Nov. 25, 2017  
 74, Reece Udinski (VMI) vs. Mercer, Sept. 29, 2018  
 73, Tony Petersen (MAR) vs. WCU, Nov. 14, 1987  
 73, Reece Udinski (VMI) at ETSU, Sept. 14, 2019  
 73, Rogan Wells (WCU) vs. Samford, Sept. 18, 2021  
 73, Jace Wilson (FUR) vs. Samford, Oct. 1, 2022

#### Season

641, Devlin Hodges (SAM), 2016  
 640, Devlin Hodges (SAM), 2018  
 623, Devlin Hodges (SAM), 2017  
 622, Scott Riddle (Elon), 2007  
 600, Reece Udinski (VMI), 2018  
 588, Liam Welch (SAM), 2021  
 570, Michael Hiers (SAM), 2022  
 537, Andy Summerlin (SAM), 2013  
 533, Reece Udinski (VMI), 2019  
 527, Jacob Huesman (UTC), 2014

#### Career

2,266, Devlin Hodges (SAM), 2015-18  
 2,069, Scott Riddle (Elon), 2007-2010  
 1,935, Armanti Edwards (APP), 2006-09  
 1,892, Jacob Huesman (UTC), 2012-15  
 1,766, Tyrie Adams (WCU), 2016-19  
 1,450, Reece Udinski (VMI) 2017-21  
 1,425, Dustin Taliaferro (SAM), 2008-11  
 1,411, Richie Williams (APP), 2002-05  
 1,348, Greg Ryan (ETSU), 1993-96  
 1,335, D.J. Campbell (APP), 1989-92

### MOST TOTAL YARDS

#### Game

655, Liam Welch (SAM) vs. ETSU, Sept. 25, 2021  
 586, Devlin Hodges (SAM) at WCU, Oct. 6, 2018  
 581, Liam Welch (SAM) vs. VMI, March 20, 2021  
 570, Cedric Stevens (UTC) vs. APP, Oct. 30, 2004  
 552, Fred Payton (MER) at Samford (OT), Nov. 19, 2022  
 545, Tyrie Adams (WCU) at Mercer, Oct. 20, 2018  
 540, Rogan Wells (WCU) at Gardner-Webb, Sept. 25, 2021  
 545, Tyrie Adams (WCU) at Mercer, Oct. 20, 2018  
 530, Devlin Hodges (SAM) at WCU, Sept. 23, 2017  
 526, Chris Sanders (UTC) vs. Furman, Nov. 20, 1999

#### Season

4,596, Devlin Hodges (SAM), 2018  
 4,310, Devlin Hodges (SAM), 2016  
 4,138, Devlin Hodges (SAM), 2017  
 3,970, Armanti Edwards (APP), 2009  
 3,876, Liam Welch (SAM), 2021  
 3,843, Armanti Edwards (APP), 2008  
 3,756, Chris Sanders (UTC), 2000  
 3,745, Richie Williams (APP), 2005  
 3,740, Jacob Huesman (UTC), 2014  
 3,738, Scott Riddle (Elon), 2007

#### Career

15,601, Devlin Hodges (SAM), 2015-18  
 14,753, Armanti Edwards (APP), 2006-09  
 13,147, Scott Riddle (Elon), 2007-10  
 12,248, Jacob Huesman (UTC), 2012-15  
 11,525, Tyrie Adams (WCU), 2016-19  
 9,397, Troy Mitchell (WCU), 2012-15  
 9,370, Richie Williams (APP), 2002-05  
 8,711, Todd Wells (ETSU), 1997-00

8,086, John Russ (MER), 2014-16  
 8,019, Al Cobb (VMI), 2014-16

### MOST TOUCHDOWNS RESPONSIBLE FOR (touchdowns scored and passed for)

#### Game

9, Allen McCune (WVU) vs. Pittsburgh, Oct. 2, 1965  
 8, Chris Forcier (FUR) vs. Presbyterian, Sept. 24, 2011  
 7, Chris Sanders (UTC) vs. Mississippi Valley State, Sept. 16, 2000  
 7, Armanti Edwards (APP) vs. Richmond, Dec. 7, 2007  
 7, Devlin Hodges (SAM) vs. Western Caro., Oct. 6, 2018  
 7, Devlin Hodges (SAM) vs. VMI, Oct. 13, 2018  
 7, Chris Oladokun (SAM) at Tennessee Tech, Aug. 31, 2019  
 6, 21 times  
 Last: Carlos Davis (WCU) at Charleston So., Sept. 3, 2022

#### Season

41, Armanti Edwards (APP), 2008  
 40, Scott Riddle (Elon), 2007  
 40, Devlin Hodges (SAM), 2016  
 40, Devlin Hodges (SAM), 2018  
 39, Michael Hiers (SAM), 2022  
 38, Chaz Williams (GSU), 2004  
 38, Armanti Edwards (APP), 2007  
 37, Jacob Huesman (UTC), 2014  
 36, Chaz Williams (GSU), 2002  
 34, DeAndre Presley (APP), 2010  
 34, Devlin Hodges (SAM), 2017

#### Career

139, Armanti Edwards (APP), 2006-09  
 128, Devlin Hodges (SAM), 2015-18  
 120, Scott Riddle (Elon), 2007-10  
 107, Jacob Huesman (UTC), 2012-15  
 85, Chaz Williams (GSU), 2001-04  
 82, Tyrie Adams (WCU), 2016-19  
 81, Richie Williams (APP), 2002-05  
 77, Jayson Foster (GSU), 2004-07  
 75, John Russ (MER), 2014-16  
 71, Greg Hill (GSU), 1996-99

### MOST GAMES 250 OR MORE TOTAL YARDS

#### Season

11, Devlin Hodges (SAM), 2016  
 11, Devlin Hodges (SAM), 2017  
 10, Armanti Edwards (APP), 2008  
 10, Scott Riddle (Elon), 2007  
 10, Jamal Jackson (APP), 2012  
 10, Devlin Hodges (SAM), 2018  
 9, Chris Sanders (UTC), 2000  
 9, Armanti Edwards (APP), 2007  
 9, Armanti Edwards (APP), 2009  
 9, DeAndre Presley (APP), 2010

#### Career

38, Devlin Hodges (SAM), 2015-18  
 35, Armanti Edwards (APP), 2006-09  
 28, Scott Riddle (Elon), 2007-10  
 24, Jacob Huesman (UTC), 2012-15  
 24, Tyrie Adams (WCU), 2016-19  
 17, Troy Mitchell (WCU), 2012-15  
 17, Reece Udinski (VMI), 2017-21  
 16, Chris Sanders (UTC), 1999-00  
 16, Al Cobb (VMI), 2014-16  
 15, Jamal Jackson (APP), 2010-13

### MOST CONSECUTIVE GAMES 250 OR MORE TOTAL YARDS

#### Season

10, Scott Riddle (Elon), 2007  
 10, Devlin Hodges (SAM), 2016  
 9, Devlin Hodges (SAM), 2017  
 8, Reece Udinski (VMI), 2019  
 7, Chris Sanders (UTC), 2000  
 7, Thomas Wilson (Elon), 2012  
 7, Andy Summerlin (SAM), 2013  
 6, Devlin Hodges (SAM), 2018  
 6, Liam Welch (SAM), 2020-21  
 6, Michael Hiers (SAM), 2022

### MOST GAMES 300 OR MORE TOTAL YARDS

#### Season

10, Devlin Hodges (SAM), 2016  
 10, Devlin Hodges (SAM), 2018  
 8, Scott Riddle (Elon), 2007  
 8, Armanti Edwards (APP), 2009  
 8, Devlin Hodges (SAM), 2017  
 7, Richie Williams (APP), 2004  
 7, Armanti Edwards (APP), 2008  
 7, Jamal Jackson (APP), 2012

7, Jacob Huesman (UTC), 2015  
 7, Tyrie Adams (WCU), 2018  
 7, Liam Welch (SAM), 2021  
 7, Rogan Wells (WCU), 2021

#### Career

32, Devlin Hodges (SAM), 2015-18  
 24, Armanti Edwards (APP), 2006-09  
 20, Scott Riddle (Elon), 2007-10  
 16, Tyrie Adams (WCU), 2016-19  
 15, Jacob Huesman (UTC), 2012-15  
 13, Liam Welch (SAM), 2016-21  
 12, Chris Sanders (UTC), 1999-00  
 11, Al Cobb (VMI), 2014-16  
 10, Jamal Jackson (APP), 2010-13  
 9, Thomas Wilson (Elon), 2009-12  
 9, Troy Mitchell (WCU) 2012-15

### HIGHEST AVERAGE GAIN PER PLAY

#### Game (minimum 20 plays)

17.00 (29-493), Michael Payton (MAR) vs. VMI, Nov. 16, 1991  
 15.16 (31-470), Chris Oladokun (SAM) at Tenn. Tech, Aug. 31, 2019  
 15.08 (24-362), Greg Hill (GSU) vs. Furman, Nov. 7, 1998

#### Season (minimum 1,500 yards)

9.09 (258-2,346), Greg Hill (GSU), 1999  
 8.94 (266-2,379), Michael Payton (MAR), 1991  
 8.65 (257-2,222), Bobby Lamb (FUR), 1985  
 8.60 (323-2,779), P.J. Blaziejowski (FUR), 2017  
 8.29 (307-2,545), Liam Welch (SAM), 2020-21  
 8.28 (384-3,180), Fred Payton (MER), 2022  
 8.03 (384-3,082), Ingle Martin (FUR), 2004  
 8.02 (260-2,084), Ben Widmyer (WOF), 2008  
 8.00 (255-2,039), Joe Newman (WOF), 2019  
 7.88 (313-2,468), Lonnie Galloway (WCU), 1992

#### Career (minimum 3,000 yards)

7.76 (809-6,277), Ingle Martin (FUR), 2004-05  
 7.64 (651-4,971), Fred Payton (MER), 2021-22  
 7.62 (1,935-14,753), Armanti Edwards (APP), 2006-09  
 7.330 (911-6,678), Greg Hill (GSU), 1996-99  
 7.329 (661-4,845), Bobby Lamb (FUR), 1982-85  
 7.14 (433-3,092), Carlos Davis (WCU), 2020-22  
 7.07 (445-3,147), Rogan Wells (WCU), 2021  
 7.00, Michael Payton (MAR), 1989-92  
 6.94 (1,044-7,247), Chris Sanders (UTC), 1999-00  
 6.91 (839-5,801) P.J. Blaziejowski (FUR), 2014-17

### RUSHING AND PASSING FOR 4,000 YARDS

#### Career

Armanti Edwards (APP), 2006-09 (4,361 rush, 10,392 pass)  
 Jacob Huesman (UTC), 2012-15 (4,051 rush, 8,197 pass)

### RUSHING AND PASSING FOR 3,000 YARDS

#### Career

Armanti Edwards (APP), 2006-09 (4,361 rush, 10,392 pass)  
 Greg Hill (GSU), 1996-99 (3,309 rush, 3,369 pass)  
 Jacob Huesman (UTC), 2012-15 (4,051 rush, 8,197 pass)

### RUSHING AND PASSING FOR 1,000 YARDS

#### Season

3,740, Jacob Huesman (UTC), 2014 (1,009 rush, 2,731 pass)  
 3,670, DeAndre Presley (APP), 2010 (1,039 rush, 2,631 pass)  
 3,536, Armanti Edwards (APP), 2007 (1,588 rush, 1,948 pass)  
 3,423, Tyrie Adams (WCU), 2018 (1,006 rush, 2,417 pass)  
 3,404, Armanti Edwards (APP), 2006 (1,153 rush, 2,251 pass)  
 3,361, Jacob Huesman (UTC), 2015 (1,244 rush, 2,117 pass)  
 3,047, Jayson Foster (GSU), 2007 (1,844 rush, 1,203 pass)  
 2,444, Chaz Williams (GSU), 2002 (1,422 rush, 1,022 pass)  
 2,346, Greg Hill (GSU), 1999 (1,084 rush, 1,262 pass)  
 2,254, Greg Hill (GSU), 1998 (1,061 rush, 1,193 pass)

## ~::~~ RUSHING ~::~~

### MOST RUSHES

#### Game

52, Tom Sowers (VMI) vs. Davidson, Nov. 9, 1968  
 49, Brad Hoover (WCU) vs. Appalachian State, Nov. 21, 1998  
 47, Andrew Johnson (CIT) vs. William & Mary, Oct. 5, 1974  
 47, Ron Darby (MAR) vs. Western Carolina, Nov. 12, 1988  
 45, Tyler Renew (CIT) vs. Samford, Nov. 5, 2016  
 44, Floyd Allen (VMI) vs. Western Carolina, Sept. 12, 1981  
 43, John Settle (APP) vs. Marshall, Nov. 8, 1986  
 42, Damon Scott (APP) vs. Chattanooga, Nov. 2, 1996  
 41, Butch Colson (ECU) vs. Southern Mississippi, Nov. 22, 1969  
 41, Louis Ivory (FUR) vs. ETSU, Oct. 21, 2000  
 41, John Russ (MER) at Samford, Nov. 12, 2016



**Season**

- 340, Carlester Crumpler (ECU), 1972
- 331, Brad Hoover (WCU), 1998
- 317, John Settle (APP), 1986
- 302, Kevin Richardson (APP), 2006
- 294, Lorenzo Long, (WOF), 2016
- 291, Floyd Allen (VMI), 1979
- 291, Floyd Allen (VMI), 1980
- 291, Stump Mitchell (CIT), 1980
- 290, Chaz Williams (GSU), 2002
- 290, Eric Breitenstein (WOF), 2012

**Career**

- 996, Adrian Peterson (GSU), 1998-01
- 912, Eric Breitenstein (WOF), 2008-12
- 898, Thomas Haskins (VMI), 1993-96
- 897, Kevin Richardson (APP), 2004-07
- 891, John Settle (APP), 1983-86
- 857, Jermaine Austin (GSU), 2002-05
- 847, Louis Ivory (FUR), 1998-01
- 823, Jack Douglas (CIT), 1989-92
- 798, Quay Holmes (ETSU), 2018-21
- 788, Jacob Huesman (UTC), 2012-15

**MOST RUSHING YARDS**

**Quarter**

- 174, Jayson Foster (GSU) vs. Wofford, Nov. 3, 2007 (1st)
- 174, DeAndre Presley (APP) vs. W. Illinois, Dec. 4, 2010 (2nd)
- 174, Devin Wynn (FUR) at Samford, Oct. 5, 2019 (1st)
- 159, Adrian Peterson (GSU) vs. ETSU, Oct. 30, 1999 (3rd)
- 147, Adrian Peterson (GSU) vs. The Citadel, Oct. 24, 1998 (4th)
- 145, Quay Holmes (ETSU) vs. Mercer, Nov. 16, 2019 (1st)
- 143, Louis Ivory (FUR) vs. Western Carolina, Sept. 30, 2000 (1st)
- 135, Louis Ivory (FUR) vs. Georgia Southern, Nov. 4, 2000
- 133, Garrett Ford Sr. (WVU) vs. Pittsburgh, Oct. 2, 1965 (2nd)

**Half**

- 243, Detrez Newsome (WCU) vs. Davidson, Sept. 9, 2017 (1st)

- 232, Jayson Foster (GSU) vs. Wofford, Nov. 3, 2007 (1st)
- 228, Eric Breitenstein (WOF) at Elon, Sept. 29, 2012 (1st)
- 211, Armanti Edwards (APP) vs. The Citadel, Nov. 3, 2007 (1st)
- 207, Brandon Rainey (CIT) vs. Samford, Nov. 10, 2018 (2nd)
- 204, Armanti Edwards (APP) vs. Richmond, Dec. 7, 2007 (1st)
- 202, Anthony James (WCU) vs. Marshall, Nov. 14, 1981
- 201, Jerodis Williams (FUR) vs. Western Caro., Sept. 29, 2012 (1st)
- 197, Adrian Peterson (GSU) vs. VMI, Oct. 2, 1999 (1st)
- 196, Adrian Peterson (GSU) vs. The Citadel, Oct. 24, 1998 (2nd)

**Game**

- 321, Eric Breitenstein (WOF) at Elon, Sept. 29, 2012 (see 200-yard rushing club below)

**Season**

- 2,079, Louis Ivory (FUR), 2000
- 2,035, Eric Breitenstein (WOF), 2012
- 1,932, Adrian Peterson (GSU), 1998
- 1,844, Jayson Foster (GSU), 2007
- 1,817, Jerick McKinnon (GSU), 2012
- 1,807, Adrian Peterson (GSU), 1999
- 1,698, Thomas Haskins (VMI), 1996
- 1,676, Kevin Richardson (APP), 2006
- 1,663, Brad Hoover (WCU), 1998
- 1,661, John Settle (APP), 1986

**Career**

- 6,559, Adrian Peterson (GSU), 1998-01
- 5,734, Eric Breitenstein (WOF), 2008-12
- 5,411, Jermaine Austin (GSU), 2002-05
- 5,353, Louis Ivory (FUR), 1998-01
- 5,349, Thomas Haskins (VMI), 1993-96
- 4,804, Kevin Richardson (APP), 2004-07
- 4,560, Chris Parker (MAR), 1991-95
- 4,409, John Settle (APP), 1983-86
- 4,361, Armanti Edwards (APP), 2006-09
- 4,264, Quay Holmes (ETSU), 2018-21

**MOST RUSHING YARDS PER GAME-AVERAGE**

**Season**

- 189.0, Louis Ivory (FUR), 2000
- 175.6, Adrian Peterson (GSU), 1998
- 167.6, Jayson Foster (GSU), 2007
- 164.3, Adrian Peterson (GSU), 1999
- 156.5, Eric Breitenstein (WOF), 2012
- 154.4, Thomas Haskins (VMI), 1996
- 151.8, Brad Hoover (WCU), 1998
- 151.2, Adrian Peterson (GSU), 2000
- 151.2, Brad Hoover (WCU), 1998
- 151.0, John Settle (APP), 1986

**Career**

- 156.2, Adrian Peterson (GSU), 1998-01
- 127.5, Louis Ivory (FUR), 1998-01
- 121.6, Thomas Haskins (VMI), 1993-96
- 115.3, Jermaine Austin (GSU), 2002-05
- 114.6, Eric Breitenstein (WOF), 2008-12
- 112.9, Eldra Buckley (UTC), 2005-06
- 107.6, Ailym Ford (UTC), 2019-pr.**
- 107.3, Chris Evans (SAM), 2008-10
- 104.2, Stump Mitchell (CIT), 1977-80
- 103.6, Chris Parker (MAR), 1991-95

**MOST RUSHING YARDS BY A FRESHMAN**

**Season**

- 1,932, Adrian Peterson (GSU), 1998 (NCAA record)
- 1,416, Jermaine Austin (GSU), 2002
- 1,250, Marcus Cox (APP), 2013
- 1,153, Armanti Edwards (APP), 2006
- 1,107, Alex Lakes (MER), 2014
- 1,090, Mike Smith (UTC), 1977
- 1,081, Ailym Ford (UTC), 2019
- 1,067, James Roberts (UTC), 1989
- 1,045, Gwain Durden (UTC), 1977
- 1,023, Dominique Swope (GSU), 2011

## 200-yard rushing club

- 321, Eric Breitenstein (WOF) at Elon, Sept. 29, 2012
- 316, Jerick McKinnon (GSU) vs. C. Arkansas, Dec. 1, 2012
- 313, Armanti Edwards (APP) vs. Richmond, Dec. 7, 2007
- 301, Louis Ivory (FUR) vs. Georgia Southern, Nov. 4, 2000
- 291, Armanti Edwards (APP) vs. The Citadel, Nov. 3, 2007
- 288, Detrez Newsome (WCU) vs. Davidson, Sept. 9, 2017
- 286, Gene Brown (CIT) vs. VMI, Nov. 12, 1988
- 285, Tyler Renew (CIT) vs. Samford, Nov. 5, 2016
- 279, Jayson Foster (GSU) vs. Wofford, Nov. 3, 2007
- 277, Thomas Haskins (VMI) vs. The Citadel, Nov. 16, 1996
- 277, Detrez Newsome (WCU) vs. Chattanooga, Oct. 28, 2016
- 276, Fred Davis (MER) vs. Samford, Oct. 2, 2021
- 267, Ritchie Melchor (APP) vs. Chattanooga, Oct. 28, 1989
- 266, Thomas Haskins (VMI) vs. Chattanooga, Oct. 14, 1995
- 266, Jacob Saylor (ETSU) at Western Carolina, Nov. 13, 2021
- 264, DeAndre Presley (APP) vs. W. Illinois, Dec. 4, 2010
- 262, Ron Darby (MAR) vs. Western Carolina, Nov. 12, 1988
- 261, Mike Glenn (FUR) vs. Presbyterian, Sept. 13, 1980
- 260, Ray Sinclair (DAV) vs. Catawba, Nov. 14, 1981
- 257, Phil Mosser (W&M) vs. Ohio Wesleyan, Oct. 3, 1970
- 257, Chris Evans (SAM) vs. Wofford, Nov. 14, 2009
- 255, Dominique Swope (GSU) vs. Old Dominion, Dec. 3, 2011
- 255, Quay Holmes (ETSU) vs. Mercer, Nov. 16, 2019
- 253, Jayson Foster (GSU) vs. Coastal Carolina, Sept. 15, 2007
- 252, Dominic Roberto (FUR) vs. Western Caro., Oct. 15, 2022
- 251, Thomas Haskins (VMI) vs. Richmond, Sept. 24, 1994
- 251, Brad Hoover (WCU) vs. VMI, Oct. 31, 1998
- 250, Thomas Haskins (VMI) vs. The Citadel, Nov. 12, 1994
- 247, Eric Breitenstein (WOF) vs. New Hampshire, Dec. 1, 2012
- 246, Floyd Allen (VMI) vs. Furman, Oct. 27, 1979
- 245, Bill Wightman (ECU) vs. Davidson, Nov. 8, 1969
- 245, Larry Fourqurean (MAR) vs. Appalachian State, Nov. 7, 1981
- 245, John Settle (APP) vs. Furman, Oct. 25, 1986
- 245, Steven Miller (APP) at Western Carolina, Oct. 27, 2012
- 254, Jacob Saylor (ETSU) at Wofford, Oct. 29, 2022
- 243, Ernest Crosby (FUR) vs. South Carolina State, Sept. 14, 1996
- 242, Brandon Walker (ETSU) vs. Chas. Southern Nov. 21, 1998
- 241, Andrew Johnson (CIT) vs. William & Mary, Oct. 5, 1974
- 241, Darrell Lipford (WCU) vs. Marshall, Nov. 12, 1977
- 241, Anthony James (WCU) vs. Marshall, Nov. 14, 1981
- 241, Thomas Haskins (VMI) vs. Appalachian State, Nov. 23, 1996
- 240, Andrew Johnson (CIT) vs. Davidson, Nov. 18, 1973
- 239, Larry Zurich (UR) vs. Davidson, Oct. 22, 1966
- 239, John Settle (APP) vs. Western Carolina, Nov. 9, 1985
- 239, Jerodis Williams (FUR) vs. W. Carolina, Sept. 29, 2012
- 237, Herman Jacobs (ETSU) vs. The Citadel, Nov. 12, 1983
- 236, John Settle (APP) vs. Nicholls State, Nov. 29, 1986
- 235, Charles McNeill (UTC) vs. Kentucky State, Nov. 24, 2001
- 232, Derrick Hollins (ETSU) vs. Wofford, Nov. 3, 1990
- 232, Louis Ivory (FUR) vs. William & Mary, Sept. 16, 2000

- 231, Jerry Ellison (UTC) vs. Boise State, Sept. 5, 1992
- 231, Adrian Peterson (GSU) vs. The Citadel, Oct. 24, 1998
- 231, Jayson Foster (GSU) vs. West Georgia, Sept. 8, 2007
- 230, Eric Breitenstein (WOF) vs. Furman, Oct. 2, 2010
- 229, Steve Crislip (FUR) vs. Carson-Newman, Nov. 20, 1971
- 228, Carl Tremble (FUR) vs. Chattanooga, Nov. 14, 1992
- 227, Thomas Haskins (VMI) vs. Chattanooga, Oct. 19, 1996
- 227, Louis Ivory (FUR) vs. ETSU, Oct. 21, 2000
- 227, Eric Breitenstein (WOF) at Samford, Nov. 6, 2010
- 227, Darien Robinson (CIT) at Old Dominion, Sept. 21, 2013
- 226, Rick Reeves (ETSU) vs. Middle Tenn. State, Nov. 10, 1979
- 225, Thomas Haskins (VMI) vs. Appalachian State, Nov. 19, 1994
- 224, Thomas Haskins (VMI) vs. The Citadel, Nov. 13, 1993
- 224, Travis Jervey (CIT) vs. VMI, Nov. 12, 1994
- 222, Alvin Parker (APP) vs. Marshall, Nov. 12, 1983
- 222, Adrian Peterson (GSU) vs. Chattanooga, Sept. 25, 1999
- 222, Derrick Craine (UTC) vs. Samford, Sept. 24, 2016
- 221, Roderick Russell (GSU) vs. The Citadel, Oct. 26, 1996
- 221, Adrian Peterson (GSU) vs. Chattanooga, Sept. 26, 1998
- 220, Armanti Edwards (APP) vs. Georgia Southern, Oct. 20, 2007
- 220, Donnvan Spencer (WCU) vs. The Citadel, March 13, 2021
- 219, Greg Hill (GSU) vs. Furman, Nov. 7, 1998
- 219, Adrian Peterson (GSU) vs. Jacksonville State, Sept. 12, 1998
- 219, Greg Hill (GSU) vs. Furman, Nov. 6, 1999
- 219, Carlos Locklyn (UTC) at VMI, Oct. 16, 1999
- 219, Eric Breitenstein (WOF) at Gardner-Webb, Sept. 1, 2012
- 219, Fabian Truss (SAM) at Elon, Nov. 10, 2012
- 218, Ron Lear (MAR) vs. Furman, Oct. 13, 1979
- 218, Damon Scott (APP) vs. North Carolina A&T, Sept. 16, 1995
- 217, Terrance Rivers (CIT) vs. Furman, Oct. 15, 1994
- 217, Eric Breitenstein (WOF) vs. Elon, Oct. 29, 2011
- 217, Brandon Rainey (CIT) vs. Samford, Nov. 10, 2018
- 217, Connell Young (WCU) at Chattanooga, Sept. 28, 2019
- 217, Devin Wynn (FUR) at Samford, Oct. 5, 2019
- 216, Damon Scott (APP) vs. The Citadel, Sept. 28, 1996
- 216, Adrian Peterson (GSU) vs. Appalachian State, Oct. 17, 1998
- 216, Adrian Peterson (GSU) vs. ETSU, Oct. 30, 1999
- 216, Jimmy Watkins (APP) vs. William & Mary, Dec. 1, 2001
- 216, Chris Covington (GSU) vs. Central Conn. St., Sept. 6, 2006
- 216, Dominic Roberto (FUR) at Samford, Nov. 20, 2021
- 215, Tim Sowers (VMI) vs. Davidson, Nov. 9, 1968
- 215, Emmitt Hamilton (APP) vs. Lenoir-Rhyne, Oct. 18, 1975
- 215, Kevin Richardson (APP) vs. Western Carolina, Nov. 10, 2007
- 215, Marcus Cox (APP) vs. Western Carolina, Nov. 23, 2013
- 214, Louis Ivory (FUR) vs. The Citadel, Oct. 14, 2000
- 213, Tony Ball (UTC) vs. Western Carolina, Nov. 3, 1979
- 213, John Bagwell (FUR) vs. Marshall, Oct. 3, 1987
- 213, Fred Boateng (WCU) vs. Georgia Southern, Oct. 7, 2000
- 212, Darnell Powell (UTC) vs. Middle Tenn. State, Oct. 4, 1975
- 212, Quay Holmes (ETSU) at Western Carolina, Nov. 13, 2021

- 211, Everette Sands (CIT) vs. Lees-McRae, Oct. 2, 1993
- 211, Adrian Peterson (GSU) vs. VMI, Oct. 2, 1999
- 210, George Searcy (ETSU) vs. The Citadel, Oct. 28, 1989
- 210, Thomas Haskins (VMI) vs. Richmond, Nov. 9, 1996
- 210, Tyrone Coleman (UTC) at The Citadel, Nov. 7, 1998
- 210, Eldra Buckley (UTC) vs. Appalachian State, Oct. 29, 2005
- 210, Jayson Foster (GSU) vs. Chattanooga, Sept. 22, 2007
- 209, Jerry Butler (ETSU) vs. Tennessee Tech, Sept. 8, 1984
- 209, Marcus Mines (VMI) vs. West Virginia Tech, Sept. 26, 1992
- 209, Adrian Peterson (GSU) vs. ETSU, Oct. 31, 1998
- 209, Maurice Murphy (CIT) vs. VMI, Nov. 10, 2001
- 208, Ron Lear (MAR) vs. Appalachian State, Nov. 17, 1979
- 208, Ritchie Melchor (APP) vs. Middle Tenn. State, Sept. 30, 1989
- 208, Kevin Richardson (APP) vs. Georgia Southern, Oct. 15, 2005
- 207, Louis Ivory (FUR) vs. Chattanooga, Nov. 18, 2000
- 207, Jermaine Austin (GSU) vs. FIU, Oct. 4, 2003
- 207, Alan Atwater (APP) vs. Chattanooga, Nov. 1, 2003
- 207, Alex Ramsey (VMI) vs. Wofford, Sept. 28, 2019
- 206, Lamar Lewis (GSU) vs. Coastal Carolina, Sept. 15, 2007
- 205, Ted Anderson (WVU) vs. VMI, Oct. 24, 1953
- 205, Bob Duncan (CIT) vs. Richmond, Nov. 1, 1969
- 205, Bob Carson (CIT) vs. Chattanooga, Oct. 23, 1971
- 205, Tony Scales (VMI) vs. Appalachian State, Sept. 14, 1991
- 205, Jerry Ellison (UTC) vs. Furman, Nov. 20, 2003
- 205, Alden Lance (APP) vs. Liberty, Nov. 5, 1994
- 205, Damon Scott (APP) vs. Western Carolina, Nov. 11, 1995
- 204, Tony Scales (VMI) vs. Richmond, Sept. 28, 1991
- 204, Eldra Buckley (UTC) vs. Tennessee Tech, Aug. 31, 2006
- 204, Devin Wynn (FUR) at Wofford, Oct. 9, 2021
- 203, John Settle (APP) vs. Wake Forest, Aug. 30, 1986
- 203, Darius Hooks (WCU) vs. Wofford, Sept. 14, 1996
- 203, Brad Hoover (WCU) vs. Wofford, Oct. 17, 1998
- 203, Louis Ivory (FUR) vs. ETSU, Oct. 23, 1999
- 203, Shaun Warren (WCU) vs. Mars Hill, Sept. 10, 2011
- 202, Pat Carroll (FUR) vs. Carson-Newman, Oct. 3, 1970
- 202, James Roberts (UTC) vs. ETSU, Oct. 14, 1989
- 202, Carl Tremble (FUR) vs. The Citadel, Nov. 17, 1990
- 202, Chris Parker (MAR) vs. ETSU, Nov. 6, 1993
- 202, Antonio Smith (CIT) vs. Hofstra, Oct. 31, 1998
- 202, Steven Miller (APP) vs. Coastal Carolina, Sept. 29, 2012
- 202, Antonio Wilcox (FUR) at Western Carolina, Oct. 28, 2017
- 200, Darryl Jackson (WCU) vs. Mars Hill, Oct. 10, 1987
- 200, Jack Douglas (CIT) vs. ETSU, Oct. 27, 1990
- 200, Chip Hooks (APP) vs. Chattanooga, Sept. 28, 1991
- 200, Thomas Haskins (VMI) vs. Appalachian State, Nov. 4, 1995
- 200, Quan Warley (WCU) vs. Presbyterian, Sept. 20, 2008
- 200, Andre Stoddard (WOF) at Gardner-Webb, Sept. 29, 2018
- 200, Ailym Ford (UTC) vs. ETSU, Oct. 17, 2019
- 200, Desmond Reid (WCU) at Chattanooga, Oct. 7, 2023
- 200, Hunter Rice (VMI) vs. Chattanooga, Oct. 28, 2023



Georgia Southern's Adrian Peterson holds numerous SoCon and NCAA records, including the most rushing yards in a career (6,559).

### MOST RUSHING YARDS BY A QUARTERBACK Game

316, Jerick McKinnon (GSU) vs. C. Arkansas, Dec. 1, 2012 (NCAA)  
313, Armanti Edwards (APP) vs. Richmond, Dec. 7, 2007  
291, Armanti Edwards (APP) vs. The Citadel, Nov. 3, 2007  
286, Gene Brown (CIT) vs. VMI, Nov. 12, 1988  
279, Jayson Foster (GSU) vs. Wofford, Nov. 3, 2007  
264, DeAndre Presley (APP) vs. W. Illinois, Dec. 4, 2010  
253, Jayson Foster (GSU) vs. Coastal Carolina, Sept. 15, 2007  
231, Jayson Foster (GSU) vs. West Georgia, Sept. 8, 2007  
219, Greg Hill (GSU) vs. Furman, Nov. 7, 1998  
219, Greg Hill (GSU) vs. Furman, Nov. 6, 1999

### Season

1,884, Jayson Foster (GSU), 2007 (NCAA)  
1,817, Jerick McKinnon (GSU), 2012  
1,588, Armanti Edwards (APP), 2007  
1,481, Jayson Foster (GSU), 2005  
1,422, Chaz Williams (GSU), 2002  
1,244, Jacob Huesman (UTC), 2015  
1,153, Armanti Edwards (APP), 2006  
1,152, Jack Douglas (CIT), 1991  
1,084, Greg Hill (GSU), 1999  
1,061, Greg Hill (GSU), 1998

### Career

4,361, Armanti Edwards (APP), 2006-09  
4,051, Jacob Huesman, (UTC), 2012-15  
3,899, Jerick McKinnon (GSU), 2010-13  
3,674, Jack Douglas (CIT), 1989-92  
3,664, Jayson Foster (GSU), 2004-07  
3,309, Greg Hill (GSU), 1996-99  
2,768, Chaz Williams (GSU), 2001-04  
2,547, Tyrie Adams (WCU), 2016-19  
2,475, Tony Scales (VMI), 1989-92  
2,202, Dominique Allen (CIT), 2014-17

### MOST GAMES RUSHING FOR 100+ YARDS

#### Season

12, Eric Breitenstein (WOF), 2012  
11, Adrian Peterson (GSU), 1998  
11, Adrian Peterson (GSU), 1999  
11, Chaz Williams (GSU), 2002  
10, Stump Mitchell (CIT), 1980  
10, John Settle (APP), 1986  
10, Carl Tremble (FUR), 1992  
10, Louis Ivory (FUR), 2000  
10, Louis Ivory (FUR), 2001  
10, Jermaine Austin (GSU), 2005  
10, Eric Breitenstein (WOF), 2011

### Career

40, Adrian Peterson (GSU), 1998-01  
33, Jermaine Austin (GSU), 2002-05  
32, Eric Breitenstein (APP), 2008-12

28, Louis Ivory (FUR), 1998-01  
25, Carl Tremble (FUR), 1989-92  
24, Thomas Haskins (VMI), 1993-96  
22, John Settle (APP), 1983-86  
21, Stump Mitchell (CIT), 1977-80  
20, Damon Scott (APP), 1993-96  
20, Kevin Richardson (APP), 2004-07

### MOST CONSECUTIVE GAMES RUSHING 100+ YARDS

#### Season

11, Adrian Peterson (GSU), 1998 (NCAA record)  
11, Adrian Peterson (GSU), 1999 (NCAA record)  
11, Eric Breitenstein (WOF), 2012 (NCAA record)  
10, Chaz Williams (GSU), 2002  
9, Stump Mitchell (CIT), 1980  
9, John Settle (APP), 1986  
9, Carl Tremble (FUR), 1992  
9, Adrian Peterson (GSU), 2000  
7, Brad Hoover (WCU), 1998  
7, Eric Breitenstein (WOF), 2011

### Career

36, Adrian Peterson (GSU), 1998-00

### MOST GAMES RUSHING FOR 100+ YARDS BY A FRESHMAN

11, Adrian Peterson (GSU), 1998 (NCAA record)  
7, Jermaine Austin (GSU), 2002  
6, Alex Lakes (MER), 2014  
6, Ailym Ford (UTC), 2019

### MOST GAMES RUSHING FOR 100+ YARDS BY A QUARTERBACK

#### Season

11, Chaz Williams (GSU), 2002

### MOST CONSECUTIVE GAMES RUSHING FOR 100+ YARDS BY A QUARTERBACK

#### Season

10, Chaz Williams (GSU), 2002

### MOST GAMES RUSHING 200 OR MORE YARDS

#### Season

5, Adrian Peterson (GSU), 1998  
5, Louis Ivory (FUR), 2000  
4, Thomas Haskins (VMI), 1996  
4, Jayson Foster (GSU), 2007  
3, John Settle (APP), 1986  
3, Thomas Haskins (VMI), 1994  
3, Armanti Edwards (APP), 2007  
3, Eric Breitenstein (WOF), 2012

### Career

10, Thomas Haskins (VMI), 1993-96  
8, Adrian Peterson (GSU), 1998-01  
6, Louis Ivory (FUR), 1998-01  
6, Eric Breitenstein (WOF), 2008-12  
4, John Settle (APP), 1983-86  
4, Jayson Foster (GSU), 2004-07  
3, Damon Scott (APP), 1993-96  
3, Armanti Edwards (APP), 2006-09

### MOST CONSECUTIVE GAMES RUSHING FOR 200+ YARDS

#### Season

3, Thomas Haskins (VMI), 1996  
3, Adrian Peterson (GSU), 1998  
3, Louis Ivory (FUR), 2000  
3, Jayson Foster (GSU), 2007

### MOST RUSHING YARDS IN MULTIPLE GAMES

#### 2 Games

528, Louis Ivory (FUR), 2000  
518, Thomas Haskins (VMI), 1996  
487, Jerick McKinnon (GSU), 2012  
484, Jayson Foster (GSU), 2007  
481, Eric Breitenstein (WOF), 2012  
479, Eric Breitenstein (WOF), 2012  
466, Louis Ivory (FUR), 2000  
441, Adrian Peterson (GSU), 1998  
441, Louis Ivory (FUR), 2000  
439, Armanti Edwards (APP), 2007

#### 3 Games

742, Louis Ivory (FUR), 2000  
728, Thomas Haskins (VMI), 1996  
694, Jayson Foster (GSU), 2007  
673, Louis Ivory (FUR), 2000  
655, Jerick McKinnon (GSU), 2012  
650, Adrian Peterson (GSU), 1998  
639, Eric Breitenstein (WOF), 2012

637, Armanti Edwards (APP), 2007  
623, Jerick McKinnon (GSU), 2012  
605, Adrian Peterson (GSU), 1999

### 4 Games

907, Louis Ivory (FUR), 2000  
874, Thomas Haskins (VMI), 1996  
833, Adrian Peterson (GSU), 1998  
794, Jerick McKinnon (GSU), 2012  
790, Jayson Foster (GSU), 2007  
764, Jerick McKinnon (GSU), 2012  
761, Adrian Peterson (GSU), 1999  
744, Jerick McKinnon (GSU), 2012  
741, Eric Breitenstein (WOF), 2012  
728, Armanti Edwards (APP), 2007

### 5 Games

1,114, Louis Ivory (FUR), 2000  
1,101, Thomas Haskins (VMI), 1996  
1,011, Adrian Peterson (GSU), 1998  
962, Jerick McKinnon (GSU), 2012  
885, Jerick McKinnon (GSU), 2012  
882, Jayson Foster (GSU), 2007  
876, Adrian Peterson (GSU), 1999  
872, Stump Mitchell (CIT), 1980  
864, Eric Breitenstein (WOF), 2012  
835, Adrian Peterson (GSU), 2000

### MOST SEASONS RUSHING FOR 1,000+ YARDS

#### Career

4, Adrian Peterson (GSU), 1998-01  
3, Stanford Jennings (FUR), 1981-83  
3, Chris Parker (MAR), 1993-95  
3, Thomas Haskins (VMI), 1994-96  
3, Louis Ivory (FUR), 1999-01  
3, Chris Evans (SAM), 2008-10  
3, Eric Breitenstein (WOF), 2010-12  
3, Detrez Newsome (WCU), 2015-17  
3, **Ailym Ford (UTC), 2019-pr.**

### TWO PLAYERS, SAME TEAM, RUSHING FOR 1,000+ YARDS

#### Chattanooga, 1977

Mike Smith (1,067) and Gwain Durden (1,045)

#### The Citadel, 1988

Adrian Johnson (1,091) and Gene Brown (1,006)

#### Georgia Southern, 1998

Greg Hill (1,061) and Adrian Peterson (1,932)

#### Georgia Southern, 1999

Greg Hill (1,084) and Adrian Peterson (1,807)

#### Georgia Southern, 2002

Chaz Williams (1,422) and Jermaine Austin (1,416)

#### Georgia Southern 2005

Jermaine Austin (1,546) and Jayson Foster (1,481)

#### Appalachian State, 2006

Kevin Richardson (1,676) and Armanti Edwards (1,153)

#### Appalachian State, 2007

Armanti Edwards (1,588) and Kevin Richardson (1,348)

#### Georgia Southern, 2012

Jerick McKinnon (1,817) and Dominique Swope (1,246)

#### Chattanooga, 2014

Keon Williams (1,037) and Jacob Huesman (1,009)

#### Chattanooga, 2015

Derrick Craine (1,251) and Jacob Huesman (1,244)

#### ETSU, 2021

Quay Holmes (1,553) and Jacob Saylor (1,019)

### MOST RUSHING YARDS BY TWO PLAYERS, SAME TEAM

#### Game

478, Jacob Saylor (266), Quay Holmes (212), ETSU at Western Carolina, Nov. 13, 2021

459, Jayson Foster (253), Lamar Lewis (206), GSU vs. Coastal Carolina, Sept. 15, 2007

416, Greg Hill (219), Adrian Peterson (197), GSU vs. Furman, Nov. 6, 1999

#### Season

3,027, Jermaine Austin (1,546) and Jayson Foster (1,481), GSU, 2005

### MOST RUSHING YARDS BY TWO OPPOSING PLAYERS

#### Game

474, Thomas Haskins (VMI) (250), Travis Jervey (CIT) (224), Nov. 12, 1994

### HIGHEST RUSHING AVERAGE

#### Game (minimum 15 carries)

19.2 (15-288), Detrez Newsome (WCU) vs. Davidson, Sept. 9, 2017

19.1 (15-286), Gene Brown (CIT) vs. VMI, Nov. 12, 1988

16.5 (16-264), DeAndre Presley (APP) vs. W. Illinois, Dec. 4, 2011



14.0 (19-266), Jacob Saylor (ETSU) at W. Carolina, Nov. 13, 2021  
13.9, Andre Lockhart (UTC) vs. ETSU, Oct. 25, 1986

**Game (minimum 5 carries)**

38.6 (5-193), Shaun Fogle (WOF) vs. ETSU, Nov. 4, 2000  
29.8 (6-179), Joe Bedenbaugh (CIT) vs. Chattanooga, Nov. 7, 1970  
28.0 (5-140), Austin Douglas (MER) vs. Morehead St., Aug. 27, 2022  
24.3 (7-170), Gabriel Jackson (WOF) vs. The Citadel, Oct. 30, 2004  
22.7 (7-159), Zzream Walden (GSU) vs. Western Carolina, Oct. 12, 2002

**Season****(minimum 200 carries)**

7.5, Adrian Peterson (GSU), 1998  
7.3, Louis Ivory (FUR), 2000  
7.3, Adrian Peterson (GSU), 1999  
7.1, Jayson Foster (GSU), 2007  
7.0, Brad Hoover (WCU), 1996  
7.0, Eric Breitenstein (WOF), 2012  
6.9, Kevious Johnson (WOF), 2007  
6.8, Carl Tremble (FUR), 1992  
6.8, Bryan Fitzgerald (UTC), 2007  
6.8, Jerick McKinnon (GSU), 2012

**(minimum 100 carries)**

9.0, Terrance Rivers (CIT), 1994  
8.8, Donovan Johnson (WOF), 2011  
7.8, Gwain Durden (UTC), 1979  
7.8, Jesse McCoy (WOF), 2002  
7.7, Travis Jervy (CIT), 1994  
7.5, Brothel Cole (FUR), 1979  
7.3, Jon Hall (CIT), 1971  
7.3, Robbie Gardner (FUR), 1984  
7.2, Darien Robinson (CIT), 2012  
7.1, Gwain Durden (UTC), 1980  
7.1, Greg Hill (GSU), 1999  
7.1, Lennox McAfee (WOF), 2018  
7.1, Jacob Saylor (ETSU), 2021

**Career****(minimum 300 carries)**

7.4 (330-2,454), Cam Jackson (CIT), 2014-17  
7.3, Jesse McCoy (WOF), 1999-02  
7.0, Erik Thomas (MAR), 1995-96  
6.8, Gwain Durden (UTC), 1977-80  
6.7 (539-3,636), Jayson Foster (GSU), 2004-07  
6.6 (996-6,559), Adrian Peterson (GSU), 1998-01  
6.3 (608-3,851), Jacob Saylor (ETSU), 2018-22  
6.3, Erik Thomas (MAR), 1993-96  
6.3, Louis Ivory (FUR), 1998-01  
6.3, Jermaine Austin (GSU), 2002-05  
6.3 (912-5,730), Eric Breitenstein (WOF), 2008-12

**MOST RUSHING TOUCHDOWNS****Half**

5, Adrian Peterson (GSU) vs. The Citadel, Oct. 24, 1998  
5, Jerome Felton (FUR) vs. WCU, Sept. 23, 2006  
4, John Settle (APP) vs. Davidson, Oct. 4, 1986  
4, Kevin Richardson (APP) vs. Gardner-Webb, Oct. 6, 2007  
4, Armanti Edwards (APP) vs. Richdmon, Dec. 7, 2007  
4, Lorenzo Ward (CIT) vs. Samford, Nov. 10, 2018 (2nd)  
4, Joe Newman (WOF) at ETSU, Oct. 5, 2019 (1st)  
4, Alex Ramsey (VMI) vs. Samford, Oct. 12, 2019 (1st)  
4, Fred Davis (MER) vs. Samford, Oct. 2, 2021 (2nd)

**Game**

6, Jerome Felton (FUR), WCU, Sept. 23, 2006  
6, Jayson Foster (GSU) vs. CCU, Sept. 15, 2007  
6, Alex Ramsey (VMI) vs. Samford (OT), Oct. 12, 2019  
5, John Settle (APP) vs. Davidson, Oct. 4, 1986  
5, Adrian Peterson (GSU) vs. The Citadel, Oct. 24, 1998  
5, J.R. McNair (WOF) vs. Chattanooga, Oct. 4, 2003  
5, Ben Dupree (CIT) at Old Dominion, Sept. 21, 2013  
5, Fred Davis (MER) vs. Samford, Oct. 2, 2021

**Season**

30, Kevin Richardson (APP), 2006  
28, Adrian Peterson (GSU), 1999  
27, Chaz Williams (GSU), 2002  
25, Adrian Peterson (GSU), 1998  
25, Chaz Williams (GSU), 2004  
24, Jayson Foster (GSU), 2007  
23, Jerome Felton (FUR), 2006  
23, Dane Romero (WOF), 2008  
22, Eric Breitenstein (WOF), 2010  
22, Alex Ramsey (VMI), 2019

**Career**

84, Adrian Peterson (GSU), 1998-01  
66, Kevin Richardson (APP), 2004-07  
65, Armanti Edwards (APP), 2006-09  
65, Eric Breitenstein (WOF), 2008-12  
63, Jerome Felton (FUR), 2004-07  
62, Chaz Williams (GSU), 2001-04  
54, Jayson Foster (GSU), 2004-07  
53, Louis Ivory (FUR), 1998-01  
50, Thomas Haskins (VMI), 1993-96  
49, Greg Hill (GSU), 1996-99

**MOST RUSHING TOUCHDOWNS PER GAME****Season**

2.5 (11-28), Adrian Peterson (GSU), 1999 (NCAA record)

**CONSECUTIVE GAMES WITH A RUSHING TOUCHDOWN****Season**

12, Jayson Foster (GSU), 2005  
11, Louis Ivory (FUR), 2001  
11, Chaz Williams (GSU), 2002

**Career**

14, Adrian Peterson (GSU), 1998-99  
13, Chaz Williams (GSU), 2002-03

**RUSHING TOUCHDOWNS BY A QUARTERBACK****Season**

27, Chaz Williams (GSU), 2002 (NCAA record)  
25, Chaz Williams (GSU), 2004  
24, Jayson Foster (GSU), 2007  
21, Jayson Foster (GSU), 2005  
21, Armanti Edwards (APP), 2007300  
20, Jerick McKinnon (GSU), 2012  
18, Armanti Edwards (APP), 2009  
17, Brandon Rianey (CIT), 2019  
16, Dave Alexander (ECU), 1965  
16, Greg Hill (GSU), 1998  
16, Greg Hill (GSU), 1999

**Career**

65, Armanti Edwards (APP), 2006-09  
62, Chaz Williams (GSU), 2001-04  
54, Jayson Foster (GSU), 2007  
49, Greg Hill (GSU), 1996-99  
43, Jacob Huesman (UTC), 2012-15

**THREE PLAYERS RUSHING FOR 100+ YARDS****Game**

Furman, Brian Jager (131), John Drye (123), John Bagwell (119) vs. Newberry, Sept. 14, 1985  
Appalachian State, John Settle (187), Tim Sanders (108), Ritchie Melchor (108) vs. Davidson, Oct. 4, 1986  
VMI, Tony Scales (167), Marcus Mines (113), Scott Council (110) vs. ETSU, Sept. 7, 1991  
Georgia Southern, Andre Weathers (133), Greg Hill (126), and Adrian Peterson (115) vs. Western Carolina, Oct. 9, 1999  
Georgia Southern, Jermaine Austin (160), Chaz Williams (120), Hakim Ford (106) vs. Gardner-Webb, Sept. 7, 2002  
Georgia Southern, Jermaine Austin (133), Chaz Williams (117), Mark Myers (105) vs. Appalachian State, Oct. 19, 2002  
Furman, Daric Carter (132), Jerome Felton (121), Cedrick Gipson (100) vs. Samford, Sept. 17, 2005  
Wofford, Irving Mulligan (106), Jacques Allen (105), Joe Newman (104) vs. Western Carolina, Oct. 19, 2019

**MOST CONSECUTIVE RUSHES WITHOUT A FUMBLE****Game**

43, John Settle (APP) vs. Marshall, Nov. 8, 1986

## ~~~ PASSING ~~~

**HIGHEST PASSING EFFICIENCY RATING****Game (minimum 10 attempts)**

411.1, Billy Napier (FUR) vs. Elon, Sept. 14, 2002 (8-10 COMP-ATT; 237 YD; 4 TD; 0 INT)  
404.8, Tony Scales (VMI) vs. William & Mary, Oct. 13, 1990 (9-12; 314; 4; 0)  
380.9, Tyrie Adams (WCU) vs. Davidson, Sept. 9, 2017 (10-13; 274; 5; 0)  
369.4, Justin Barnes (UTC) vs. Kentucky State, Nov. 24, 2001 (12-16; 325; 6; 0)  
343.0, Armanti Edwards (APP) vs. Chattanooga, Oct. 7, 2006 (12-14; 311; 3; 0)  
338.6, Armanti Edwards (APP) vs. Wofford, Oct. 31, 2008 (17-19; 367; 5; 0)

338.0, Chris Forcier (FUR) vs. Presbyterian, Sept. 24, 2011 (12-16, 226, 7, 0)  
311.5, Chris Oladokun (SAM) at Tennessee Tech, Aug. 31, 2019 (19-24, 428, 6, 0)  
306.5, Trey Elder (APP) vs. Lenoir-Rhyne, Sept. 8, 2007 (9-13, 210, 4, 0)  
297.2, Lonnie Galloway (WCU) vs. Marshall, Oct. 31, 1992 (12-16, 266, 4, 0)

**Season (minimum 150 attempts)**

181.3, Michael Payton (MAR), 1991 (143-216 COMP-ATT; 2,333 YD; 19 TD; 5 INT)  
172.36, Chris Forcier (FUR), 2011 (148-231 2,265; 23; 8)  
172.28, P.J. Blazejowski (FUR), 2017 (142-233; 2,461; 19; 5)  
172.1, Fred Payton (MER), 2022 (216-325; 3,019; 32; 8)  
170.89, Bobby Lamb (FUR), 1985 (106-181; 1,856; 18, 6)  
170.19, Armanti Edwards (APP), 2008 (196-306; 2,902; 30; 9)  
167.40, Lonnie Galloway (WCU), 1992 (128-211; 2,181; 20; 12)  
165.2, Michael Hiers (SAM), 2022 (353-461; 3,544; 36; 4)  
160.56, Liam Welch (SAM), 2020-21 (161-236; 2,242; 12; 5)  
160.13, David Charpia (FUR), 1983 (99-156; 1,419; 12; 4)

**Career (minimum 425 attempts)**

159.71, Fred Payton (MER), 2021-22 (328-520 COMP-ATT; 4,682 YD; 44 TD; 18 INT)  
156.33, Bobby Lamb (FUR), 1982-85 (249-449; 4,186; 41, 17)  
154.16, Armanti Edwards (APP), 2006-09 (768-1,180; 10,392; 74; 33)  
148.70, Devlin Hodges (SAM), 2015-18 (1,310-1,896; 14,584; 111; 41)  
147.22, Michael Payton (MAR), 1989-92 (689-1,108; 9,411; 69; 38)  
147.16, Billy Napier (FUR), 1999-02 (356-549; 4,756; 28, 20)  
145.35, Ingle Martin (FUR), 2004-05 (340-563; 4,693; 37; 19)  
145.16, Richie Williams (APP), 2002-05 (526-838; 6,795; 49; 21)  
143.91, Thomas Wilson (Elon), 2009-12 (566-853; 6,649; 50; 31)  
143.73, Jacob Huesman (UTC), 2012-15 (743-1,104; 8,197; 64; 28)

**MOST PASSES COMPLETED****Game**

56, Liam Welch (SAM) vs. ETSU, Sept. 25, 2021  
49, Reece Udinski (VMI) vs. The Citadel, Oct. 20, 2018  
46, Troy Mitchell (WCU) at South Florida, Aug. 30, 2014  
45, Michael Hiers (SAM) at ETSU, Oct. 22, 2022  
44, Andy Summerlin (SAM) at Furman, Nov. 9, 2013  
44, Devlin Hodges (SAM) at Chattanooga, Sept. 22, 2018  
44, Devlin Hodges (SAM) vs. Western Caro., Oct. 6, 2018  
43, Reece Udinski (VMI) at Western Caro., Sept. 22, 2018  
43, Devlin Hodges (SAM) at The Citadel, Nov. 10, 2018  
43, Michael Hiers (SAM) vs. Mercer (2OT), Nov. 19, 2022

**Season**

388, Devlin Hodges (SAM), 2018  
375, Devlin Hodges (SAM), 2016  
353, Michael Hiers (SAM), 2022  
347, Devlin Hodges (SAM), 2016  
346, Scott Riddle (Elon), 2007  
315, Liam Welch (SAM), 2021  
306, Reece Udinski (VMI), 2019  
301, Reece Udinski (VMI), 2018  
300, Andy Summerlin (SAM), 2013  
297, Chris Sanders (UTC), 1999

**Career**

1,310, Devlin Hodges (SAM), 2015-18 (NCAA record)  
1,168, Scott Riddle (Elon), 2007-10  
783, Reece Udinski (VMI), 2017-21  
768, Armanti Edwards (APP), 2006-09  
743, Jacob Huesman (UTC), 2012-15  
739, Tyrie Adams (WCU), 2016-19  
707, Dustin Taliaferro (SAM), 2008-11  
703, Al Cobb (VMI), 2014-16  
694, Greg Ryan (ETSU), 1993-96  
657, Reese Hannon (FUR), 2012-16

## MOST CONSECUTIVE PASSES COMPLETED

- Game**  
 28, Richie Williams (APP) vs. Furman, Oct. 9, 2004 (NCAA record)  
 17, Stanley Myers (CIT) vs. Furman, Oct. 17, 1998  
 17, Lee Chapple (GSU) vs. Wofford, Oct. 3, 2009  
 16, Tyler Riddell (ETSU) vs. Mercer, Nov. 20, 2021  
 16, Tyler Huff (FUR) vs. Wofford, Nov. 19, 2022  
 15, P.J. Blazejowski (FUR) vs. Wofford, Nov. 15, 2014  
 15, Austin Herink (ETSU) vs. Limestone, Sept. 2, 2017  
 15, Collin Ironside (VMI) vs. Cornell, Sept. 17, 2022  
 15, Michael Hiers (SAM) at ETSU, Oct. 22, 2022  
 15, Michael Hiers (SAM) at The Citadel, Oct. 29, 2022

### 2 games

- 20, Stanley Myers (CIT) vs. Furman (last 17), Oct. 17, 1998; and Georgia Southern (first 3), Oct. 24, 1998  
 19, Tyler Huff (FUR) vs. North Greenville (last 7), Sept. 1, 2022; and at Clemson (first 12), Sept. 10, 2022  
 18, Austin Herink (ETSU) vs. Samford (last 3), Nov. 19, 2016; and vs. Limestone (first 15), Sept. 2, 2017  
 17, Scott Riddle (Elon) vs. Georgia Southern (last 7), Oct. 13, 2007; and Wofford (first 10), Oct. 20, 2007  
 17, Michael Hiers (SAM) at ETSU (last 2), Oct. 22, 2022; and at The Citadel (first 15), Oct. 29, 2022  
 17, Tyler Huff (FUR) at Mercer (last 1), Nov. 12, 2022, and vs. Wofford (first 16), Nov. 19, 2022  
 15, Trey Mitchell (ETSU) vs. Appalachian State (last 1), Aug. 31, 2019; and Shorter (first 14), Sept. 7, 2019  
 13, Bobby Lamb (FUR), 1984  
 13, Nick Tiano (UTC) at The Citadel (last 3), Sept. 8, 2018; and at UT Martin (first 10), Sept. 15, 2018

### 3 games

- 19, Justin Hill (FUR), 1999

## HIGHEST PASS COMPLETION PERCENTAGE

### Game (minimum 10 attempts)

- 100.0 (15-15), P.J. Blazejowski (FUR) vs. Wofford, Nov. 15, 2014  
 100.0 (12-12), Billy Napier (FUR) vs. Ga. Southern, Dec. 15, 2001\*  
 100.0 (10-10), Eric Kresser (MAR) vs. The Citadel, Nov. 2, 1996  
 100.0 (10-10), Jayson Foster (GSU) vs. W. Carolina, Nov. 10, 2007  
 95.5 (21-22), Tyler Huff (FUR) vs. Wofford, Nov. 19, 2022  
 94.7 (18-19), Stanley Myers (CIT) vs. Furman, Oct. 17, 1998  
 93.3 (14-15), Trey Mitchell (ETSU) vs. Shorter, Sept. 7, 2019  
 91.7 (11-12), Chad Greene (WCU) vs. Chattanooga, Oct. 22, 1994  
 90.0 (9-10), Mark Lambert (VMI) vs. Virginia, Sept. 20, 1975  
 90.0 (9-10), Mark Williams (ETSU) vs. Wofford, Sept. 10, 1988

\* indicates NCAA playoff game

### Season

#### (minimum 100 attempts)

- 76.6 (353-461), Michael Hiers (SAM), 2022  
 72.1 (124-172), Reece Udinski (VMI), 2020-21  
 71.3 (122-171), Seth Morgan (VMI), 2020-21  
 71.1 (237-333), Kameron Bryant (APP), 2013  
 70.8 (375-530), Devlin Hodges (SAM), 2016  
 70.5 (388-550), Devlin Hodges (SAM), 2018  
 69.4 (200-288), Devlin Hodges (SAM), 2015  
 68.8 (75-109), Harris Roberts (FUR), 2018  
 68.5 (189-276), Billy Napier (FUR), 2002  
 68.3 (164-240), Jacob Huesman (UTC), 2013

#### (minimum 300 attempts)

- 76.6 (353-461), Michael Hiers (SAM), 2022  
 71.1 (237-333), Kameron Bryant (APP), 2013  
 70.8 (375-530), Devlin Hodges (SAM), 2016  
 70.5 (388-550), Devlin Hodges (SAM), 2018  
 68.5 (226-330), Jacob Huesman (UTC), 2014  
 68.1 (346-508), Scott Riddle (Elon), 2007  
 68.0 (257-378), Armanti Edwards (APP), 2009  
 67.9 (279-411), Thomas Wilson (Elon), 2011  
 67.7 (274-405), Scott Riddle (Elon), 2010  
 66.9 (234-350), Richie Williams (APP), 2004

### Career (minimum 425 attempts)

- 76.6 (353-461), Michael Hiers (SAM), 2022-pr.**  
 69.1 (1,310-1,896), Devlin Hodges (SAM), 2015-18  
 67.3 (743-1,104), Jacob Huesman (UTC), 2012-15  
 66.4 (566-853), Thomas Wilson (Elon), 2009-12  
 66.0 (307-465), Michael Eubank (SAM), 2014-15  
 65.7 (1,168-1,779), Scott Riddle (Elon), 2007-10  
 65.1 (768-1,180), Armanti Edwards (APP), 2006-09  
 64.9 (560-863), Liam Welch (SAM), 2016-21  
 64.7 (311-481), Lee Chapple (GSU), 2008-09  
 64.53 (544-843), Andy Summerlin (SAM), 2012-13



Samford quarterback Devlin Hodges finished his career with numerous SoCon records to his credit. Hodges also finished with FCS career records for passing yards (14,584) and passing attempts (1,896).

## MOST PASSES ATTEMPTED

### Half

- 55, Michael Payton (MAR) vs. Western Carolina, Oct. 31, 1992 (2nd)

### Game

- 73, Liam Welch (SAM) vs. ETSU, Sept. 25, 2021  
 72, Reece Udinski (VMI) at Western Caro., Sept. 22, 2018  
 70, Reece Udinski (VMI) vs. Mercer, Sept. 29, 2018  
 69, Andy Summerlin (SAM) at Furman, Nov. 9, 2013  
 69, Devlin Hodges (SAM) at Mississippi St., Oct. 29, 2016  
 69, Devlin Hodges (SAM) at The Citadel, Nov. 10, 2018  
 68, Tony Petersen (MAR) vs. Western Carolina, Nov. 14, 1987  
 67, Cleve Hightower (FUR) vs. Wofford, Oct. 11, 1969  
 67, Michael Payton (MAR) vs. Western Carolina, Oct. 31, 1992  
 66, Chris Sanders (UTC) vs. Furman, Nov. 20, 1999  
 66, Troy Mitchell (WCU) at South Florida, Aug. 30, 2014  
 66, Devlin Hodges (SAM) at Western Carolina, Sept. 23, 2017  
 66, Devlin Hodges (SAM) at Kennesaw State, Nov. 25, 2017

### Season

- 550, Devlin Hodges (SAM), 2018  
 530, Devlin Hodges (SAM), 2016  
 528, Devlin Hodges (SAM), 2017  
 523, Reece Udinski (VMI), 2018  
 508, Scott Riddle (Elon), 2007  
 490, Chris Sanders (UTC), 1999  
 487, Jeff Gilbert (WCU), 1983  
 479, Reece Udinski (VMI), 2019  
 478, Andy Summerlin (SAM), 2013  
 477, Liam Welch (SAM), 2021

### Career

- 1,896, Devlin Hodges (SAM), 2015-18 (NCAA record)  
 1,779, Scott Riddle (Elon), 2007-10  
 1,268, Reece Udinski (VMI), 2017-21  
 1,180, Armanti Edwards (APP), 2006-09  
 1,172, Tyrie Adams (WCU), 2016-19  
 1,148, Greg Ryan (ETSU), 1993-96  
 1,142, Dustin Taliaferro (SAM), 2008-11  
 1,134, Al Cobb (VMI), 2014-16  
 1,104, Jacob Huesman (UTC), 2012-15  
 1,067, Reese Hannon (FUR), 2012-16

## MOST PASSING YARDS

### Half

- 383, Michael Payton (MAR) vs. VMI, Nov. 16, 1991 (1st) (NCAA record)  
 369, Scott Riddle (Elon) vs. Furman, Nov. 3, 2007 (2nd)

### Game

- 582, Liam Welch (SAM) vs. ETSU, Sept. 25, 2021  
 (see 400-yard passing club)

## 400-yard passing club

- 582, Liam Welch (SAM) vs. ETSU, Sept. 25, 2021  
 570, Liam Welch (SAM) vs. VMI, March 20, 2021  
 562, Devlin Hodges (SAM) vs. Western Carolina, Oct. 6, 2018  
 534, Scott Riddle (Elon) vs. Furman, Nov. 3, 2007  
 532, Chris Sanders (UTC) vs. Furman, Nov. 20, 1999  
 516, Devlin Hodges (SAM) at Western Carolina, Sept. 23, 2017  
 515, Cedric Stevens (UTC) vs. Appalachian State, Oct. 30, 2004  
 514, Fred Payton (MER) at Samford (20T), Nov. 19, 2022  
 496, Michael Payton (MAR) vs. VMI, Nov. 16, 1991  
 495, Andy Summerlin (SAM) at Furman, Nov. 9, 2013  
 491, Reece Udinski (VMI) at Western Carolina, Sept. 22, 2018  
 488, Chris Sanders (UTC) vs. Western Carolina, Oct. 21, 2000  
 481, Tony Petersen (MAR) vs. Western Carolina, Nov. 14, 1987  
 478, Andy Summerlin (SAM) vs. S.E. Louisiana, Sept. 21, 2013  
 475, Devlin Hodges (SAM) at Florida State, Sept. 8, 2018  
 474, David Rivers (WCU) vs. Wofford, Oct. 14, 2000  
 473, Devlin Hodges (SAM) vs. VMI, Oct. 13, 2018  
 472, Seth Morgan (VMI) vs. Samford, Oct. 30, 2021  
 468, Devlin Hodges (SAM) at Mississippi State, Oct. 29, 2016  
 454, Michael Hiers (SAM) vs. Mercer (20T), Nov. 19, 2022  
 452, Scott Riddle (Elon) vs. Western Carolina, Nov. 20, 2010  
 449, Eric Kresser (MAR) vs. Delaware, Nov. 30, 1996\*  
 447, Reece Udinski (VMI) vs. The Citadel, Oct. 20, 2018  
 443, Liam Welch (SAM) vs. Mercer, April 17, 2021  
 442, Michael Hiers (SAM) at ETSU, Oct. 22, 2022  
 437, Chris Sanders (UTC) vs. Furman, Nov. 18, 2000  
 436, Carl Fodor (MAR) vs. Furman, Sept. 22, 1984  
 435, Devlin Hodges (SAM) vs. VMI, Oct. 15, 2016  
 434, Austin Herink (ETSU) at Furman, Sept. 30, 2017  
 434, Reece Udinski (VMI) vs. Mercer, Sept. 29, 2018  
 433, Armanti Edwards (APP) vs. S.C. State, Nov. 29, 2008\*  
 433, Carlos Davis (WCU) at Charleston Southern, Sept. 3, 2022  
 432, Michael Payton (MAR) vs. Appalachian State, Nov. 7, 1992  
 432, B.J. Coleman (UTC) at Furman, Oct. 23, 2010  
 429, Michael Payton (MAR) vs. Western Carolina, Oct. 31, 1992  
 428, Kip Allen (CIT) vs. Wofford, Nov. 9, 1985  
 428, David Rivers (WCU) vs. Tennessee Tech, Nov. 18, 2000  
 428, Chris Oladokun (SAM) at Tennessee Tech, Aug. 31, 2019  
 428, Jimmy Weirick (WOF) at Furman, Nov. 19, 2022  
 427, Tyrie Adams (WCU) vs. Gardner-Webb, Sept. 10, 2016  
 427, Rogan Wells (WCU) at Gardner-Webb, Sept. 25, 2021  
 424, Tyrie Adams (WCU) at Furman, Sept. 29, 2018  
 422, David Brown (VMI) vs. Appalachian State, Nov. 15, 1986  
 422, Devlin Hodges (SAM) at Wofford, Oct. 21, 2017  
 419, Thomas Wilson (Elon) at Appalachian State, Oct. 6, 2012  
 416, Scott Riddle (Elon) vs. Samford, Oct. 2, 2010  
 416, Thomas Wilson (Elon) at N.C. Central, Sept. 17, 2011  
 415, Armanti Edwards (APP) vs. Wofford, Oct. 17, 2009  
 415, Andy Summerlin (SAM) vs. Elon, Nov. 23, 2013  
 415, Seth Morgan (VMI) at Furman, Nov. 13, 2021  
 412, Thomas Wilson (Elon) vs. Western Carolina, Oct. 20, 2012  
 413, Richie Williams (APP) vs. Furman, Oct. 9, 2004  
 411, Devlin Hodges (SAM) at Furman, Oct. 8, 2016  
 410, David Rivers (WCU) vs. Chattanooga, Oct. 21, 2000  
 410, Richie Williams (APP) vs. Chattanooga, Oct. 30, 2004  
 409, Jimmy Weirick (WOF) vs. ETSU, Oct. 29, 2022  
 408, Steve Brown (APP) vs. ETSU, Sept. 27, 1980  
 408, Richie Williams (APP) vs. Elon, Nov. 6, 2004  
 406, Carter Peavy (MER) vs. Furman, April 3, 2021  
 405, Mark Thompson (DAV) vs. Bucknell, Oct. 10, 1970  
 405, Richie Williams (APP) vs. Wofford, Oct. 23, 2004  
 404, Chris Sanders (UTC) vs. Wofford, Sept. 30, 2000  
 404, Devlin Hodges (SAM) at The Citadel, Nov. 10, 2018  
 404, Devlin Hodges (SAM) at ETSU, Nov. 17, 2018  
 403, John Gregory (MAR) vs. Eastern Kentucky, Oct. 21, 1989  
 402, Devlin Hodges (SAM) at Furman, Oct. 20, 2018  
 401, Devlin Hodges (SAM) vs. Mercer, Nov. 12, 2016  
 401, Carlos Davis (WCU) at The Citadel, Oct. 23, 2021  
 400, Liam Welch (SAM) at Florida, Nov. 13, 2021

\* indicates NCAA playoff game

### Season

- 4,283, Devlin Hodges (SAM), 2018  
 4,088, Devlin Hodges (SAM), 2016  
 3,983, Devlin Hodges (SAM), 2017  
 3,817, Scott Riddle (Elon), 2007  
 3,691, Chris Sanders (UTC), 2000  
 3,640, Andy Summerlin (SAM), 2013  
 3,544, Michael Hiers (SAM), 2022  
 3,539, Chris Sanders (UTC), 1999  
 3,529, Tony Petersen (MAR), 1987  
 3,366, Liam Welch (SAM), 2021

### Career

- 14,584, Devlin Hodges (SAM), 2015-18 (NCAA record)  
 13,264, Scott Riddle (Elon), 2007-10  
 10,392, Armanti Edwards (APP), 2006-09  
 8,978, Tyrie Adams (WCU), 2016-19  
 8,197, Jacob Huesman (UTC), 2012-15  
 7,877, Reece Udinski (VMI), 2017-21  
 7,826, Greg Ryan (ETSU), 1993-96  
 7,759, Richie Williams (APP), 2002-05



7,735, Todd Wells (ETSU), 1997-00  
7,730, Reese Hannon (FUR), 2012-16

**MOST PASSING YARDS IN CONSECUTIVE GAMES****2 games**

1,035, Devlin Hodges (SAM), Oct. 6-13, 2018  
934, Liam Welch (SAM), Sept. 18-25, 2021  
929, Liam Welch (SAM), March 13-20, 2021  
925, Reece Udinski (VMI), Sept. 22-29, 2018  
915, Scott Riddle (Elon) Nov. 3-10, 2007  
894, Liam Welch (SAM), Sept. 25-Oct. 2, 2021  
893, Scott Riddle (Elon), Oct. 27-Nov. 3, 2007  
884, David Rivers (WCU), 2000  
876, Liam Welch (SAM), March 20-27, 2021  
875, Devlin Hodges (SAM), Oct. 13-20, 2018

**3 games**

1,437, Devlin Hodges (SAM), Oct. 6-20, 2018  
1,300, Andy Summerlin (SAM), Sept. 21-Oct. 5, 2013  
1,278, David Rivers (WCU), 2000  
1,278, Devlin Hodges (SAM), Oct. 15-29, 2016  
1,274, Scott Riddle (Elon), Oct. 27-Nov. 10, 2007  
1,274, Devlin Hodges (SAM), Oct. 13-Nov. 3, 2018  
1,246, Liam Welch (SAM), Sept. 18-Oct. 2, 2021  
1,236, Scott Riddle (Elon), Oct. 20-Nov. 3, 2007  
1,235, Liam Welch (SAM), March 13-27, 2021  
1,230, Reece Udinski (VMI), Sept. 14-29, 2018

**4 games**

1,836, Devlin Hodges (SAM), Oct. 6-Nov. 3, 2018  
1,689, Devlin Hodges (SAM), Oct. 8-29, 2016  
1,678, Devlin Hodges (SAM), Oct. 13-Nov. 10, 2018  
1,678, Liam Welch (SAM), March 13-April 17, 2021  
1,632, Reece Udinski (VMI), Sept. 22-Oct. 20, 2018  
1,617, Chris Sanders (UTC), 2000  
1,617, Scott Riddle (Elon), Oct. 20-Nov. 10, 2007  
1,609, Devlin Hodges (SAM), Oct. 20-Nov. 17, 2018  
1,587, Devlin Hodges (SAM), Sept. 29-Oct. 20, 2018  
1,570, Scott Riddle (Elon), Oct. 27-Nov. 17, 2007

**5 games**

2,240, Devlin Hodges (SAM), Oct. 6-Nov. 10, 2018  
2,082, Devlin Hodges (SAM), Oct. 13-Nov. 17, 2018  
2,004, Devlin Hodges (SAM), Oct. 1-29, 2016  
1,986, Devlin Hodges (SAM), Sept. 29-Nov. 3, 2018  
1,971, Devlin Hodges (SAM), Sept. 22-Oct. 20, 2018  
1,969, Devlin Hodges (SAM), Oct. 8-Nov. 5, 2016  
1,955, Reece Udinski (VMI), Sept. 22-Oct. 27, 2018  
1,947, Reece Udinski (VMI), Sept. 14-Oct. 20, 2018  
1,931, Liam Welch (SAM), March 6-April 17, 2021  
1,925, Chris Sanders (UTC), 2000

**MOST GAMES PASSING FOR 200+ YARDS****Season**

12, Devlin Hodges (SAM), 2017  
11, Tony Petersen (MAR), 1987 (NCAA record)  
11, Chris Sanders (UTC), 1999 (NCAA record)  
11, Chris Sanders (UTC), 2000 (NCAA record)  
11, Scott Riddle (Elon), 2007 (NCAA record)  
11, Thomas Wilson (Elon), 2011  
11, Devlin Hodges (SAM), 2016  
11, Reece Udinski (VMI), 2019  
11, Michael Hiers (SAM), 2022  
10, Armanti Edwards (APP), 2009  
10, Scott Riddle (Elon), 2009  
10, Scott Riddle (Elon), 2010  
10, Jamal Jackson (APP), 2012  
10, Devlin Hodges (SAM), 2018

**Career**

39, Scott Riddle (Elon), 2007-10  
39, Devlin Hodges (SAM), 2015-18  
29, D.J. Campbell (APP), 1989-92  
26, Greg Ryan (ETSU), 1993-96  
24, Armanti Edwards (APP), 2006-09  
23, Reece Udinski (VMI), 2017-21  
22, Chris Sanders (UTC), 1999-00  
21, Randy Joyce (APP), 1981-84  
21, Tyrie Adams (WCU), 2016-19  
20, Michael Payton (MAR), 1989-92  
20, B.J. Coleman (UTC), 2009-11  
20, Thomas Wilson (Elon), 2009-12

**MOST CONSECUTIVE GAMES PASSING FOR 200+ YARDS****Season**

12, Devlin Hodges (SAM), 2017 (NCAA record)  
11, Tony Petersen (MAR), 1987 (NCAA record)  
11, Chris Sanders (UTC), 1999 (NCAA record)  
11, Chris Sanders (UTC), 2000 (NCAA record)

11, Scott Riddle (Elon), 2007 (NCAA record)  
11, Thomas Wilson (Elon), 2011 (NCAA record)  
11, Reece Udinski (VMI), 2019  
10, Scott Riddle (Elon), 2010  
10, Devlin Hodges (SAM), 2016  
9, Thomas Wilson (Elon), 2012  
9, Michael Hiers (SAM), 2022

**Career**

22, Chris Sanders (UTC), 1999-00

**MOST GAMES PASSING FOR 300+ YARDS****Season**

10, Devlin Hodges (SAM), 2018  
9, Scott Riddle (Elon), 2007  
9, Devlin Hodges (SAM), 2016  
8, Devlin Hodges (SAM), 2017  
6, Chris Sanders (UTC), 1999  
6, Chris Sanders (UTC), 2000  
6, Richie Williams (APP), 2004  
6, Scott Riddle (Elon), 2009  
6, Scott Riddle (Elon), 2010  
6, Al Cobb (VMI), 2014  
6, Liam Welch (SAM), 2021  
6, Rogan Wells (WCU), 2021

**Career**

30, Devlin Hodges (SAM), 2015-18  
23, Scott Riddle (Elon), 2007-10  
12, Chris Sanders (UTC), 1999-00  
11, Liam Welch (SAM), 2016-21  
10, Armanti Edwards (APP), 2006-09  
10, Al Cobb (VMI), 2014-16  
10, Reece Udinski (VMI), 2017-21  
9, Thomas Wilson (Elon), 2009-12  
9, Tyrie Adams (WCU), 2016-19  
7, Tony Petersen (MAR), 1986-87  
7, Michael Payton (MAR), 1989-92  
7, Richie Williams (APP), 2002-05

**MOST CONSECUTIVE GAMES PASSING FOR 300+ YARDS****Season**

9, Scott Riddle (Elon), 2007  
6, Devlin Hodges (SAM), 2016  
6, Devlin Hodges (SAM), 2018  
5, Chris Sanders (UTC), 2000  
4, Scott Riddle (Elon), 2010  
4, Thomas Wilson (Elon), 2012  
4, Devlin Hodges (SAM), 2018  
4, Liam Welch (SAM), March 13-April 17, 2021  
4, Rogan Wells (WCU), Oct. 30-Nov. 20, 2021  
3, Tony Petersen (MAR), 1987  
3, David Rivers (WCU), 2000  
3, Richie Williams (APP), 2004  
3, Armanti Edwards (APP), 2009  
3, Jamal Jackson (APP), 2012  
3, Andy Summerlin (SAM), 2013  
3, Devlin Hodges (SAM), 2015  
3, Devlin Hodges (SAM), 2017  
3, Reece Udinski (VMI), 2018  
3, Reece Udinski (VMI), 2019  
3, Seth Morgan (VMI), March 27-April 17, 2021  
3, Liam Welch (SAM), Sept 18-Oct. 2, 2021  
3, Michael Hiers (SAM), Nov. 5-19, 2022

**MOST GAMES PASSING FOR 400+ YARDS****Season**

6, Devlin Hodges (SAM), 2018  
4, Richie Williams (APP), 2004  
4, Devlin Hodges (SAM), 2016  
3, David Rivers (WCU), 2000  
3, Chris Sanders (UTC), 2000  
3, Andy Summerlin (SAM), 2013  
3, Reece Udinski (VMI), 2018  
2, Michael Payton (MAR), 1992  
2, Scott Riddle (Elon), 2010  
2, Thomas Wilson (Elon), 2012  
2, Devlin Hodges (SAM), 2017  
2, Liam Welch (SAM), 2020-21  
2, Liam Welch (SAM), 2021  
2, Seth Morgan (VMI), 2021  
2, Michael Hiers (SAM), 2022  
2, Jimmy Weirick (WOF), 2022

**Career**

12, Devlin Hodges (SAM), 2015-18  
4, Chris Sanders (UTC), 1999-00  
4, Richie Williams (APP), 2004  
4, Liam Welch (SAM), 2016-21

3, Michael Payton (MAR), 1989-92  
3, David Rivers (WCU), 2000  
3, Scott Riddle (Elon), 2007-10  
3, Thomas Wilson (Elon), 2009-12  
3, Andy Summerlin (SAM), 2012-13  
3, Reece Udinski (VMI), 2017-21

**MOST CONSECUTIVE GAMES PASSING FOR 400+ YARDS**

3, Richie Williams (APP), 2004  
3, Devlin Hodges (SAM), Oct. 6-20, 2018  
2, Michael Payton (MAR), 1992  
2, David Rivers (WCU), 2000  
2, Thomas Wilson (Elon), 2012  
2, Devlin Hodges (SAM), 2016  
2, Reece Udinski (VMI), Sept. 22-29, 2018  
2, Devlin Hodges (SAM), Nov. 10-17, 2018

**MOST PASSING YARDS BY OPPOSING QUARTERBACKS****Game**

968, Fred Payton (MER) 514 and Michael Hiers (SAM) 454, Nov. 19, 2022  
925, Cedric Stevens (UTC) 515 and Richie Williams (APP) 410, Oct. 30, 2004  
923, Liam Welch (SAM) 570 and Reece Udinski (VMI) 353, March 20, 2021 (OT)  
898, Chris Sanders (UTC) 488 and David Rivers (WCU) 410, Oct. 21, 2000

**MOST SEASONS PASSING FOR 3,000+ YARDS****Career**

3, Scott Riddle (Elon), 2007, 2009, 2010  
3, Devlin Hodges (SAM), 2016, 2017, 2018  
2, Chris Sanders (UTC), 1999, 2000  
2, Thomas Wilson (Elon), 2011, 2012  
2, Reece Udinski (VMI), 2018, 2019  
1, Tony Petersen (MAR), 1987  
1, Richie Williams (APP), 2004  
1, Thomas Wilson (Elon), 2011  
1, Jamal Jackson (APP), 2012  
1, Andy Summerlin (SAM), 2013  
1, Liam Welch (SAM), 2021  
1, Fred Payton (MER), 2022  
1, Michael Hiers (SAM), 2022

**MOST TOUCHDOWN PASSES****Quarter**

4, Chris Forcier (FUR) vs. Presbyterian, Sept. 24, 2011 (2nd)  
4, Devlin Hodges (SAM) vs. Shorter, Aug. 30, 2018 (2nd)  
4, Devlin Hodges (SAM) vs. WCU, Oct. 6, 2018 (1st)  
3, Chris Sanders (UTC) vs. Miss. Valley St., Sept. 16, 2000 (1st)  
3, Joe Burchette (APP) vs. Chattanooga, Oct. 27, 2001 (2nd)  
3, Richie Williams (APP) vs. Chattanooga, Oct. 30, 2004 (4th)  
3, Scott Riddle (Elon) vs. Chattanooga, Oct. 27, 2007 (2nd)  
3, Armanti Edwards (APP) vs. The Citadel, Oct. 4, 2008 (2nd)  
3, Scott Riddle (Elon) vs. Davidson, Sept. 5, 2009 (3rd)  
3, Rogan Wells (WCU) at Wofford, Oct. 30, 2021 (2nd)  
3, Cole Gonzales (WCU) vs. Presbyterian, Sept. 17, 2022 (3rd)

**Half**

6, Chris Forcier (FUR) vs. Presbyterian, Sept. 24, 2011 (1st)  
5, Chris Sanders (UTC) vs. Miss. Valley St., Sept. 16, 2000 (1st)  
4, Tim Russell (CIT) vs. Furman, Nov. 17, 1979 (2nd)  
4, Tony Petersen (MAR) vs. Eastern Kentucky, Sept. 19, 1987 (1st)  
4, Kenyon Earl (UTC) vs. Gardner-Webb, Sept. 18, 1993 (1st)  
4, Richie Williams (APP) vs. Chattanooga, Oct. 20, 2004 (2nd)  
4, DeAndre Presley (APP) vs. The Citadel, Oct. 16, 2010 (1st)  
4, Tyrie Adams (WCU) vs. Davidson, Sept. 9, 2017 (1st)  
4, Devlin Hodges (SAM) vs. ETSU, Nov. 11, 2017 (1st)  
4, Devlin Hodges (SAM) vs. WCU, Oct. 6, 2018 (1st)  
4, Devlin Hodges (SAM) vs. VMI, Oct. 13, 2018 (1st)  
4, Robert Riddle (WCU) at WCU, Aug. 31, 2019 (1st)  
4, Seth Morgan (VMI) at Wofford, March 27, 2021 (2nd)  
4, Rogan Wells (WCU) vs. ETSU, Nov. 13, 2021 (1st)  
4, Carlos Davis (WCU) at Charleston So., Sept. 3, 2022 (1st)  
4, Fred Payton (MER) vs. ETSU, Oct. 15, 2022 (1st)

**Game**

7, Chris Forcier (FUR) vs. Presbyterian, Sept. 24, 2011  
6, Tim Russell (CIT) vs. Furman, Nov. 17, 1979  
6, Kenyon Earl (UTC) vs. Gardner-Webb, Sept. 18, 1993  
6, Chris Sanders (UTC) vs. Mississippi Valley St., Sept. 16, 2000  
6, Justin Barnes (UTC) vs. Kentucky State, Nov. 24, 2001  
6, Bart Blanchard (CIT) vs. Presbyterian, Sept. 26, 2009  
6, Al Cobb (VMI) vs. Gardner-Webb, Oct. 18, 2014  
6, Devlin Hodges (SAM) vs. Western Carolina, Oct. 6, 2018  
6, Devlin Hodges (SAM) vs. VMI, Oct. 13, 2018  
6, Chris Oladokun (SAM) at Tennessee Tech, Aug. 31, 2019  
6, Carlos Davis (WCU) at Charleston Southern, Sept. 3, 2022

## Season

36, Devlin Hodges (SAM), 2016  
 36, Michael Hiers (SAM), 2022  
 33, Devlin Hodges (SAM), 2018  
 32, Fred Payton (MER), 2022  
 31, Michael Payton (MAR), 1992  
 31, Scott Riddle (Elon), 2007  
 31, Devlin Hodges (SAM), 2017  
 30, Armanti Edwards (APP), 2008  
 28, Todd Donnan (MAR), 1994  
 28, Scott Riddle (Elon), 2010

## Career

111, Devlin Hodges (SAM), 2015-18  
 106, Scott Riddle (Elon), 2007-10  
 74, Armanti Edwards (APP), 2006-09  
 64, Jacob Huesman (UTC), 2012-15  
 64, Tyrie Adams (WCU), 2016-19  
 59, Richie Williams (APP), 2002-05  
 57, Michael Payton (MAR), 1989-92  
 57, John Russ (MER), 2014-16  
 56, Greg Ryan (ETSU), 1993-96  
 52, B.J. Coleman (UTC), 2009-11

## MOST CONSECUTIVE GAMES THROWING A TOUCHDOWN PASS

**Season**  
 13, Armanti Edwards (APP), 2008  
 12, Scott Riddle (Elon), 2009  
 12, Devlin Hodges (SAM), 2017  
 12, Tyler Riddell (ETSU), 2021  
 11, Todd Donnan (MAR), 1994  
 11, Scott Riddle (Elon), 2007  
 11, Scott Riddle (Elon), 2008  
 11, Thomas Wilson (Elon), 2011  
 11, Fred Payton (MER), 2022  
 10, B.J. Coleman (UTC), 2010  
 10, Scott Riddle (Elon), 2010  
 10, Thomas Wilson (Elon), 2012  
 10, John Russ (MER), 2016  
 10, Devlin Hodges (SAM), 2016  
 10, Devlin Hodges (SAM), 2018

## Career

23, Devlin Hodges (SAM) (last 1 of 2016, all 12 of 2017, first 10 of 2018)  
 22, Scott Riddle (Elon) (all 11 of 2007, first 11 of 2008)  
 20, Scott Riddle (Elon) (all of 2009 through 2010)  
 16, Armanti Edwards (APP) (last 3 of 2007, all 13 of 2008)  
 16, Devlin Hodges (SAM) (last 6 of 2015, first 10 of 2016)  
 15, B.J. Coleman (UTC) (all 11 of 2010, first 4 of 2011)  
 14, Liam Welch (SAM) (all 6 of 2020-21, first 8 of 2021)  
 13, Tyler Riddell (ETSU) (last 1 of 2020-21, first 12 of 2021)  
 13, Fred Payton (MER) (last 2 of 2021, all 11 of 2022)  
 12, Joe Burchette (APP) (last 8 of 2001, first 4 of 2002)  
 11, Thomas Wilson (Elon) (all 11 of 2011)

## MOST PASSES HAD INTERCEPTED

**Game**  
 7, Jeff Gilbert (WCU) vs. Southern Illinois, Dec. 17, 1983\*  
 6, Murphy Sprinkel (VMI) vs. Boston College, Nov. 16, 1968  
 6, Cleve Hightower (FUR) vs. Wofford, Oct. 11, 1969  
 6, Tom Schultz (VMI) vs. Navy, Sept. 15, 1973  
 6, Tim Couch (UTC) vs. Georgia Southern, Sept. 28, 1985  
 6, D.J. Campbell (APP) vs. Marshall, Nov. 3, 1990  
 5, Jack Ruth (DAV) vs. Washington & Lee, Sept. 27, 1952  
 5, Bob Hardage (W&M) vs. Army, Nov. 10, 1956  
 5, Duke Johnston (VMI) vs. Davidson, Oct. 12, 1957  
 5, Ronnie Smith (UR) vs. Syracuse, Nov. 16, 1963  
 5, Bill Bailey (ECU) vs. Louisville, Nov. 25, 1966  
 5, John Casazza (ECU) vs. Richmond, Oct. 24, 1970  
 5, Ingle Martin (FUR) vs. Western Carolina, Sept. 10, 2005  
 5, Armanti Edwards (APP) vs. Richmond, Dec. 6, 2008  
 5, B.J. Coleman (UTC) vs. Elon, Oct. 30, 2010

\* indicates NCAA playoff game

## Season

27, Tom Schultze (VMI), 1973  
 25, Tony Petersen (MAR), 1987  
 22, Scotty Shipp (DAV), 1972  
 21, Mike Posey (WCU), 1979  
 21, Willie Perkins (WCU), 1986  
 21, Thomas Wilson (Elon), 2011  
 20, Murphy Sprinkel (VMI), 1968  
 20, John Casazza (ECU), 1970  
 19, Cleve Hightower (FUR), 1969  
 19, Dave Harper (DAV), 1973  
 19, Carl Fodor (MAR), 1985

## Career

56, Carl Fodor (MAR), 1982-85  
 51, Mike Pusey (WCU), 1977-79  
 49, Greg Ryan (ETSU), 1993-96  
 45, Dave Brown (VMI), 1986-88  
 43, Tom Schultze (VMI), 1972-73  
 43, Lonnie Galloway (WCU), 1990-93  
 41, Kenyon Earl (UTC), 1991-94  
 41, Scott Riddle (Elon), 2007-10  
 41, Devlin Hodges (SAM), 2015-18  
 37, Todd Wells (ETSU), 1997-00

## LOWEST PERCENTAGE OF PASSES HAD INTERCEPTED

**Season**  
 0.0, Mark Williams (ETSU), 1989 (71 attempts)  
 0.0, Kenny Robinson (GSU), 1997 (70 attempts)

## MOST CONSECUTIVE PASSES WITHOUT AN INTERCEPTION

**Game**  
 69, Devlin Hodges (SAM) at The Citadel, Nov. 10, 2018

## Season

368, Reece Udinski (VMI), 2019 (NCAA record)  
 203, Braniff Bonaventure (FUR), 1996  
 185, DeAndre Presley (APP), 2010  
 183, Devlin Hodges (SAM), 2017  
 182, Michael Hiers (SAM), Oct. 1 to Nov. 5, 2022  
 176, Armanti Edwards (APP), 2008

## Career

368, Reece Udinski (VMI), 2019 (NCAA record)  
 218, Scott Riddle (Elon), 2008-09  
 215, Braniff Bonaventure (FUR), 1995-96

# RECEIVING

## MOST PASSES CAUGHT

**Game**  
 20, Walker Gillette (UR) vs. Ohio, Dec. 27, 1968^  
 18, Alonzo Nix (UTC) vs. Wofford, Oct. 4, 2003  
 18, Aaron Mellette (Elon) at Richmond, Sept. 19, 2010  
 17, Mike Mikolayunas (DAV) vs. Richmond, Oct. 11, 1969  
 17, DaVon Fowlkes (APP) vs. Elon, Nov. 6, 2004  
 17, Kelsey Pope (SAM) at The Citadel, Nov. 12, 2011  
 16, Walker Gillette (UR) vs. Mississippi State, Sept. 20, 1969  
 16, Jeff Johnson (ETSU) vs. VMI, Sept. 17, 1994  
 16, Richmond Flowers (UTC) vs. Western Carolina, Oct. 21, 2000  
 16, Terrell Hudgins (Elon) vs. Liberty, Sept. 22, 2007  
 16, Terrell Hudgins (Elon) vs. Furman, Nov. 3, 2007  
 16, Terrell Hudgins (Elon) vs. Furman, Oct. 3, 2009  
 16, Blue Cooper (UTC) vs. Western Carolina, Oct. 31, 2009  
 16, Aaron Mellette (Elon) at N. C. Central, Sept. 17, 2011  
 16, Aaron Sanders (VMI) at Mercer, Oct. 24, 2015  
 16, Karel Hamilton (SAM) vs. WCU, Oct. 22, 2016  
 16, Karel Hamilton (SAM) vs. Mercer, Nov. 12, 2016  
 16, Raphael Williams (WCU) at Wofford, Oct. 30, 2021

^ indicates postseason bowl game

## Season

123, Terrell Hudgins (Elon), 2009  
 117, Terrell Hudgins (Elon), 2007  
 113, Aaron Mellette (Elon), 2011  
 111, Karel Hamilton (SAM), 2016  
 103, DaVon Fowlkes (APP), 2004  
 100, Kelvin McKnight (SAM), 2018  
 100, Chandler Smith (SAM), 2022  
 97, Aaron Mellette (Elon), 2012  
 95, Andre Roberts (CIT), 2008  
 90, Alonzo Nix (UTC), 2003  
 90, Michael Mayers (Elon), 2007

## Career

395, Terrell Hudgins (Elon), 2006-09 (NCAA record)  
 313, Kelvin McKnight (SAM), 2015-18  
 304, Aaron Mellette (Elon), 2009-12  
 285, Andre Roberts (CIT), 2006-09  
 279, Karel Hamilton (SAM), 2013-16  
 250, Kelsey Pope (SAM), 2010-13  
 230, Terryon Robinson (WCU), 2013-14, 2016-17  
 226, Jakob Herres (VMI), 2018-21  
 223, Michael Mayers (Elon), 2004-07  
 218, Aaron Sanders (VMI), 2014-16

## MOST RECEIVING YARDS

**Game**  
 351, Ty James (MER) at Samford (ZOT), Nov. 19, 2022  
 280, DaVon Fowlkes (APP) vs. Elon, Nov. 6, 2004

274, Joel Bradford (UTC) at Furman, Oct. 23, 2010  
 268, Bryce Nunnally (UTC) at The Citadel, Sept. 8, 2018  
 264, Walker Gillette (UR) vs. Mississippi State, Sept. 20, 1969  
 263, Mark Stock (VMI) vs. ETSU, Nov. 22, 1986  
 262, Andre Motley (MAR) vs. Chattanooga, Oct. 20, 1990  
 254, Joel Bradford (UTC) vs. Eastern Kentucky, Sept. 18, 2010  
 248, Rick Lyon (DAV) vs. Bucknell, Oct. 10, 1970  
 248, Troy Brown (MAR) vs. VMI, Nov. 16, 1991

## Season

1,639, Aaron Mellette (Elon), 2011  
 1,633, Terrell Hudgins (Elon), 2009  
 1,618, DaVon Fowlkes (APP), 2004  
 1,474, Terrell Hudgins (Elon), 2007  
 1,453, Kelvin McKnight (SAM), 2018  
 1,398, Aaron Mellette (Elon), 2012  
 1,389, B.J. Adigun (ETSU), 1997  
 1,389, Karel Hamilton (SAM), 2016  
 1,334, Andre Roberts (CIT), 2008  
 1,284, Joel Bradford (UTC), 2010

## Career

5,250, Terrell Hudgins (Elon), 2006-09 (NCAA record)  
 4,254, Aaron Mellette (Elon), 2009-12  
 4,144, Kelvin McKnight (SAM), 2015-18  
 3,803, Karel Hamilton (SAM), 2013-16  
 3,743, Andre Roberts (CIT), 2006-09  
 3,520, Mike Barber (MAR), 1985-88  
 3,418, Brian Quick (APP), 2008-11  
 3,124, Rick Beasley (APP), 1978-80  
 3,091, Mark Stock (VMI), 1985-88  
 3,025, Gerald Harp (WCU), 1977-80

## MOST YARDS PER RECEPTION


**Game (minimum 3 receptions)**  
 72.6 (3-218), Terry Gallaher (ECU) vs. Appalachian State, Sept. 13, 1975  
 53.3 (3-160), Isaac West (FUR) vs. Elon, Sept. 14, 2002  
 52.7 (3-158), Chris Truss (FUR) vs. Chattanooga, Sept. 27, 2008  
 48.0 (3-144), Terryon Robinson (WCU) vs. Davidson, Sept. 9, 2017  
 45.5 (4-142), Alonzo Upshur (APP) vs. ETSU, Oct. 1, 1983  
 45.0 (3-135), Ty King (SAM) vs. VMI, March 20, 2021  
 43.0 (4-172), Brian Quick (APP) vs. Wofford, Oct. 31, 2008  
 41.0 (3-123), Matt Beavin (WOF) vs. Furman, Nov. 13, 2004  
 40.3 (3-121), Justin Stepp (FUR) vs. Chattanooga, Nov. 19, 2005  
 40.7 (3-122), David Durden (MER) at Yale, Oct. 13, 2018

## Season (minimum 25 receptions)

28.1 (30-844), Joe Burke (UTC), 1978  
 25.0 (45-1,123), Mark Stock (VMI), 1986  
 24.1 (20-482), Teddy Craft (GSU), 2004  
 23.5 (32-753), Donald Lipscomb (FUR), 1991  
 23.5 (26-611), Ty James (MER), 2021  
 23.2 (33-767), Shoun Habersham (UTC), 1991  
 23.2 (29-673), Chris Johnson (GSU), 2000  
 23.1 (35-809), Alonzo Upshur (APP), 1983  
 22.9 (30-688), Dexter Jackson (APP), 2007  
 22.4 (40-896), Kerry Hayes (WCU), 1992

## Career (minimum 50 receptions)

23.1 (92-2,125), Joe Burke (UTC), 1977-80



Marshall's Randy Moss set an NCAA freshman record with 19 TD receptions in 1996.



22.8 (80-1,827), Donald Lipscomb (FUR), 1988-91  
 21.1 (102-2,151), Raleigh Webb (CIT), 2017-21  
**20.7 (108-2,234), Ty James (MER), 2020-pr.**  
 20.4 (77-1,567), Brenton Berson (WOF), 2008-11  
 19.7 (60-1,183), Landon Parker (WOF), 2018-22  
 19.6, Paul Maguire (CIT), 1957-59  
 19.1, Chris Johnson (GSU), 1997-00  
 19.1 (139-2,654), Craig Aiken (WCU), 1991-94  
 19.1 (69-1,316), Chris Johnson (GSU), 1997-00

**MOST TOUCHDOWN PASSES CAUGHT**

**Quarter**

3, Cos DeMatteo (UTC) vs. Mississippi Valley State, Sept. 16, 2000 (1st)  
 3, Isaac West (FUR) vs. Elon, Sept. 14, 2002 (1st)

**Half**

5, Cos DeMatteo (UTC) vs. Mississippi Valley State, Sept. 16, 2000 (1st)  
 3, Gerald Harp (WCU) vs. Wofford, Oct. 20, 1979  
 3, Jon Reed (WCU) vs. Appalachian State, Nov. 18, 1989  
 3, Isaac West (FUR) vs. Elon, Sept. 14, 2002 (1st)  
 3, DaVon Fowlkes (APP) vs. Elon, Nov. 6, 2004 (1st)  
 3, Andre Roberts (CIT) vs. Webber Int'l., Sept. 8, 2007 (1st)  
 3, Terrell Hudgins (Elon) vs. Chattanooga, Oct. 24, 2009 (1st)  
 3, Thomas Gordon (FUR) at Samford, Oct. 5, 2019 (1st)  
 3, Jakob Herres (VMI) at Wofford, March 27, 2021 (2nd)  
 3, Ty James (MER) vs. Morehead State, Aug. 27, 2022 (1st)  
 3, Kendall Watson (SAM) at Chattanooga, Nov. 12, 2022 (1st)

**Game**

6, Cos DeMatteo (UTC) vs. Mississippi Valley State, Sept. 16, 2000 (NCAA record)  
 4, Gerald Harp (WCU) vs. Wofford, Oct. 20, 1979  
 4, Robert Surratt (MAR) vs. Appalachian State, Oct. 13, 1984  
 4, Terrell Owens (UTC) vs. Marshall, Oct. 1, 1994  
 4, Randy Moss (MAR) vs. The Citadel, Nov. 2, 1996  
 4, Cecil Moore (ETSU) vs. Elon, Oct. 19, 2002  
 4, DaVon Fowlkes (APP) vs. Northwestern State, Sept. 25, 2004  
 4, Terrell Hudgins (Elon) vs. Liberty, Sept. 22, 2007  
 4, Andre Roberts (CIT) vs. Presbyterian, Sept. 26, 2009  
 4, Karnorris Benson (WCU) vs. VMI, Nov. 15, 2014  
 4, Chris Shelling (SAM) at Tennessee Tech, Aug. 31, 2019

**Season**

19, Randy Moss (MAR), 1996  
 18, Terrell Hudgins (Elon), 2007  
 18, Aaron Mellette (Elon), 2012  
 16, Terrell Hudgins (Elon), 2009  
 14, DaVon Fowlkes (APP), 2004  
 14, Andre Roberts (CIT), 2008  
 14, Karel Hamilton (SAM), 2016  
 13, Brian Baima (CIT), 1971  
 13, Ty James (MER), 2022  
 12, Rick Beasley (APP), 1979  
 12, B.J. Adigun (ETSU), 1997  
 12, Aaron Mellette (Elon), 2010  
 12, Aaron Mellette (Elon), 2011  
 12, Karnorris Benson (WCU), 2013  
 12, Kelvin McKnight (SAM), 2017  
 12, Ryan Miller (FUR), 2022

**Career**

52, Terrell Hudgins (Elon), 2006-09  
 44, Aaron Mellette (Elon), 2009-12  
 37, Andre Roberts (CIT), 2006-09  
 32, Kelvin McKnight (SAM), 2015-18  
 31, Brian Quick (Elon), 2008-11  
 31, Karel Hamilton (SAM), 2013-16  
 28, Ryan Miller (FUR), 2018-22  
 26, Gerald Harp (WCU), 1977-80  
 26, Chas Fox (FUR), 1982-85  
 26, B.J. Adigun (ETSU), 1994-97  
 26, Jakob Herres (VMI), 2018-21

**MOST TD PASSES CAUGHT BY A FRESHMAN**

**Season**

19, Randy Moss (MAR), 1996 (NCAA record)

**MOST GAMES CATCHING A TOUCHDOWN PASS**

**Season**

11, Randy Moss (MAR), 1996  
 10, Terrell Hudgins (Elon), 2009  
 10, Aaron Mellette (Elon), 2011  
 10, Ryan Miller (FUR), 2022  
 9, Terrell Hudgins (Elon), 2007  
 9, Terrell Hudgins (Elon), 2008  
 9, Andre Roberts (CIT), 2008  
 9, Aaron Mellette (Elon), 2012

9, Raleigh Webb (CIT), 2019  
 8, Rick Beasley (APP), 1979  
 8, B.J. Adigun (ETSU), 1997  
 8, Jason Jones (UTC), 2002  
 8, DaVon Fowlkes (APP), 2004  
 8, Justin Stepp (FUR), 2005  
 8, Andre Roberts (CIT), 2007  
 8, Karel Hamilton (SAM), 2016  
 8, Kelvin McKnight (SAM), 2017  
 8, Terryon Robinson (WCU), 2017

**MOST GAMES WITH 100+ YARDS RECEIVING**

**Season**


10, Terrell Hudgins (Elon), 2009  
 10, Kelvin McKnight (SAM), 2018  
 9, Aaron Mellette (Elon), 2011  
 8, Aaron Mellette (Elon), 2012  
 7, B.J. Adigun (ETSU), 1997  
 7, DaVon Fowlkes (APP), 2004  
 7, Terrell Hudgins (Elon), 2007  
 7, Andre Roberts (CIT), 2008  
 7, Sean Price (APP), 2012  
 6, 11 times. Last:  
 Bryce Nunnally (UTC), 2018  
 Kris Thornton (VMI), 2018

**Career**

28, Terrell Hudgins (Elon), 2006-09  
 23, Aaron Mellette (Elon), 2009-12  
 23, Kelvin McKnight (SAM), 2015-18  
 17, Rick Beasley (APP), 1978-80  
 17, Mark Stock (VMI), 1985-88  
 17, Andre Roberts (CIT), 2006-09  
 14, Karel Hamilton (SAM), 2013-16  
 13, Brian Quick (APP), 2008-11  
 13, Kelvin McKnight (SAM), 2015-18  
 13, Jakob Herres (VMI), 2018-21

**MOST CONSECUTIVE GAMES WITH 100+ RECEIVING YARDS**

7, Aaron Mellette (Elon), Oct. 1-Nov. 19, 2011  
 7, Aaron Mellette (Elon), Sept. 29-Nov. 17, 2012  
 6, Eddie Cohen (WCU), Sept. 29-Nov. 10, 2007  
 6, Kelvin McKnight (SAM), Oct. 6-Nov. 17, 2018  
 5, Terrell Hudgins (Elon), Sept. 16-Oct. 21, 2006  
 5, Terrell Hudgins (Elon), Sept. 5-Oct. 3, 2009  
 5, Terrell Hudgins (Elon), Oct. 31-Nov. 28, 2009  
 5, Jakob Herres (VMI), March 20-April 24, 2021  
 4, Terrell Hudgins (Elon), Oct. 20-Nov. 10, 2007  
 4, Andre Roberts (CIT), Oct. 25-Nov. 15, 2008  
 4, Sean Price (APP), Oct. 27-Dec. 1, 2012  
 4, Karel Hamilton (SAM), Oct. 8-29, 2016  
 4, Kelvin McKnight (SAM), Aug. 30-Sept. 22, 2018  
 4, Bryce Nunnally (UTC), Aug. 30-Sept. 22, 2018



Western Carolina's Kirk Roach holds SoCon records for field goals in a season (24) and a career (71).

**MOST GAMES WITH 200+ RECEIVING YARDS**

**Season**

3, DaVon Fowlkes (APP), 2004 (consecutive record)  
 2, Rick Beasley (APP), 1980  
 2, Terrell Hudgins (Elon), 2007  
 2, Joel Bradford (UTC), 2010  
 2, Aaron Mellette (Elon), 2011  
 2, Karel Hamilton (SAM), 2016

**Career**

4, Karel Hamilton (SAM), 2013-16  
 3, DaVon Fowlkes (APP), 2001-04  
 3, Terrell Hudgins (Elon), 2006-09

**MOST SEASONS WITH 1,000+ RECEIVING YARDS**

**Career**

4, Terrell Hudgins (Elon), 2006-09  
 3, Mike Barber (MAR), 1986-88  
 3, Aaron Mellette (Elon), 2010-12  
 2, Gerald Harp (WCU), 1978-79  
 2, Mike Stock (VMI), 1986, '88  
 2, Kelvin McKnight (SAM), 2017-18

**MOST RECEIVING YARDS BY TWO TEAMMATES**

**Season**

2,538, Terrell Hudgins (1,474) and Michael Mayers (1,064) (Elon), 2007  
 2,241, Mike Barber and Sean Doctor (MAR), 1987  
 2,218, Terrell Hudgins and Lance Camp (Elon), 2009  
 2,141, Kelvin McKnight and Chris Shelling (SAM), 2018  
 2,125, Aaron Mellette and Lance Camp (Elon), 2010  
 2,105, Chandler Smith (1,071) and Kendall Watson (1,034) (SAM), 2022  
 2,092, Ty James (1,105) and Devron Harper (987) (MER), 2022  
 2,086, Kelvin McKnight and Chris Shelling (SAM), 2017  
 2,042, Aaron Mellette and Kierre Brown (Elon), 2012  
 2,001, Michael Banks and Lamont Seward (WCU), 2002

~~~ **KICKING** ~~~

**LONGEST FIELD GOAL**

57, Kirk Roach (WCU) vs. North Carolina A&T, Oct. 17, 1987  
 57, Kirk Roach (WCU) vs. Appalachian State, Nov. 21, 1987  
 57, Chris Chambers (GSU) vs. Oregon State, Sept. 18, 1999  
 57, Mark Wright (APP) vs. Troy State, Sept. 9, 2000  
 57, Matt Maxey (VMI) at Georgia Southern, Sept. 30, 2000  
 57, David Marvin (WOF) at WCU, Oct. 8, 2016  
 57, David Marvin (WOF) at Furman, Nov. 5, 2016  
 56, Grant Clemons (VMI) vs. Samford, Oct. 12, 2019  
 56, Colby Kintner (CIT) vs. Samford, Oct. 29, 2022  
 55, Mark French (APP) vs. Western Carolina, Nov. 21, 1981  
 55, Kirk Roach (WCU) vs. Georgia Southern, Oct. 24, 1987  
 55, Jon Croft Hollingsworth (FUR) at UCF, Sept. 19, 2015  
 55, Dillon Christopher (VMI) vs. W. Carolina, Nov. 21, 2015  
 55, Grayson Atkins (FUR) at Western Carolina, Oct. 26, 2019

**MOST FIELD GOALS MADE**

**Half**

5, Dean Biasucci (WCU) vs. Mars Hill, Sept. 18, 1982 (NCAA record)

**Game**

6, Josh Jones (WCU) vs. Samford, Nov. 5, 1999  
 6, Drew Stewart (APP) vs. Western Carolina, Nov. 12, 2011  
 6, Ray Early (FUR) at Western Carolina, Nov. 16, 2013  
 5, Ken Juskowich (WVU) vs. Pittsburgh, Oct. 7, 1967  
 5, Craig Jones (VMI) vs. William & Mary, Sept. 10, 1977  
 5, Dean Biasucci (WCU) vs. Mars Hill, Sept. 18, 1982  
 5, Mike Wood (FUR) vs. Western Carolina, Oct. 18, 1986  
 5, Glenn Connally (FUR) vs. ETSU, Nov. 10, 1990  
 5, Reed Haley (GSU) vs. The Citadel, Nov. 19, 1994  
 5, Sean Holland (GSU) vs. Furman, Nov. 8, 2003  
 5, Andrew Wilcox (Elon) vs. Georgia Southern, Oct. 13, 2007  
 5, Andrew Wilcox (Elon) vs. Georgia Southern, Sept. 20, 2008  
 5, Eric Goins (CIT) vs. VMI, Nov. 7, 2015  
 5, Anthony Pistelli (SAM) vs. Clark Atlanta, Nov. 7, 2015  
 5, Jerry Rice (VMI) vs. Chattanooga, Oct. 9, 2021  
 5, Jerry Rice (VMI) at Samford, Nov. 5, 2022

**Season**

24, Kirk Roach (WCU), 1986  
 23, Cameron Yaw (SAM), 2011  
 22, Matt Vick (UTC), 2000  
 22, Andrew Wilcox (Elon), 2008  
 20, Ray Early (FUR), 2013  
 20, Anthony Pistelli (SAM), 2015  
 19, Kirk Roach (WCU), 1987  
 19, Jason Vitaris (APP), 2009

19, Adrian Mora (GSU), 2010  
 19, Warren Handrahan (SAM), 2013  
 19, JJ Jerman (ETSU), 2018

## Career

71, Kirk Roach (WCU), 1984-87  
 67, Cameron Yaw (SAM), 2009-12  
 59, Andrew Wilcox (Elon), 2005-08  
 58, Jay Sutton (APP), 1994-97  
 57, Adrian Mora (GSU), 2008-11  
 56, Tyler Keltner (ETSU), 2019-22  
 55, Craig Jones (VMI), 1976-79  
 55, Bjorn Nittmo (APP), 1985-88  
 54, Dean Biasucci (WCU), 1980-83  
 51, Danny Marshall (FUR), 2000-03

## MOST FIELD GOALS ATTEMPTED

### Game

7, Reed Haley (GSU) vs. The Citadel, Nov. 19, 1994  
 7, Ray Early (FUR) at Western Carolina, Nov. 16, 2013  
 6, Jay Millson (APP) vs. Furman, Oct. 19, 1991  
 6, Josh Jones (WCU) vs. Samford, Nov. 5, 1999  
 6, Sean Holland (GSU) vs. Furman, Nov. 8, 2003  
 6, Jesse Hartley (GSU) vs. Elon, Oct. 13, 2007  
 6, Adam Shreiner (Elon) vs. The Citadel, Sept. 24, 2011  
 6, Drew Stewart (APP) vs. Western Carolina, Nov. 12, 2011  
 6, JJ Jerman (ETSU) vs. Robert Morris, Oct. 7, 2017  
 6, Mitchell Fineran (SAM) at Mercer, Nov. 2, 2019

### Season

30, Kirk Roach (WCU), 1987  
 28, Kirk Roach (WCU), 1986  
 28, Mike Wood (FUR), 1986  
 28, Jason Vitaris (APP), 2009  
 28, Cameron Yaw (SAM), 2011  
 27, Andrew Wilcox (Elon), 2008  
 26, Dean Biasucci (WCU), 1982  
 26, Matt Vick (UTC), 2000  
 26, Julian Rauch (APP), 2007  
 25, Rick McLester (ECU), 1972  
 25, Ray Early (FUR), 2013

## Career

102, Kirk Roach (WCU), 1984-87 (NCAA record)  
 92, Cameron Yaw (SAM), 2009-12  
 84, Andrew Wilcox (Elon), 2005-08  
 83, Craig Jones (VMI), 1976-79  
 82, Dean Biasucci (WCU), 1980-83  
 79, Jay Sutton (APP), 1994-97  
 77, Scott Beckler (FUR), 2004-07  
 74, Bjorn Nittmo (APP), 1985-88  
 74, Tyler Keltner (ETSU), 2019-22  
 69, Adrian Mora (GSU), 2008-11

## MOST CONSECUTIVE FIELD GOALS MADE

### Season

14, JJ Jerman (ETSU), 2018  
 13, Matt Vick (UTC), 2000  
 13, Warren Handrahan (SAM), 2013  
 12, Gary Davis (APP), 1975  
 12, Bjorn Nittmo (APP), 1988  
 12, Danny Marshall (FUR), 2001  
 12, Craig Camay (UTC), 2009  
 12, Adrian Mora (GSU), 2011  
 12, Henrique Ribeiro (UTC), 2014  
 12, Richard McCollum (WCU), 2021

## MOST GAMES WITH A FIELD GOAL

### Season

12, Andrew Wilcox (Elon), 2008  
 12, David Marvin (WOF), 2016  
 12, Tyler Keltner (ETSU), 2021  
 11, Mike Wood (FUR), 1986  
 11, Adrian Mora (GSU), 2010  
 11, Cameron Yaw (SAM), 2011  
 11, Henrique Ribeiro (UTC), 2014  
 11, Jerry Rice (VMI), 2021  
 10, Kirk Roach (WCU), 1986  
 10, Bjorn Nittmo (APP), 1986  
 10, Kirk Roach (WCU), 1987  
 10, Bjorn Nittmo (APP), 1987  
 10, Dewey Klein (MAR), 1988  
 10, Bjorn Nittmo (APP), 1988  
 10, Danny Marshall (FUR), 2003  
 10, Cameron Yaw (SAM), 2010  
 10, Cameron Yaw (SAM), 2012  
 10, Warren Handrahan (SAM), 2013  
 10, JJ Jerman (ETSU), 2017  
 10, JJ Jerman (ETSU), 2018

10, Mitchell Fineran (SAM), 2018  
 10, Tyler Keltner (ETSU), 2019  
 10, Grant Clemmons (VMI), 2019  
 10, Grayson Atkins (FUR), 2019

## HIGHEST FIELD GOAL PERCENTAGE

### Season

#### (minimum 15 attempts)

90.4 (19-21), Adrian Mora (GSU), 2010  
 89.5 (17-19), Jerry Rice (VMI), 2021  
 89.5 (17-19), Richard McCollum (WCU), 2022  
 86.9 (20-23), Anthony Pistelli (SAM), 2015  
 86.7 (13-15), Glen Connally (FUR), 1990  
 86.7 (13-15), Jay Sutton (APP), 1996  
 86.7 (13-15), Grayson Atkins (FUR), 2019  
 86.7 (13-15), Zach Williams (SAM), 2021  
 84.6 (22-26), Matt Vick (UTC), 2000  
 84.2 (16-19), Jim Richter (FUR), 1994  
 84.2 (16-19), Craig Camay (UTC), 2009

#### (minimum 10 attempts)

1,000 (12-12), Richard McCollum (WCU), 2021  
 91.7 (11-12), Ray Early (FUR), 2010  
 91.7 (11-12), Jason Vitaris (APP), 2010  
 91.7 (11-12), Luke Carter (WOF), 2017  
 90.9 (10-11), Dewey Klein (MAR), 1989  
 90.4 (19-21), Adrian Mora (GSU), 2010  
 90.0 (9-10), Rodney Allen (UTC), 1992  
 89.5 (17-19), Jerry Rice (VMI), 2021  
 89.5 (17-19), Richard McCollum (WCU), 2022  
 86.9 (20-23), Anthony Pistelli (SAM), 2015

## MOST FIELD GOALS MADE, 50 YARDS OR MORE

### Season

7, Kirk Roach (WCU), 1987 (NCAA record)

### Career

11, Kirk Roach (WCU), 1984-87 (NCAA record)

## MOST GAMES KICKING TWO OR MORE FIELD GOALS

### Career

25, Kirk Roach (WCU), 1984-87 (NCAA record)

## MOST EXTRA POINTS MADE BY KICKING

### Game

11, Ed Terry (DAV) vs. Furman, Sept. 27, 1969  
 11, Richard McCollum (WCU) vs. Presbyterian, Sept. 17, 2022  
 10, Dewey Klein (MAR) vs. Morehead State, Sept. 14, 1991  
 10, Chris Chambers (GSU) vs. Western Carolina, Oct. 9, 1999  
 10, Mike Adams (CIT) vs. Webber International, Sept. 8, 2007  
 10, Mike Adams (CIT) vs. VMI, Nov. 17, 2007  
 10, Jason Vitaris (APP) vs. Wofford, Oct. 31, 2008  
 9, 23 times  
 LAST: Alex Lepvreau (FUR) vs. Wofford, Nov. 19, 2022

### Season

76, Julian Rauch (APP), 2007  
 70, Chris Chambers (GSU), 1999  
 69, Julian Rauch (APP), 2006  
 64, Jason Vitaris (APP), 2008  
 62, Adrian Mora (GSU), 2011  
 61, Scott Shelton (GSU), 2002  
 60, Henrique Ribeiro (UTC), 2014  
 58, Tim Openlander (MAR), 1996  
 58, Julian Rauch (APP), 2005  
 58, Jason Vitaris (APP), 2009

### Career

247, Julian Rauch (APP), 2004-07  
 179, Jason Vitaris (APP), 2007-10  
 176, Scott Becker (FUR), 2004-07  
 164, Dewey Klein (MAR), 1988-91  
 163, Henrique Ribeiro (UTC), 2013-16  
 159, Tim Openlander (MAR), 1994-96  
 159, Danny Marshall (FUR), 2000-03  
 157, Adrian Mora (GSU), 2008-11  
 143, Jason Wells (FUR), 1996-99  
 141, Christian Reed (WOF), 2009-12  
 141, Adam Shreiner (Elon), 2009-12  
 141, Luke Carter (WOF), 2016-19

## MOST EXTRA POINTS ATTEMPTED BY KICKING

### Game

11, Ed Terry (DAV) vs. Furman, Sept. 27, 1969  
 11, Richard McCollum (WCU) vs. Presbyterian, Sept. 17, 2022  
 10, Dewey Klein (MAR) vs. Morehead State, Sept. 14, 1991  
 10, Chris Chambers (GSU) vs. Western Carolina, Oct. 9, 1999  
 10, Mike Adams (CIT) vs. Webber International, Sept. 8, 2007  
 10, Mike Adams (CIT) vs. VMI, Nov. 17, 2007

10, Jason Vitaris (APP) vs. Wofford, Oct. 31, 2008  
 9, 25 times  
 LAST: Alex Lepvreau (FUR) vs. Wofford, Nov. 19, 2022

## Season

81, Julian Rauch (APP), 2007  
 73, Chris Chambers (GSU), 1999  
 70, Julian Rauch (APP), 2006  
 69, Jason Vitaris (APP), 2008  
 64, Adrian Mora (GSU), 2011  
 62, Scott Shelton (GSU), 2002  
 62, Henrique Ribeiro (UTC), 2014  
 60, Tim Openlander (MAR), 1994  
 60, Jonathan Dudley (GSU), 2003-16  
 59, Julian Rauch (APP), 2005  
 59, Patrick Muga (WOF), 2007  
 59, Jason Vitaris (APP), 2010

## Career

256, Julian Rauch (APP), 2004-07  
 188, Jason Vitaris (APP), 2007-10  
 185, Scott Beckler (FUR), 2004-07  
 168, Danny Marshall (FUR), 2000-03  
 168, Henrique Ribeiro (UTC), 2013-16  
 164, Dewey Klein (MAR), 1988-91  
 162, Tim Openlander (MAR), 1994-96  
 159, Adrian Mora (GSU), 2008-11  
 151, Jason Wells (FUR), 1996-99  
 150, Christian Reed (WOF), 2009-12

## MOST CONSECUTIVE EXTRA POINTS MADE

### Season

61, Julian Rauch (APP), 2006  
 58, Tim Openlander (MAR), 1996  
 58, Jason Vitaris (APP), 2009  
 56, Adrian Mora (GSU), 2011  
 55, Grayson Atkins (FUR), 2017  
 54, Julian Rauch (APP), 2005  
 52, Zach Williams (SAM), 2021  
 51, Luke Carter (WOF), 2019  
 51, Tyler Keltner (ETSU), 2021  
 50, Julian Rauch (APP), 2007  
 50, Andrew Wilcox (Elon), 2007  
 50, Mitchell Fineran (SAM), 2018

### Career

152, Adrian Mora (GSU), 2008-11  
 141, Luke Carter (WOF), 2016-19  
 131, Tyler Keltner (ETSU), 2019-22  
 124, Tim Openlander (MAR), 1994-96  
 104, Jacob Godek (CIT), 2017-19  
 96, Adam Shriner (Elon), 2009-11  
 94, Julian Rauch (APP), 2004-07  
 91, Mitchell Fineran (SAM), 2018-19  
 85, Richard McCollum (WCU), 2021-22  
 80, Andrew Wilcox (Elon), 2006-08

## HIGHEST PERCENTAGE OF EXTRA POINTS MADE

### Season (minimum 40 made)

100.0 (58), Tim Openlander (MAR), 1995  
 100.0 (58), Jason Vitaris (APP), 2009  
 100.0 (56), Mike Adams (CIT), 2007  
 100.0 (55), Grayson Atkins (FUR), 2017  
 100.0 (52), Zach Williams (SAM), 2021  
 100.0 (51), Luke Carter (WOF), 2019  
 100.0 (51), Tyler Keltner (ETSU), 2021  
 100.0 (50), Andrew Wilcox (Elon), 2007  
 100.0 (50), Mitchell Fineran (SAM), 2018  
 100.0 (48), Luke Carter (WOF), 2018  
 100.0 (47), Jesse Hartley (GSU), 2007  
 100.0 (47), Henrique Ribeiro (UTC), 2015  
 100.0 (45), Adrian Mora (GSU), 2010  
 100.0 (43), Alex Hanks (GSU), 2012  
 100.0 (43), Jacob Godek (CIT), 2019  
 100.0 (42), Eric Goins (CIT), 2015  
 100.0 (42), Richard McCollum (WCU), 2021  
 100.0 (41), Anthony Pistelli (SAM), 2015  
 100.0 (41), Luke Carter (WOF), 2017  
 100.0 (41), Jacob Godek (CIT), 2018  
 100.0 (40), Reed Haley (GSU), 1993  
 100.0 (40), Cole Fisher (MER), 2018

## MOST POINTS SCORED BY KICKING

### Game

21, Drew Stewart (APP) vs. Western Carolina, Nov. 12, 2011  
 20, Josh Jones (WCU) vs. Samford, Nov. 5, 1999  
 20, Ray Early (FUR) vs. Western Carolina, Nov. 16, 2013  
 19, Dean Biasucci (WCU) vs. Mars Hill, Sept. 18, 1982  
 19, Anthony Pistelli (SAM) vs. Clark Atlanta, Nov. 7, 2015



18, Andrew Wilcox (Elon) vs. Georgia Southern, Oct. 13, 2007  
 17, Glen Connally (FUR) vs. ETSU, Nov. 10, 1990  
 17, Sean Holland (GSU) vs. Furman, Nov. 8, 2003  
 17, Eric Goins (CIT) vs. VMI, Nov. 7, 2015  
 17, Anthony Pistelli (SAM) at Mercer, Nov. 21, 2015  
 17, Jerry Rice (VMI) vs. Chattanooga, Oct. 9, 2021

**Season**

127, Julian Rauch (APP), 2007  
 115, Jason Vitaris (APP), 2009  
 108, Henrique Ribeiro (UTC), 2014  
 105, Tyler Keltner (ETSU), 2021  
 102, Adrian Mora (GSU), 2010  
 101, Cameron Yaw (SAM), 2011  
 101, Anthony Pistelli (SAM), 2015  
 99, Andrew Wilcox (Elon), 2008  
 99, Julian Rauch (APP), 2006  
 98, Jesse Hartley (GSU), 2007  
 98, Adrian Mora (GSU), 2011  
 98, Henrique Ribeiro (UTC), 2015

**Career**

373, Julian Rauch (APP), 2004-07  
 328, Adrian Mora (GSU), 2008-11  
 314, Scott Beckler (FUR), 2004-07  
 312, Danny Marshall (FUR), 2000-03  
 307, Andrew Wilcox (Elon), 2005-08  
 307, Henrique Ribeiro (UTC), 2013-18  
 302, Kirk Roach (WCU), 1984-87  
 302, Cameron Yaw (SAM), 2009-12  
 300, Dewey Klein (MAR), 1988-91  
 299, Tyler Keltner (ETSU), 2019-22

## ~~~ SCORING ~~~

**MOST POINTS SCORED****Game**

36, Cos DeMatteo (UTC) vs. Miss. Valley State, Sept. 16, 2000  
 36, Jerome Felton (FUR) vs. Western Carolina, Sept. 23, 2006  
 36, Jayson Foster (GSU) vs. Coastal Carolina, Sept. 15, 2007  
 36, Alex Ramsey (VMI) vs. Samford (OT), Oct. 12, 2019  
 30, Robert Surratt (MAR) vs. Appalachian State, Oct. 13, 1984  
 30, John Settle (APP) vs. Davidson, Oct. 4, 1986  
 30, Brad Hoover (WCU) vs. VMI, Oct. 31, 1998  
 30, Adrian Peterson (GSU) vs. The Citadel, Oct. 24, 1998  
 30, Adrian Peterson (GSU) vs. Youngstown State, Dec. 20, 1999\*  
 30, Adrian Peterson (GSU) vs. VMI, Sept. 30, 2000  
 30, J.R. McNair (WOF) vs. Chattanooga, Oct. 4, 2003  
 30, Ben Dupree (CIT) at Old Dominion, Sept. 21, 2013  
 30, Devin Wynn (FUR) vs. VMI, Nov. 9, 2019  
 30, Fred Davis (MER) vs. Samford, Oct. 2, 2021

\* indicates NCAA playoff game

**Season**

186, Kevin Richardson (APP), 2006  
 174, Adrian Peterson (GSU), 1999  
 162, Chaz Williams (GSU), 2002  
 156, Adrian Peterson (GSU), 1998  
 152, Chaz Williams (GSU), 2004  
 144, Jayson Foster (GSU), 2007  
 140, Jerome Felton (FUR), 2006  
 138, Dane Romero (WOF), 2008  
 134, Alex Ramsey (VMI), 2019  
 132, Eric Breitenstein (WOF), 2010

**Career**

524, Adrian Peterson (GSU), 1998-01  
 444, Kevin Richardson (APP), 2004-07  
 414, Jerome Felton (FUR), 2004-07  
 392, Armanti Edwards (APP), 2006-09  
 390, Eric Breitenstein (WOF), 2009-12  
 374, Chaz Williams (GSU), 2001-04  
 373, Julian Rauch (APP), 2004-07  
 372, Jayson Foster (GSU), 2004-07  
 334, Thomas Haskins (VMI), 1993-96  
 318, Louis Ivory (FUR), 1998-01

**MOST TOUCHDOWNS SCORED****Game**

6, Adrian Peterson (GSU) vs. Youngstown State, Dec. 20, 1999\*  
 6, Cos DeMatteo (UTC) vs. Miss. Valley State, Sept. 16, 2000  
 6, Jerome Felton (FUR) vs. Western Carolina, Sept. 23, 2006  
 6, Jayson Foster (GSU) vs. Coastal Carolina, Sept. 15, 2007  
 6, Alex Ramsey (VMI) vs. Samford (OT), Oct. 12, 2019  
 5, Robert Surratt (MAR) vs. Appalachian State, Oct. 13, 1984  
 5, John Settle (APP) vs. Davidson, Oct. 4, 1986  
 5, Adrian Peterson (GSU) vs. The Citadel, Oct. 24, 1998

5, Brad Hoover (WCU) vs. VMI, Oct. 31, 1998  
 5, Adrian Peterson (GSU) vs. VMI, Sept. 30, 2000  
 5, J.R. McNair (WOF) vs. Chattanooga, Oct. 4, 2003  
 5, Ben Dupree (CIT) at Old Dominion, Sept. 21, 2013  
 5, Devin Wynn (FUR) vs. VMI, Nov. 9, 2019  
 5, Fred Davis (MER) vs. Samford, Oct. 2, 2021

\* indicates NCAA playoff game

**Season**

31, Kevin Richardson (APP), 2006  
 29, Adrian Peterson (GSU), 1998  
 27, Chaz Williams (GSU), 2002  
 26, Adrian Peterson (GSU), 1999  
 25, Chaz Williams (GSU), 2004  
 24, Jayson Foster (GSU), 2007  
 23, Jerome Felton (FUR), 2006  
 23, Dane Romero (WOF), 2008  
 22, Eric Breitenstein (WOF), 2010  
 22, Alex Ramsey (VMI), 2019

**Career**

87, Adrian Peterson (GSU), 1998-01  
 74, Kevin Richardson (APP), 2004-07  
 65, Armanti Edwards (APP), 2006-09  
 65, Eric Breitenstein (WOF), 2009-12  
 62, Chaz Williams (GSU), 2001-04  
 62, Jayson Foster (GSU), 2004-07  
 53, Louis Ivory (FUR), 1998-2001  
 52, Terrell Hudgins (Elon), 2006-09  
 51, Chris Parker (MAR), 1992-95  
 51, Quay Holmes (ETSU), 2018-21

**MOST TOUCHDOWNS SCORED BY A FRESHMAN****Season**

29, Adrian Peterson (GSU), 1998 (NCAA record)

**MOST 2-POINT ATTEMPTS****Game**

3, John Deleo (FUR) vs. Guilford, Nov. 7, 1970  
 2, Dick Longfellow (WVU) vs. Pittsburgh, Oct. 18, 1958  
 2, Don Kern (VMI) vs. The Citadel, Nov. 14, 1959  
 2, John Hince (VMI) vs. Davidson, Sept. 16, 1967  
 2, Tony Scales (VMI) vs. William & Mary, Oct. 13, 1990  
 2, Thomas Haskins (VMI) vs. Liberty, Sept. 9, 1995  
 2, Austin Herink (ETSU) vs. Western Carolina, Oct. 27, 2018  
 2, Liam Welch (SAM) vs. ETSU, Sept. 25, 2021

**MOST 2-POINT PASSES****Game**

3, Dick Longfellow (WVU) vs. Boston Univ., Oct. 11, 1958  
 3, Howard Dyer (VMI) vs. Virginia, Oct. 15, 1960

**MOST DEFENSIVE 2-POINT CONVERSIONS****Game**

2, VMI vs. Davidson, Sept. 7, 2002

## ~~~ PUNTING ~~~

**MOST PUNTS****Game**

13, Jim Bailey (VMI) vs. West Virginia, Oct. 4, 1969  
 13, Mike Bartik (FUR) vs. East Carolina, Oct. 28, 1972  
 13, Mark Royals (APP) vs. The Citadel, Sept. 21, 1985  
 13, Jeff Lloyd (UTC) vs. Oklahoma, Aug. 30, 2008  
 13, Blake Cain (WCU) vs. Appalachian State, Nov. 22, 2008  
 12, Jim Jordan (FUR) vs. The Citadel, Nov. 19, 1966  
 12, Greg Davis (CIT) vs. Clemson, Oct. 4, 1986  
 12, Nate McKinney (APP) vs. Hawaii, Aug. 30, 2003

**Season**

101, Jim Bailey (VMI), 1969  
 93, Jim Bailey (VMI), 1970  
 86, Chuck Marks (VMI), 1968  
 86, Anthony Turowski (Elon), 2003  
 86, Mike Bartik (FUR), 1972  
 85, Mark Royals (APP), 1984  
 84, Jimmy Jordan (FUR), 1968  
 84, Billy Wightman (ECU), 1968  
 82, Jim Bailey (VMI), 1971  
 82, Kenny Pauley (WCU), 1990

**Career**

297, Billy Smith (UTC), 1985-88  
 276, Jim Bailey (VMI), 1969-71  
 272, Brent Barth (VMI), 1999-02  
 265, Aaron Bass (ETSU), 2000-03  
 263, Greg Davis (CIT), 1983-86

262, Blake Cain (WCU), 2008-11  
 258, Harold Alexander (APP), 1989-92  
 237, Nate McKinney (APP), 2000-03  
 235, Ken Caldwell (CIT), 1975-78  
 234, Greg Peranich (SAM), 2010-14

**MOST PUNTING YARDS****Game**

616, Greg Davis (CIT) vs. Clemson, Oct. 4, 1986  
 528, Nate McKinney (APP) vs. Hawaii, Aug. 30, 2003  
 512, Mark Royals (APP) vs. The Citadel, Sept. 21, 1985  
 502, Jeff Lloyd (UTC) vs. Oklahoma, Aug. 30, 2008  
 497, Blake Cain (WCU) vs. Appalachian State, Nov. 22, 2008  
 494, Bentlee Critcher (APP) vs. Samford, Oct. 12, 2013  
 492, Billy Smith (UTC) vs. ETSU, Sept. 21, 1985  
 489, Eric Smith (GSU) vs. Miami (Fla.), Sept. 3, 1994  
 488, Billy Smith (UTC) vs. Marshall, Oct. 22, 1988  
 480, Billy Smith (UTC) vs. Georgia Tech, Sept. 10, 1988

**Season**

3,529, Mark Royals (APP), 1984  
 3,504, Jim Bailey (VMI), 1969  
 3,441, Jim Bailey (VMI), 1970  
 3,368, Jimmy Jordan (FUR), 1968  
 3,306, Aaron Bass (ETSU), 2002  
 3,297, Nate McKinney (APP), 2003  
 3,287, Anthony Turowski (Elon), 2003  
 3,273, Billy Smith (UTC), 1988  
 3,264, Billy Smith (UTC), 1985  
 3,250, Chuck Marks (VMI), 1968

**Career**

11,906, Billy Smith (UTC), 1985-88  
 11,438, Brent Barth (VMI), 1999-02  
 11,055, Harold Alexander (APP), 1989-92  
 11,076, Greg Davis (CIT), 1983-86  
 11,002, Aaron Bass (ETSU), 2000-03  
 10,145, Blake Cain (WCU), 2008-11  
 10,143, Jim Bailey (VMI), 1969-71  
 9,896, Nate McKinney (APP), 2000-03  
 9,871, Aaron Bass (ETSU), 1999-02  
 9,737, Greg Peranich (SAM), 2010-14

**HIGHEST PUNTING AVERAGE****Game (minimum 5 punts)**

55.7 (6-334), Harold Alexander (APP) vs. The Citadel, Oct. 3, 1992 (NCAA record)  
 55.5 (8-444), Harold Alexander (APP) vs. Marshall, Aug. 31, 1991  
 54.9 (9-494), Bentlee Critcher (APP) vs. Samford, Oct. 12, 2013  
 54.6 (5-273), Nathan McKinney (APP) vs. Furman, Oct. 12, 2002  
 54.3 (8-434), Pumpu Tudors (UTC) vs. Appalachian State, Sept. 20, 1980  
 54.2 (5-271), Bob Hooper (SAM) vs. Chattanooga, Oct. 10, 2009  
 53.0 (6-318), Bobby Goodwin (ETSU) vs. Eastern Kentucky, Sept. 3, 1983  
 53.0 (5-265), Nick Pollard (UTC) vs. Wofford, Nov. 8, 2014  
 52.6 (5-263), Austin Barnard (SAM) at VMI, Oct. 7, 2017  
 51.8 (5-259), John Howell (UTC) vs. Vanderbilt, Nov. 20, 1982  
 51.8 (5-259), Matt Campbell (CIT) vs. Samford, March 27, 2021

**Season (minimum 30 punts)**

47.4, Brent Barth (VMI), 1999-02  
 46.7, Harold Alexander (APP), 1991  
 46.2, David Marvin (WOF), 2016  
 45.9, Sam Martin (APP), 2012  
 45.9, Bentlee Critcher (APP), 2013  
 45.8, Chris Hanson (MAR), 1996  
 45.5, Pumpu Tudors (MAR), 1991  
 45.2, Austin Barnard (SAM), 2017  
 44.9, Ian Berryman (WCU), 2016  
 44.6, Pat Velarde (MAR), 1983  
 44.6, Greg Davis (CIT), 1986  
 44.6, Pumpu Tudors (UTC), 1990  
 44.6, Nate McKinney (APP), 2003

**Career (minimum 100 punts)**

44.4, Pumpu Tudors (UTC), 1989-91  
 43.8, Ian Berryman (WCU), 2015-18  
 43.5, Matt Campbell (CIT), 2018-21  
 43.4, Joe Parker (APP), 1973-76  
 43.4, Pat Velarde (MAR), 1982-83  
 43.2, Austin Barnard (SAM), 2014-17  
 43.0, Harold Alexander (APP), 1989-92  
 43.0, Ray Early (FUR), 2010-13  
 42.8, Ken Hinsley (WCU), 1995-98  
**42.6, Jack Culbreath (VMI), 2022-pr.**

## MOST PUNTS OVER 50 YARDS

**Game**  
7, Harold Alexander (APP) vs. Marshall, Aug. 31, 1991

## MOST PUNTS INSIDE OPPONENT'S 20

**Game**  
8, Harold Alexander (APP) vs. Wake Forest, Sept. 9, 1989

## ~~~ PUNT RETURNS ~~~

### MOST PUNT RETURNS

**Game**  
10, Tim Dameron (ECU) vs. Furman, Oct. 28, 1972  
9, Devon Ford (APP) vs. Davidson, Sept. 21, 1974  
9, Gary Parris (UTC) vs. Middle Tenn. State, Oct. 20, 1979  
9, Ricardo Clark (MAR) vs. Chattanooga, Oct. 22, 1988  
9, Dexter Dawson (GSU) vs. VMI, Oct. 23, 1993  
8, Ed Mioduszewski (W&M) vs. North Carolina, Oct. 28, 1950  
8, Jeff Isaac (CIT) vs. Furman, Nov. 19, 1966  
8, Jeff Dean (WCU) vs. Marshall, Sept. 15, 1979  
8, Keyandre Fenn (ETSU) vs. VMI, Sept. 16, 2000  
8, Teray Frost (VMI) vs. Charleston Southern, Oct. 21, 2000  
8, Jermaine Anderson (CIT) vs. VMI, Nov. 10, 2001  
8, Andre Roberts (CIT) vs. Chas. Southern, Sept. 1, 2007

### Season

44, Ant Williams (GSU), 2002  
41, Ricardo Clark (MAR), 1990  
40, Chas Fox (FUR), 1983  
36, Devin Ford (APP), 1974  
36, DaVon Fowlkes (APP), 2002  
35, Jerry Haynes (UR), 1970  
35, David McCrary (UTC), 1983  
34, Dexter Jackson (APP), 2007  
33, Tim Martin (MAR), 1995  
33, Lamont Williams (WOF), 1997  
33, Anthony Stringfield (ETSU), 1997  
33, Ken Byrd (APP), 1997  
33, DaVon Fowlkes (APP), 2001

### Career

118, David McCrary (UTC), 1982-85  
118, Ant Williams (GSU), 1999-02  
116, DaVon Fowlkes (APP), 2001-04  
115, Tim Martin (MAR), 1993-96  
107, Chas Fox (FUR), 1982-85  
105, Devon Ford (APP), 1973-76  
105, Ricardo Clark (MAR), 1988-91  
93, Zach Smerdzinski (FUR), 1997-00  
93, Dexter Jackson (APP), 2004-07  
91, Anthony Stringfield (ETSU), 1994-97

### MOST PUNT RETURNS YARDS

**Game**  
177, Carlos Frank (CIT) vs. Newberry, Sept. 6, 1997  
172, Devon Ford (APP) vs. East Carolina, Oct. 19, 1974  
169, Ronnie Moore (VMI) vs. Davidson, Sept. 28, 1974  
156, Jeff Varnadoe, (CIT) vs. Bucknell, Sept. 18, 1971  
155, Teray Frost (VMI) vs. Chas. Southern, Oct. 21, 2000  
154, Dexter Jackson (APP) vs. Gardner-Webb, Sept. 23, 2006  
143, Ant Williams (GSU) vs. Chattanooga, Sept. 22, 2001  
142, David McCrary (UTC) vs. Marshall, Oct. 22, 1983  
133, Ed Elliott (UR) vs. Randolph-Macon, Sept. 18, 1953  
131, Jermaine Anderson (CIT) vs. VMI, Nov. 10, 2001

### Season

570, Devon Ford (APP), 1974  
478, DaVon Fowlkes (APP), 2002  
474, Ant Williams (GSU), 2002  
461, Andre Roberts (CIT), 2008  
393, Tim Martin (MAR), 1995  
385, David McCrary (UTC), 1983  
369, Dexter Jackson (APP), 2006  
366, Ricardo Clark (MAR), 1990  
366, Dexter Dawson (GSU), 1993  
354, Troy Brown (MAR), 1991

### Career

1,276, DaVon Fowlkes (APP), 2001-04  
1,253, David McCrary (UTC), 1982-85  
1,199, Devon Ford (APP), 1973-76  
1,160, Andre Roberts (CIT), 2006-09  
1,126, Ant Williams (GSU), 1999-02  
1,066, Tim Martin (MAR), 1993-96  
1,034, Zach Smerdzinski (FUR), 1997-00  
975, Kerry Hayes (WCU), 1991-94  
864, Dexter Dawson (GSU), 1992-95  
848, Stefpon Hawkins (UTC), 1996-99

## HIGHEST PUNT RETURN AVERAGE

**Game (minimum 3 returns)**  
43.0 (4-172), Devon Ford (APP) vs. East Carolina, Oct. 19, 1974  
36.3 (3-109), Kerry Hayes (WCU) vs. ETSU, Nov. 14, 1992  
31.5 (4-126), Devron Harper (MER) at VMI, Oct. 29, 2022  
30.7 (3-92), Adam Mims (FUR) vs. Colgate, Sept. 13, 2008  
29.7 (3-89), Jimmy Watkins (APP) vs. Liberty, Sept. 1, 2001  
29.0 (4-116), Karlos Sullivan (Elon) vs. W.Va. Wesleyan, Sept. 8, 2007  
29.0 (4-116), Andre Roberts (CIT) vs. Webber Int'l., Aug. 30, 2008  
28.3 (3-85), Andre Roberts (CIT) vs. Webber Int'l., Sept. 8, 2007  
27.3 (3-82), Joel Bradford (UTC) vs. The Citadel, Nov. 14, 2009  
27.0 (4-108), Ant Williams (GSU) vs. VMI, Oct. 5, 2002  
27.0 (3-81), Lewis Barr (GSU) vs. Chattanooga, Sept. 27, 2003  
27.0 (4-108), DeAndre Schoultz (CIT) vs. ETSU, Oct. 29, 2016

### Season

24.9, Kerry Hayes (WCU), 1994  
21.9, Montrell Washington (SAM), 2019  
19.2, Andre Roberts (CIT), 2008  
19.1, Stefpon Hawkins (UTC), 1996  
17.4, Montrell Washington (SAM), 2021  
15.9, Dexter Dawson (GSU), 1995  
15.8, Jimmy Jordan (FUR), 1968  
15.8, Devon Ford (APP), 1974  
15.5, Andre Roberts (CIT), 2009  
14.9, Corey Joyner (GSU), 1998  
14.9, Bear Rinehart (FUR), 2002

### Career (minimum 25 returns)

18.9, George Hannen (DAV), 1967-69  
18.2, Chandler Curtis (MER), 2014-17  
16.9, David Ames (UR), 1955-57, 1959  
16.4, Montrell Washington (SAM), 2017-21  
16.0, Raja Andrews (GSU), 2005-08  
14.0, Andre Roberts (CIT), 2006-09  
13.9, Kerry Hayes (WCU), 1991-94  
13.5, Stefpon Hawkins (UTC), 1996-99  
12.8, Bear Rinehart (FUR), 1999-02  
12.0, Alijah Huzzie (ETSU), 2019-22

### MOST PUNT RETURNS FOR TOUCHDOWN

**Game**  
2, Carlos Frank (CIT) vs. Newberry, Sept. 6, 1997  
2, Dexter Jackson (APP) vs. Gardner-Webb, Sept. 23, 2006

### Season

3, Carlos Frank (CIT), 1997  
3, Andre Roberts (CIT), 2008  
3, Chandler Curtis (MER), 2014  
2, Andre Worrell (FUR), 1992  
2, Dexter Jackson (APP), 2006  
2, Tommy Hudson (UTC), 2014  
2, Dante Smith (CIT), 2018  
2, Montrell Washington (SAM), 2021

### Career

4, Tim Martin (MAR), 1993-96  
4, Carlos Frank (CIT), 1996-99  
4, Montrell Washington (SAM), 2017-21  
3, Andre Roberts (CIT), 2006-09  
3, A.J. Harris (Elon), 2008-11  
3, Chandler Curtis (MER), 2014-17  
2, David McCrary (UTC), 1982-85  
2, Ricardo Clark (MAR), 1988-91  
2, Anthony Smith (APP), 1989-92  
2, Andre Worrell (FUR), 1991-93  
2, Kerry Hayes (WCU), 1991-94  
2, Ant Williams (GSU), 1999-02  
2, Dexter Jackson (APP), 2004-07  
2, Karlos Sullivan (Elon), 2006-09  
2, Tommy Hudson (UTC), 2010-14  
2, Dante Smith (CIT), 2018-19

## ~~~ KICKOFF RETURNS ~~~

### MOST KICKOFF RETURNS

**Game**  
11, Mike Rucker (WOF), vs. Appalachian State, Oct. 31, 2008  
10, Mason Dermott (VMI) vs. Chattanooga, Sept. 23, 2017  
9, Mike Malone (WCU) vs. Appalachian State, Nov. 10, 2007  
9, R.J. Webb (FUR) vs. Auburn, Nov. 7, 2009  
8, Rusty Scales (ECU) vs. Bowling Green, Sept. 25, 1971  
8, Scott Dykes (ETSU) vs. Marshall, Nov. 23, 1991  
8, Tobe Taylor (UTC) vs. Marshall, Oct. 1, 1994  
8, Carlos Frank (CIT) vs. Miami (Fla.), Sept. 7, 1996  
8, Carlos Frank (CIT) vs. Vanderbilt, Oct. 9, 1999  
8, Lance Camp (Elon) vs. Wofford, Oct. 25, 2008

8, Asheton Jordan (CIT) vs. Florida, Nov. 22, 2008  
8, Nate Harris (WCU) at Wofford, Oct. 16, 2010  
8, Brian Sutherland (UTC) at Auburn, Nov. 6, 2010  
8, Brian Sutherland (UTC) at Wofford, Nov. 20, 2010  
8, George Richardson (WCU) at Georgia Tech, Sept. 1, 2011  
8, Kevin Hardy (CIT) vs. Appalachian State, Oct. 15, 2011

### Season

58, Mike Malone (WCU), 2007  
48, Otis Washington (WCU), 1988  
47, Mason Dermott (VMI), 2017  
46, Michael Gilmore (UTC), 2004  
45, Brian Sutherland (UTC), 2010  
44, Laron Scott (UTC), 2010  
43, CoCo Hilliary (APP), 2007  
42, Mike Rucker (WOF), 2008  
42, Mason Dermott (VMI), 2016  
41, Jawan Clark (WCU), 2000

### Career

120, Mike Rucker (WOF), 2007-10  
108, Carlos Frank (CIT), 1996-99  
105, Mason Dermott (VMI), 2015-18  
97, CoCo Hilliary (APP), 2007-10  
95, Detrez Newsome (WCU), 2014-17  
89, Dale Middleton (ETSU), 1986-89  
89, Brian Bratton (FUR), 2001-04  
88, Korey Bridy (VMI), 2018-22  
85, Devon Ford (APP), 1973-76  
85, Fabian Truss (SAM), 2010-13

### MOST KICKOFF RETURNS YARDS

**Game**  
240, Detrez Newsome (WCU) at S. Carolina, Nov. 19, 2016  
229, Mike Malone (WCU) vs. Furman, Nov. 17, 2007  
225, Michael Mayers (Elon) vs. Appalachian St., Sept. 29, 2007  
222, Kerry Hayes (WCU) vs. VMI, Oct. 10, 1992  
213, Calvin Jones (WCU) vs. ETSU, Nov. 13, 2021  
212, Michael Gilmore (UTC) vs. Appalachian State, Oct. 30, 2004  
212, Mike Rucker (WOF) vs. Appalachian State, Oct. 31, 2008  
207, Titus Green (VMI) vs. Furman, Sept. 22, 2001  
200, Asheton Jordan (CIT) vs. Florida, Nov. 22, 2008  
198, Otis Washington (WCU) vs. Marshall, Nov. 12, 1988

### Season

1,383, Mike Malone (WCU), 2007  
1,161, Laron Scott (GSU), 2010  
1,113, Otis Washington (WCU), 1988  
1,040, Laron Scott (GSU), 2011  
1,037, George Richardson (WCU), 2011  
1,030, CoCo Hilliary (APP), 2007  
1,009, Michael Gilmore (UTC), 2004  
975, Mason Dermott (VMI), 2016  
970, Detrez Newsome (WCU), 2016  
931, Mike Rucker (WOF), 2008

### Career

2,725, Mike Rucker (WOF), 2007-10  
2,535, Carlos Frank (CIT), 1996-99  
2,493, Fabian Truss (SAM), 2010-13  
2,301, CoCo Hilliary (APP), 2007-11  
2,279, Detrez Newsome (WCU), 2014-17  
2,257, Laron Scott (GSU), 2008-11  
2,218, Mason Dermott (VMI), 2015-18  
2,058, Kerry Hayes (WCU), 1991-94  
2,053, Brian Bratton (FUR), 2001-04  
1,880, Korey Bridy (VMI), 2018-22

### HIGHEST KICKOFF RETURN AVERAGE

**Game (minimum 4 returns)**  
56.2 (4-225), Michael Mayers (Elon) vs. Appalachian State, Sept. 29, 2007  
55.5 (4-222), Kerry Hayes (WCU) vs. VMI, Oct. 10, 1992  
45.8 (4-183), George Richardson (WCU) vs. Furman, Oct. 1, 2011  
42.6 (5-213), Calvin Jones (WCU) vs. ETSU, Nov. 13, 2021  
40.8 (4-163), Wayne Anderson Jr. (FUR) vs. Western Carolina, Oct. 15, 2022  
40.2 (4-161), Korey Bridy (VMI) vs. Western Carolina, Nov. 2, 2019  
39.2 (4-157), Jacob Saylor (ETSU) at Samford, Sept. 25, 2021  
38.5 (4-154), Kyle Parsons (WOF) vs. Mercer, Oct. 1, 2022  
37.8 (4-151), Samir Baker (GSU) vs. Elon, Sept. 20, 2008  
37.6 (5-188), Mike Rucker (WOF) vs. Chas. So., Sept. 6, 2008

### Season (minimum 1.0 per game)

39.0, Troy Brown (MAR), 1991  
37.7, Tony Ball (UTC), 1977



37.2, Brian Bratton (FUR), 2001  
 36.8, Des Kitchings (FUR), 1999  
 36.5, Kerry Hayes (WCU), 1993  
 35.9, Jerodis Williams (FUR), 2012  
 34.6, Randy Moss (MAR), 1996  
 33.1, Richard Holland (VMI), 2000  
 32.1, Josh Cole (FUR), 1995  
 31.1, Calvin Jones (WCU), 2021

**Career (minimum 25 returns)**

29.7, Troy Brown (MAR), 1991-92  
 29.3, Des Kitchings (FUR), 1996-99  
 29.3, Fabian Truss (SAM), 2010-13  
 28.3, Calvin Jones (WCU), 2021  
 28.2, Kerry Hayes (WCU), 1991-94  
 27.9, Laron Scott (GSU), 2009-11  
 27.8, Jonathan Parker (UTC), 1984-88  
 27.3, Richard Holland (VMI), 1997-00  
 27.3, George Richardson (WCU), 2010-11  
 26.9, Josh Cole (FUR), 1993-96

**MOST KICKOFF RETURNS FOR TOUCHDOWNS  
 Game**

2, Kerry Hayes (WCU) vs. VMI, Oct. 10, 1992

**Season**

3, Troy Brown (MAR), 1991  
 3, Kerry Hayes (WCU), 1993  
 3, Des Kitchings (FUR), 1999  
 3, Brian Bratton (FUR), 2001  
 2, Ronnie Horton (ETSU), 1980  
 2, Albert Burt (ETSU), 1988  
 2, Jerry Ellison (UTC), 1992  
 2, Kerry Hayes (WCU), 1992  
 2, Jimmy Watkins (APP), 2000  
 2, Laron Scott (GSU), 2011  
 2, Jerodis Williams (FUR), 2012

**Career**

5, Kerry Hayes (WCU), 1991-94 (NCAA record)  
 4, Des Kitchings (FUR), 1996-99  
 4, Fabian Truss (SAM), 2010-13  
 3, Jerry Ellison (UTC), 1991-93  
 3, Troy Brown (MAR), 1991-92  
 3, Brian Bratton (FUR), 2001-04  
 2, Albert Burt (ETSU), 1988-90  
 2, Jimmy Watkins (APP), 2000-01  
 2, Mike Rucker (WOF), 2007-10  
 2, Laron Scott (GSU), 2008-11  
 2, Jerodis Williams (FUR), 2009-12  
 2, Chandler Curtiss (MER), 2014-17  
 2, Detrez Newsome (WCU), 2014-17  
 2, Deondre Johnson (MER), 2018-21

~~~ ALL-PURPOSE ~~~

**MOST PLAYS**

**Game**

54, Ron Darby (MAR) vs. Western Carolina, Nov. 12, 1988 (NCAA record)  
 46, John Settle (APP) vs. Marshall, Nov. 8, 1986

**Season**

373, John Settle (APP), 1986  
 356, Brad Hoover (WCU), 1998  
 340, Carlester Crumpler (ECU), 1972  
 319, Damon Scott (APP), 1996  
 317, John Settle (APP), 1986  
 317, Thomas Haskins (VMI), 1996  
 316, Alex Ramsey (VMI), 2019  
 313, George Searcy (ETSU), 1989  
 309, Floyd Allen (VMI), 1979  
 301, Tory Cooper (CIT), 2007

**Career**

1,026, John Settle (APP), 1983-86  
 1,016, Adrian Peterson (GSU), 1998-01  
 1,013, Thomas Haskins (VMI), 1993-96  
 958, John Settle (APP), 1983-86  
 944, Quay Holmes (ETSU), 2018-21  
 913, Floyd Allen (VMI), 1978-81  
 857, Louis Ivory (FUR), 1998-01  
 834, Ron Darby (MAR), 1986-89  
 825, Chris Parker (MAR), 1991-95  
 824, Detrez Newsome (WCU), 2014-17

**MOST YARDS GAINED**

**Game**

387, Michael Mayers (Elon) vs. Appalachian State, Sept. 29, 2007  
 370, Jerodis Williams (FUR) vs. W. Carolina, Sept. 29, 2012  
 369, Jacob Saylor (ETSU) at Wofford, Oct. 29, 2022  
 365, Detrez Newsome (WCU) at S. Carolina, Nov. 19, 2016  
 364, Ty James (MER) at Samford, Nov. 19, 2022  
 343, DaVon Fowlkes (APP) vs. Northwestern State, Sept. 25, 2004  
 347, Detrez Newsome (WCU) vs. UTC, Oct. 28, 2016  
 342, DaVon Fowlkes (APP) vs. Elon, Nov. 6, 2004  
 337, Jacob Saylor (ETSU) at Western Carolina, Nov. 13, 2021  
 336, Tory Cooper (CIT) vs. Furman, Oct. 13, 2007

**Season**

2,343, Detrez Newsome (WCU), 2016  
 2,313, DaVon Fowlkes (APP), 2004  
 2,205, Fabian Truss (SAM), 2013  
 2,143, Mike Malone (WCU), 2007  
 2,134, Thomas Haskins (VMI), 1995  
 2,102, John Settle (APP), 1986  
 2,093, Louis Ivory (FUR), 2000  
 2,092, Thomas Haskins (VMI), 1996  
 2,086, Otis Washington (WCU), 1988  
 2,080, Jayson Foster (GSU), 2007

**Career**

7,355, Thomas Haskins (VMI), 1993-96  
 6,969, Detrez Newsome (WCU), 2014-17  
 6,784, Adrian Peterson (GSU), 1998-01  
 6,640, Fabian Truss (SAM), 2010-13  
 6,363, Quay Holmes (ETSU), 2018-21  
 6,058, Jacob Saylor (ETSU), 2018-22  
 5,843, Eric Breitenstein (WOF), 2009-12  
 5,716, Kerry Hayes (WCU), 1991-94  
 5,565, John Settle (APP), 1983-86  
 5,497, Chris Parker (MAR), 1991-95

**HIGHEST AVERAGE GAIN PER PLAY**

**Game (minimum 5 plays)**

47.5 (6-285), Kerry Hayes (WCU) vs. ETSU, Nov. 14, 1992  
 44.2 (5-221), David Durden (MER) at WCU, Aug. 31, 2019  
 38.6 (5-193), Shaun Fogle (WOF) vs. ETSU, Nov. 4, 2000  
 31.6 (5-158), Ty King (SAM) vs. VMI, March 20, 2021  
 30.3 (6-182), Darius Harvey (SAM) vs. West Alabama, Sept. 7, 2017  
 28.1 (8-225), Logan McCarter (FUR) vs. ETSU, Sept. 30, 2017  
 28.4 (7-199), Montrell Washington (SAM) vs. Youngstown State, Aug. 24, 2019  
 27.7 (6-166), Corey Bridy (VMI) vs. WCU, Nov. 2, 2019  
 26.3 (8-210), D'mauriae VanCleave (WOF) vs. WCU, Oct. 19, 2019  
 26.0 (14-364), Ty James (MER) at Samford (2OT), Nov. 19, 2022

**Season (minimum 100 plays)**

19.7, Otis Washington (WCU), 1988 (NCAA record)  
 16.3 (120-1,959), Michael Mayers (Elon), 2007  
 15.5 (125-1,938), Montrell Washington (SAM), 2021  
 15.2 (152-2,313), DaVon Fowlkes (APP), 2004  
 14.3 (131-1,878) Devron Harper (MER), 2022  
 14.0, Mark Stock (VMI), 1988  
 13.3 (114-1,631), Richmond Flowers (UTC), 2000  
 13.1 (125-1,641), Kelvin McKnight (SAM), 2018  
 12.9 (209-1,405), Michael Mayers (Elon), 2006  
 12.6 (100-1257), Kelvin McKnight (SAM), 2017

**Career (minimum 150 plays)**

17.2 (205-3,526), Chandler Curtis (MER), 2014-17  
**15.1 (182-2,750), Devron Harper (MER), 2021-pr.**  
 14.9 (225-3,350), Thomas Gordon (FUR), 2016-19  
 14.8 (153-2,259), Bryce Nunnally (UTC), 2017-21  
 14.1 (154-2,166), Ryan Miller (FUR), 2018-22  
 14.0 (335-4,697), Michael Mayers (Elon), 2004-07  
 13.4 (188-2,528), Terrell Hudgins (Elon), 2006-09  
 13.4 (375-5,017), DaVon Fowlkes (APP), 2001-04

**MOST YARDS PER GAME**

**Season**

213.0, Detrez Newsome (WCU), 2016  
 210.3, DaVon Fowlkes (APP), 2004  
 194.8, Mike Malone (WCU), 2007  
 194.0, Thomas Haskins (VMI), 1995  
 190.3, Louis Ivory (FUR), 2000  
 190.2, Thomas Haskins (VMI), 1996  
 189.6, Otis Washington (WCU), 1988  
 189.1, Jayson Foster (GSU), 2007  
 183.8, Fabian Truss (SAM), 2013

182.8, Mark Stock (VMI), 1988

**Career**

167.2, Thomas Haskins (VMI), 1993-96  
 162.1, Detrez Newsome (WCU), 2014-17  
 161.5, Adrian Peterson (GSU), 1998-01  
 158.1, Fabian Truss (SAM), 2010-13  
 148.3, Troy Brown (MAR), 1991-92  
 148.0, Quay Holmes (ETSU), 2018-21  
 147.1, Stump Mitchell (CIT), 1977-80  
 139.4, Kerry Hayes (WCU), 1991-94  
 137.3, Josh Cole (FUR), 1993-96  
 132.8, Kenny Strayhorn (WCU), 1973-74

~~~ DEFENSE ~~~

**MOST TOTAL TACKLES**

**Game**

30, Everrett Spellman (WCU) vs. Appalachian State, Nov. 21, 1987  
 30, Josh Cain (UTC) vs. The Citadel, Nov. 3, 2001  
 28, Milan Sterling (FUR) vs. Wofford, Sept. 18, 1993  
 27, Dino Hackett (APP) vs. ETSU, Nov. 23, 1985  
 26, Roger Johnson (MAR) vs. The Citadel, Nov. 9, 1991  
 26, Lester Smith (CIT) vs. Army, Oct. 12, 1991  
 25, Julius Thomas (APP) vs. Lenoir-Rhyne, Oct. 6, 1973  
 25, Chad Nkang (Elon) vs. Chattanooga, Oct. 15, 2005  
 25, Corey Weaver (Elon) vs. Appalachian State, Sept. 30, 2006  
 24, Dino Hackett (APP) vs. Furman, Oct. 26, 1985  
 24, Junior Jackson (UTC) vs. The Citadel, Oct. 21, 1989  
 24, Dexter Coakley (APP) vs. VMI, Nov. 20, 1993

**Season**

224, Brian Ruff (CIT), 1974  
 213, Brian Ruff (CIT), 1976  
 200, Dino Hackett (APP) 1985  
 195, Milan Sterling (FUR), 1993  
 183, Glen Richardson (UTC), 1985  
 183, Scott Thompson (CIT), 1986  
 182, Brian Ruff (CIT), 1975  
 181, Scott Belcher (CIT), 1995  
 176, Jay Ther (FUR), 1997  
 175, Jeff Blankenship (FUR), 1988

**Career**

755, Brian Ruff (CIT), 1973-76  
 616, Dexter Coakley (APP), 1993-96  
 533, Tony Starks (CIT), 1974-77  
 523, Frank Moses (FUR), 1974-77  
 522, Glen Richardson (UTC), 1982-85  
 511, Josh Cain (UTC), 1999-02  
 495, Cedric Felton (APP), 1982-86  
 489, Kota Suttle (FUR), 1989-92  
 483, Jeff Blankenship (FUR), 1985-88  
 483, Kevin Kendrick (FUR), 1987-90



App State's Corey Lynch closed his career as the SoCon's all-time leader in interceptions with 24.

## MOST PASSES INTERCEPTED

### Game

- 4, Jack Bruce (W&M) vs. Richmond, Oct. 30, 1948
- 4, Jake Wade (DAV) vs. North Carolina State, Oct. 8, 1949
- 4, Charlie Benson (DAV) vs. VMI, Oct. 12, 1957
- 4, Torez Jones (WCU) at Gardner-Webb, Sept. 18, 2010

### Season

- 10, John Mapp (VMI), 1952
- 10, Vince Perone, Jr. (FUR), 1972
- 10, Jim Bolding (ECU), 1975
- 10, Mark LeGree (APP), 2008
- 9, Jeff Varnadoe (CIT), 1970
- 8, Dick Kern (W&M), 1963
- 8, Phillip Aldridge (UTC), 1985
- 8, Reggie Giles (MAR), 1986
- 8, Mark Snyder (MAR), 1987
- 8, J.D. Cauthen (CIT), 1987
- 8, Reggie Solomon (UTC), 1987

### Career

- 24, Corey Lynch (APP), 2003-07
- 22, Jim Bolding (ECU), 1973-76
- 22, Rick Harris (ETSU), 1986-89
- 22, Mark LeGree (APP), 2007-10
- 18, Matt Stevens (APP), 1992-95
- 17, J.D. Cauthen (CIT), 1985-88
- 16, John Mapp (VMI), 1951-53
- 16, Vince Perone, Jr. (FUR), 1972-74
- 16, Tiger Greene (WCU), 1981-84
- 15, Jerome Norris (FUR), 1984-86
- 15, Mike Mayo (VMI), 1985-87
- 15, Donnie Abraham (ETSU), 1992-95
- 15, Richie Jackson (FUR), 1998-01

## MOST INTERCEPTION RETURN YARDS

### Game

- 154, Jeff Varnadoe (CIT) vs. William & Mary, Oct. 10, 1970
- 112, Cortez Allen (CIT) vs. Samford, Oct. 31, 2009
- 109, Don Divers (VT) vs. VMI, Nov. 25, 1954
- 102, Earthwind Moreland (GSU) vs. Jacksonville State, Sept. 12, 1998
- 100, Andy Tucker (VMI) vs. Richmond, Sept. 29, 1961
- 100, Timmy Thrift (WOF) vs. Chattanooga, Oct. 4, 2003
- 99, Julius Grant (WCU) vs. Marshall, Oct. 31, 1992
- 99, John Keith (FUR) vs. Chattanooga, Nov. 20, 1999
- 98, Ryan Hadden (GSU) vs. Chattanooga, Sept. 25, 1999
- 98, Gary Wilkins (FUR) vs. Appalachian State, Oct. 19, 2013
- 98, Tyree Robinson (ETSU) at Samford, Sept. 25, 2021

### Season

- 251, Jeff Varnadoe (CIT), 1970
- 197, Reggie Pinkney (ECU), 1976
- 189, Donnie Abraham (ETSU), 1995
- 165, A.J. Bryant (GSU), 2004
- 160, Kerr Kump (VMI), 1967
- 160, Reggie Giles (MAR), 1986
- 156, Justin Wozaeh (APP), 2005
- 153, Gerald Hall (ECU), 1976
- 147, Tony Carmignani (FUR), 1961
- 142, Phillip Aldridge (UTC), 1985
- 142, Destin Mack (CIT), 2021

### Career

- 453, Rick Harris (ETSU), 1986-89
- 303, Jeff Varnadoe (CIT), 1970-71
- 298, Donnie Abraham (ETSU), 1992-95
- 295, Lucas Webb (UTC), 2014-17
- 261, Kerr Kump (VMI), 1966-68
- 260, A.J. Bryant (GSU), 2002-05
- 248, Matt Stevens (APP), 1992-95
- 240, Ryan Steed (FUR), 2008-11
- 232, Omari Williams (SAM), 2014-17
- 224, Tyree Robinson (ETSU), 2017-21

## MOST INTERCEPTIONS RETURNED FOR A TOUCHDOWN

### Game

- 2, Joel Carter (APP) vs. Wake Forest, Sept. 3, 1983
- 2, David McCrary (UTC) vs. SW Louisiana, Sept. 17, 1983
- 2, Tony Tiller (ETSU) vs. Liberty, Oct. 18, 2003
- 2, Travis Hill (WCU) vs. West Virginia State, Sept. 2, 2004

### Season

- 2, Glenn Bates (MAR), 1982
- 2, Joel Carter (APP), 1983
- 2, David McCrary (UTC), 1983
- 2, Rico Mack (APP), 1990
- 2, Venton Bell (FUR), 1991
- 2, Kareem Robinson (UTC), 1995

- 2, Melvin Cunningham (MAR), 1996
- 2, Lavar Rainey (GSU), 2000
- 2, Tony Tiller (ETSU), 2003
- 2, Travis Hill (WCU), 2004
- 2, Anthony Harris (Elon), 2004
- 2, Mitchell Dukes (WCU), 2006
- 2, Ryan Steed (FUR), 2010
- 2, Tevin Floyd (CIT), 2015
- 2, Lucas Webb (UTC), 2015
- 2, Cally Chizik (FUR), 2022

### Career

- 4, Lucas Webb (UTC), 2014-17
- 3, Glenn Bates (MAR), 1982-83
- 3, Donnie Abraham (ETSU), 1992-95
- 3, Chris Edwards (WOF), 1998-01
- 3, Karlos Sullivan (Elon), 2006-09
- 3, Ryan Steed (FUR), 2008-11
- 3, Omari Williams (SAM), 2014-17

## MOST QUARTERBACK SACKS

### Game

- 7, James Russell (ETSU) vs. Glensville St., Sept. 14, 1996
- 7, Bryan Dailer (FUR) vs. Chattanooga, Nov. 22, 1997
- 6, Bryan Dailer (FUR) vs. Chattanooga, Nov. 23, 1996
- 5, Rayford Cannon (APP) vs. Davidson, Oct. 4, 1986
- 5, Kelly Fletcher (FUR) vs. Newberry, Sept. 24, 1988
- 5, Kelly Fletcher (FUR) vs. Western Caro., Oct. 28, 1989
- 5, Devonsha Maxwell (UTC) vs. ETSU, Oct. 16, 2021
- 4, Louis Cooper (WCU) vs. ETSU, Nov. 10, 1984
- 4, Derek Summerour (WCU) vs. Marshall, Oct. 14, 1995
- 4, Tyler Unzicker (UTC) vs. ETSU, Nov. 10, 2001
- 4, Katon Bethay (WOF) vs. VMI, Oct. 15, 2005
- 4, Mitch McGrath (FUR) at Chattanooga, Oct. 29, 2011
- 4, Solomon Clark (WCU) vs. VMI, Sept. 29, 2018
- 4, Jalen Porter (ETSU) vs. Delaware St., Sept. 18, 2021

### Season

- 17.5, Bryan Dailer (FUR), 1997
- 16.0, Kelly Fletcher (FUR), 1989
- 16.0, Anthony Jones (WOF), 2002
- 15.0, Edward Thomas (GSU), 1996
- 15.0, Adrian Hope (FUR), 2018
- 14.5, Kelly Fletcher (FUR), 1988
- 13.5, Keionta Davis (UTC), 2015
- 13.0, Marques Murrell (APP), 2005
- 13.0, Jason Hunter (APP), 2005
- 13.0, Marques Murrell (APP), 2006

### Career

- 37.5, Devonsha Maxwell (UTC), 2018-22
- 37.0, Davis Tull (UTC), 2011-14
- 36.5, Josh Jeffries (APP), 1999-02
- 36.0, Marques Murrell (APP), 2003-06
- 32.5, James Russell (ETSU), 1993-96
- 31.5, Kelly Fletcher (FUR), 1986-89
- 31.5, Bryan Dailer (FUR), 1994-97
- 31.0, Keionta Davis (UTC), 2013-16
- 30.5, Anthony Jones (WOF), 1999-02
- 30.0, Louis Cooper (WCU), 1981-85
- 30.0, Edward Thomas (GSU), 1993-96

## MOST TACKLES FOR LOSS

### Game

- 7, James Russell (ETSU) vs. Glensville State, Sept. 14, 1996
- 7, Bryan Dailer (FUR) vs. Chattanooga, Nov. 22, 1997
- 6, Avery Hall (APP) vs. Furman, Oct. 24, 1992
- 6, William Peebles (APP) vs. ETSU, Oct. 1, 1994
- 6, Bryan Dailer (FUR) vs. Chattanooga, Nov. 23, 1996
- 6, Lamar Beam (ETSU) vs. Elon, Oct. 19, 2002
- 6, Porter Johnson (CIT) vs. Western Carolina, Oct. 1, 2005

### Season

- 35, Avery Hall (APP), 1992
- 29, Darren Wilson (APP), 1981
- 29, Kelly Fletcher (FUR), 1989
- 28, Anthony Jones (WOF), 2002
- 26.5, Marques Murrell (APP), 2005
- 26, Michale Spicer (WCU), 2002
- 25.5, Matt Palmer (ETSU), 2003
- 25, Sean Swoope (APP), 1992
- 25, Bryan Dailer (FUR), 1997
- 24.5, Jason Hunter (APP), 2005

### Career


- 66.0, Anthony Jones (WOF), 1999-02
- 63.0, James Russell (ETSU), 1993-96
- 61.5, Avery Hall (APP), 1989-92
- 59.5, Davis Tull (UTC), 2010-14

- 59.0, Marques Murrell (APP), 2003-06
- 56.0, Bryan Dailer (FUR), 1994-97
- 56.0, K.T. Stovall (APP), 2000-03
- 55.5, Devonsha Maxwell (UTC), 2018-pr.
- 55.0, Josh Jeffries (APP), 1999-02
- 54.0, Ameet Pall (WOF), 2008-11
- 54.0, Brent Russell (GSU), 2009-12

## MOST PUNTS BLOCKED

### Game

- 3, Gerald Sensabaugh (ETSU) vs. Georgia Southern, Nov. 1, 2003
- 2, Dino Hackett (APP) vs. ETSU, Nov. 23, 1985
- 2, Chuck Hill (APP) vs. Liberty, Oct. 10, 1987
- 2, Chuck Hill (APP) vs. Western Carolina, Nov. 21, 1987
- 2, Shaun Bennett (WOF) vs. Elon, Oct. 11, 2003
- 2, Tim Camp (GSU) vs. Morehead State, Nov. 12, 2005
- 2, John Synovec (CIT) vs. Webber Int'l., Sept. 8, 2007
- 2, Cam Jackson (CIT) vs. Western Carolina, Nov. 4, 2017
- 2, Sean-Thomas Faulkner (CIT) at Elon, Sept. 7, 2019



*Furman defensive end Bryan Dailer recorded a league-record 17.5 sacks in 1997, including seven against Chattanooga on Nov. 22.*

### Abbreviations:

- |                         |                        |
|-------------------------|------------------------|
| APP – Appalachian State | MER – Mercer           |
| CIT – The Citadel       | UR – Richmond          |
| DAV – Davidson          | UTC – Chattanooga      |
| ECU – East Carolina     | VMI – VMI              |
| ELON – Elon             | VT – Virginia Tech     |
| ETSU – ETSU             | WCU – Western Carolina |
| FUR – Furman            | W&M – William & Mary   |
| GSU – Georgia Southern  | WOF – Wofford          |
| MAR – Marshall          | WVU – West Virginia    |



## ~ SINGLE GAME ~

### RUSHING ATTEMPTS

|    |                                  |                |
|----|----------------------------------|----------------|
| 95 | The Citadel at Samford (4OT)     | Sept. 28, 2019 |
| 90 | VMI at ETSU                      | Nov. 17, 1990  |
| 89 | Chattanooga vs. Western Carolina | 1977           |
| 84 | The Citadel at Western Carolina  | Oct. 1, 2016   |
| 83 | VMI at Appalachian State         | Sept. 14, 1991 |
| 83 | The Citadel at Chattanooga       | Sept. 21, 1991 |
| 82 | Wofford vs. The Citadel          | Nov. 2, 2002   |
| 82 | The Citadel vs. Western Carolina | Oct. 31, 1987  |
| 81 | Wofford at Appalachian State     | Oct. 26, 2002  |
| 80 | Wofford vs. Chattanooga          | 1999           |
| 80 | Georgia Southern vs. Furman      | Nov. 5, 2005   |
| 80 | The Citadel at North Greenville  | Oct. 6, 2016   |

### RUSHING YARDS

|     |                                       |                |
|-----|---------------------------------------|----------------|
| 665 | Georgia Southern vs. Glenville State  | Nov. 12, 1994  |
| 638 | Georgia Southern vs. Youngstown State | Dec. 18, 1999* |
| 634 | Georgia Southern vs. Western Carolina | Sept. 24, 2011 |
| 614 | Georgia Southern at Western Carolina  | Oct. 6, 2012   |
| 602 | Georgia Southern at Old Dominion      | Dec. 8, 2012*  |
| 591 | Georgia Southern vs. Gardner-Webb     | Sept. 7, 2002  |
| 591 | Georgia Southern vs. Western Carolina | Oct. 9, 1999   |
| 590 | Wofford vs. Western Carolina          | Sept. 15, 2012 |
| 576 | Georgia Southern vs. Savannah State   | Aug. 31, 2013  |
| 572 | Appalachian State vs. Lenoir-Rhyne    | 1975           |

### TOUCHDOWNS RUSHING

|    |                                         |                |
|----|-----------------------------------------|----------------|
| 11 | Georgia Southern vs. Johnson C. Smith   | Sept. 11, 2004 |
| 10 | VMI vs. UCF                             | Sept. 25, 1982 |
| 10 | Georgia Southern vs. Savannah State     | Aug. 31, 2013  |
| 9  | Georgia Southern vs. Glenville State    | Nov. 12, 1994  |
| 9  | Georgia Southern vs. Fayetteville State | Sept. 4, 1999  |
| 8  | Appalachian State vs. Western Carolina  | Nov. 10, 2007  |
| 8  | Georgia Southern at South Dakota State  | Oct. 29, 2005  |
| 8  | Furman vs. VMI                          | Sept. 25, 1999 |
| 8  | Western Carolina vs. Newberry           | Oct. 30, 1993  |
| 8  | Chattanooga vs. VMI                     | Nov. 16, 1985  |
| 8  | The Citadel vs. Lees-McRae              | Oct. 2, 1993   |
| 8  | The Citadel vs. Davidson                | Sept. 5, 2015  |

### FEWEST RUSHING YARDS

|     |                                      |                |
|-----|--------------------------------------|----------------|
| -52 | George Washington vs. Furman         | 1959           |
| -47 | The Citadel vs. Richmond             | Oct. 10, 1964  |
| -40 | Furman vs. Wofford                   | 1968           |
| -28 | ETSU vs. Appalachian State           | 1994           |
| -28 | VMI vs. ETSU                         | Sept. 14, 2018 |
| -25 | Samford at Central Arkansas          | Sept. 16, 2016 |
| -19 | Elon vs. Georgia Southern            | Oct. 13, 2007  |
| -18 | VMI at ETSU                          | Sept. 16, 2000 |
| -16 | VMI at Chattanooga                   | Oct. 27, 2018  |
| -12 | Western Carolina at Georgia Southern | Sept. 19, 2009 |

### PASS ATTEMPTS

|    |                                   |                |
|----|-----------------------------------|----------------|
| 73 | VMI at Western Carolina           | Sept. 22, 2018 |
| 73 | Samford vs. ETSU (OT)             | Sept. 25, 2021 |
| 72 | Marshall vs. Western Carolina     | 1987           |
| 70 | Samford at Furman                 | Nov. 9, 2013   |
| 70 | Samford at Mississippi State      | Oct. 29, 2016  |
| 70 | VMI vs. Mercer                    | Sept. 29, 2018 |
| 69 | Samford at The Citadel            | Nov. 10, 2018  |
| 67 | Chattanooga vs. Furman            | 1999           |
| 67 | Marshall vs. Western Carolina     | 1992           |
| 67 | Furman vs. Wofford                | 1969           |
| 67 | Western Carolina at South Florida | Aug. 30, 2014  |
| 67 | Samford at Western Carolina       | Sept. 23, 2017 |

### FEWEST PASS ATTEMPTS

|   |                                       |                |
|---|---------------------------------------|----------------|
| 0 | Georgia Southern vs. Wofford          | Oct. 13, 2012  |
| 1 | Furman vs. Davidson                   | 1957           |
| 1 | The Citadel at Western Carolina       | Nov. 3, 2018   |
| 2 | VMI at The Citadel                    | Nov. 12, 1955  |
| 2 | Chattanooga vs. Western Carolina      | 1977           |
| 2 | VMI at The Citadel                    | Nov. 13, 1999  |
| 2 | Wofford vs. ETSU                      | 2002           |
| 2 | Georgia Southern vs. Johnson C. Smith | Sept. 11, 2004 |
| 2 | Georgia Southern vs. Chattanooga      | Sept. 28, 2013 |
| 2 | The Citadel at Mercer                 | Nov. 1, 2014   |
| 2 | The Citadel at Alabama                | Nov. 17, 2018  |

### COMPLETIONS

|    |                                   |                |
|----|-----------------------------------|----------------|
| 56 | Samford vs. ETSU (OT)             | Sept. 25, 2021 |
| 49 | VMI vs. The Citadel               | Oct. 20, 2018  |
| 46 | Western Carolina at South Florida | Aug. 30, 2014  |
| 45 | Samford at ETSU                   | Oct. 22, 2022  |
| 44 | Samford at Furman                 | Nov. 9, 2013   |
| 44 | Samford at Chattanooga            | Sept. 22, 2018 |
| 44 | Samford vs. Western Carolina      | Oct. 6, 2018   |
| 44 | Samford vs. Mercer (2OT)          | Nov. 19, 2022  |
| 43 | VMI at Western Carolina           | Sept. 22, 2018 |
| 43 | Samford at The Citadel            | Nov. 10, 2018  |

### FEWEST COMPLETIONS

|   |                                        |                |
|---|----------------------------------------|----------------|
| 0 | Georgia Southern vs. Appalachian State | Oct. 13, 2001  |
| 0 | VMI at The Citadel                     | Nov. 13, 1999  |
| 0 | Georgia Southern vs. Furman            | Nov. 6, 1993   |
| 0 | The Citadel at Georgia Southern        | Sept. 11, 1993 |
| 0 | The Citadel vs. ETSU                   | Sept. 19, 1992 |
| 0 | The Citadel vs. Western Carolina       | Oct. 24, 1992  |
| 0 | VMI at Marshall                        | Oct. 28, 1989  |
| 0 | Chattanooga vs. Marshall               | 1982           |
| 0 | Furman vs. Wofford                     | 1962           |
| 0 | Wofford at Ohio                        | 2010           |
| 0 | The Citadel at Appalachian State       | Oct. 16, 2010  |
| 0 | Georgia Southern vs. Jacksonville      | 2012           |
| 0 | Georgia Southern vs. Wofford           | Oct. 13, 2012  |
| 0 | Georgia Southern at Florida            | Nov. 23, 2013  |
| 0 | Georgia Southern vs. Chattanooga       | Sept. 28, 2013 |
| 0 | Wofford at Youngstown State            | Dec. 10, 2016* |
| 0 | The Citadel at Western Carolina        | Nov. 3, 2018   |
| 0 | The Citadel at Alabama                 | Nov. 17, 2018  |
| 0 | The Citadel vs. Furman                 | April 10, 2021 |

### FEWEST PASSING YARDS

|     |                                        |                |
|-----|----------------------------------------|----------------|
| -16 | Richmond vs. VMI                       | Oct. 5, 1957   |
| 0   | Georgia Southern vs. Appalachian State | 2001           |
| 0   | VMI at The Citadel                     | Nov. 13, 1999  |
| 0   | VMI at Marshall                        | Oct. 28, 1989  |
| 0   | Chattanooga vs. Marshall               | 1982           |
| 0   | Georgia Southern vs. Furman            | Nov. 6, 1993   |
| 0   | The Citadel at Georgia Southern        | Sept. 11, 1993 |
| 0   | The Citadel vs. ETSU                   | Sept. 19, 1992 |
| 0   | The Citadel vs. Western Carolina       | Oct. 24, 1992  |
| 0   | Furman vs. Wofford                     | 1962           |
| 0   | Wofford at Ohio                        | 2010           |
| 0   | The Citadel at Appalachian State       | Oct. 16, 2010  |
| 0   | Georgia Southern vs. Jacksonville      | Sept. 1, 2012  |
| 0   | Georgia Southern vs. Wofford           | Oct. 13, 2012  |
| 0   | Georgia Southern vs. Florida           | Nov. 23, 2013  |
| 0   | Georgia Southern vs. Chattanooga       | Sept. 28, 2013 |
| 0   | Wofford at Youngstown State            | Dec. 10, 2016* |
| 0   | The Citadel at Western Carolina        | Nov. 3, 2018   |
| 0   | The Citadel at Alabama                 | Nov. 17, 2018  |
| 0   | The Citadel vs. Furman                 | April 10, 2021 |

### PASSING YARDS

|     |                                   |                |
|-----|-----------------------------------|----------------|
| 642 | Marshall vs. VMI                  | Nov. 16, 1991  |
| 582 | Samford vs. ETSU (OT)             | Sept. 25, 2021 |
| 570 | Samford vs. VMI                   | March 20, 2021 |
| 562 | Samford vs. Western Carolina      | Oct. 6, 2018   |
| 540 | Chattanooga vs. Appalachian State | 2004           |
| 534 | Elon vs. Furman                   | 2007           |
| 532 | Chattanooga vs. Furman            | 1999           |
| 529 | Samford at Western Carolina       | Sept. 23, 2017 |
| 521 | Samford vs. S.E. Louisiana        | 2013           |
| 514 | Mercer at Samford (2OT)           | Nov. 19, 2022  |

### TOUCHDOWN PASSES

|   |                                          |                |
|---|------------------------------------------|----------------|
| 7 | Chattanooga vs. Kentucky State           | 2001           |
| 7 | Samford vs. VMI                          | Oct. 13, 2018  |
| 6 | Chattanooga vs. Mississippi Valley State | 2000           |
| 6 | Chattanooga vs. Gardner-Webb             | 1993           |
| 6 | The Citadel vs. Furman                   | Nov. 17, 1979  |
| 6 | Davidson vs. William & Mary              | 1973           |
| 6 | The Citadel vs. Presbyterian             | Sept. 26, 2009 |
| 6 | VMI vs. Gardner-Webb                     | Oct. 18, 2014  |
| 6 | Samford vs. Mars Hill                    | Sept. 1, 2016  |
| 6 | Samford vs. VMI                          | Oct. 15, 2016  |
| 6 | Samford vs. Shorter                      | Aug. 30, 2018  |
| 6 | Samford vs. Western Carolina             | Oct. 6, 2018   |
| 6 | Samford at Tennessee Tech (2OT)          | Aug. 31, 2019  |
| 6 | Western Carolina at Charleston So.       | Sept. 3, 2022  |
| 6 | Western Carolina vs. Presbyterian        | Sept. 17, 2022 |



Georgia Southern rushed for 634 yards against Western Carolina on Sept. 24, 2011. Jerick McKinnon (above) ran for 114 yards and two touchdowns and was one of three Eagles to run for at least 100 yards.

### INTERCEPTIONS THROWN

|   |                                  |                |
|---|----------------------------------|----------------|
| 7 | Appalachian State vs. Marshall   | 1990           |
| 7 | ETSU vs. Chattanooga             | 1988           |
| 7 | Chattanooga vs. Georgia Southern | Sept. 28, 1985 |
| 6 | Marshall vs. Chattanooga         | 1995           |
| 6 | Furman vs. Wofford               | 1969           |
| 6 | Davidson at The Citadel          | Sept. 22, 1962 |
| 6 | VMI at Buffalo                   | Nov. 11, 1961  |

### TOTAL OFFENSE PLAYS

|     |                                   |                |
|-----|-----------------------------------|----------------|
| 111 | Samford vs. ETSU (OT)             | Sept. 25, 2021 |
| 110 | Samford at Mercer (3OT)           | Nov. 2, 2019   |
| 109 | VMI at Western Carolina           | Sept. 22, 2018 |
| 108 | Marshall vs. Western Carolina     | 1987           |
| 104 | Appalachian State vs. Wake Forest | 1981           |
| 104 | Marshall vs. Western Carolina     | 1992           |
| 104 | Samford at Mississippi State      | Oct. 29, 2016  |
| 102 | Furman vs. Hofstra                | 2005           |
| 102 | Chattanooga at Furman             | 2010           |
| 102 | Samford at Furman                 | Nov. 9, 2013   |
| 102 | The Citadel at Samford (4OT)      | Sept. 28, 2019 |
| 102 | VMI at Samford (OT)               | March 20, 2021 |

### TOTAL OFFENSE YARDS

|     |                                        |                |
|-----|----------------------------------------|----------------|
| 795 | Chattanooga vs. Appalachian State      | 1978           |
| 789 | Marshall vs. VMI                       | Nov. 16, 1991  |
| 778 | Western Carolina vs. Davidson          | Sept. 9, 2017  |
| 778 | Mercer vs. Point                       | Sept. 2, 2021  |
| 773 | Samford vs. VMI                        | Oct. 13, 2018  |
| 766 | Western Carolina vs. Presbyterian      | Sept. 17, 2022 |
| 752 | Samford vs. Florida A&M                | Sept. 12, 2015 |
| 743 | Appalachian State vs. Western Carolina | Nov. 10, 2007  |
| 736 | Samford vs. Western Carolina           | Oct. 6, 2018   |
| 732 | Georgia Southern vs. Western Carolina  | Oct. 9, 1999   |

### POINTS SCORED

|    |                                          |                |
|----|------------------------------------------|----------------|
| 84 | Georgia Southern vs. Johnson C. Smith    | Sept. 11, 2004 |
| 82 | Wofford vs. Lincoln                      | Sept. 8, 2012  |
| 79 | Appalachian State vs. Western Carolina   | Nov. 10, 2007  |
| 77 | Western Carolina vs. West Virginia State | Sept. 2, 2004  |
| 77 | Davidson vs. Furman                      | 1969           |
| 77 | Georgia Southern vs. Savannah State      | Aug. 31, 2013  |
| 77 | Samford vs. Mars Hill                    | Sept. 1, 2016  |
| 77 | Western Carolina vs. Presbyterian        | Sept. 17, 2022 |
| 76 | The Citadel vs. Webber International     | Sept. 8, 2007  |
| 76 | Georgia Southern vs. Fayetteville State  | Sept. 4, 1999  |

# TEAM RECORDS

## POINTS SCORED, QUARTER


|    |                                              |                |
|----|----------------------------------------------|----------------|
| 49 | Davidson vs. Furman (2Q)                     | 1969           |
| 41 | ETSU vs. Chattanooga (2Q)                    | 2003           |
| 37 | Ga. Southern vs. Johnson C. Smith (1Q)       | Sept. 11, 2004 |
| 35 | Furman vs. Elon (2Q)                         | 2002           |
| 35 | Wofford vs. Lincoln (1Q)                     | Sept. 8, 2012  |
| 35 | Samford vs. Western Carolina (1Q)            | Oct. 6, 2018   |
| 32 | Furman vs. Davidson (2Q)                     | 1982           |
| 31 | Furman vs. Presbyterian (2Q)                 | 1991           |
| 31 | Western Carolina vs. North Carolina A&T (2Q) | 1988           |
| 31 | Chattanooga vs. Western Carolina (2Q)        | Sept. 28, 2019 |

## TOUCHDOWNS SCORED

|    |                                          |                |
|----|------------------------------------------|----------------|
| 12 | Georgia Southern vs. Johnson C. Smith    | Sept. 11, 2004 |
| 11 | Appalachian State vs. Western Carolina   | Nov. 10, 2007  |
| 11 | Chattanooga vs. Kentucky State           | 2001           |
| 11 | Georgia Southern vs. Fayetteville State  | Sept. 4, 1999  |
| 11 | Davidson vs. Furman                      | 1969           |
| 11 | Wofford vs. Lincoln                      | Sept. 8, 2012  |
| 11 | Georgia Southern vs. Savannah State      | Aug. 31, 2013  |
| 11 | Samford vs. Mars Hill                    | Sept. 1, 2016  |
| 11 | Western Carolina vs. Presbyterian        | Sept. 17, 2022 |
| 10 | Appalachian State vs. Wofford            | Oct. 31, 2008  |
| 10 | The Citadel at VMI                       | Nov. 17, 2007  |
| 10 | The Citadel vs. Webber International     | Sept. 8, 2007  |
| 10 | ETSU vs. Chattanooga                     | 2003           |
| 10 | Georgia Southern vs. Chattanooga         | Sept. 22, 2001 |
| 10 | Chattanooga vs. Mississippi Valley State | 2000           |
| 10 | Marshall vs. Morehead State              | 1994           |
| 10 | Marshall vs. Morehead State              | 1991           |
| 10 | VMI vs. UCF                              | Sept. 25, 1982 |
| 10 | Georgia Southern vs. Howard              | Nov. 10, 2012  |
| 10 | The Citadel vs. Davidson                 | Sept. 5, 2015  |
| 10 | Samford vs. VMI                          | Oct. 13, 2018  |
| 10 | Mercer vs. Point                         | Sept. 2, 2021  |

## LARGEST MARGIN OF VICTORY

|    |                                            |                |
|----|--------------------------------------------|----------------|
| 82 | Wofford 82, Lincoln 0                      | Sept. 8, 2012  |
| 81 | Georgia Southern 84, Johnson C. Smith 3    | Sept. 11, 2004 |
| 76 | The Citadel 76, Webber International 0     | Sept. 8, 2007  |
| 76 | Georgia Southern 76, Fayetteville State 0  | Sept. 4, 1999  |
| 70 | Western Carolina 77, West Virginia State 7 | 2004           |
| 70 | Samford 77, Mars Hill 7                    | 2014           |
| 69 | VMI 69, UCF 0                              | Sept. 25, 1982 |
| 69 | Mercer 69, Point 0                         | Sept. 2, 2021  |
| 68 | Georgia Southern 77, Savannah State 9      | Aug. 31, 2013  |
| 66 | The Citadel 66, Virginia-Lynchburg 0       | Nov. 12, 2022  |



Eric Breitenstein ran for a pair of touchdowns in Wofford's 82-0 win over Lincoln on Sept. 8, 2012. The 82-point margin of victory was a SoCon record.

## FIRST DOWNS

|    |                                    |                |
|----|------------------------------------|----------------|
| 40 | Mercer vs. Point                   | Sept. 2, 2021  |
| 38 | Samford vs. ETSU (OT)              | Sept. 25, 2021 |
| 37 | Samford vs. Western Carolina       | Oct. 6, 2018   |
| 36 | Marshall vs. Western Carolina      | 1987           |
| 36 | The Citadel vs. Wofford            | Nov. 9, 1985   |
| 36 | East Carolina vs. Virginia         | 1975           |
| 36 | Appalachian State vs. Jacksonville | 2010           |
| 36 | The Citadel vs. Charlotte          | Oct. 11, 2014  |
| 36 | Samford vs. Florida A&M            | Sept. 12, 2015 |
| 36 | Samford vs. Mars Hill              | Sept. 1, 2016  |

## FEWEST FIRST DOWNS GAINED

|   |                                      |                |
|---|--------------------------------------|----------------|
| 0 | Western Carolina vs. NC State        | 1990           |
| 2 | Chattanooga vs. Oklahoma             | 2008           |
| 2 | VMI at Furman                        | Sept. 25, 1999 |
| 2 | VMI at Villanova                     | Sept. 22, 1962 |
| 2 | Furman vs. Memphis                   | 1961           |
| 3 | Samford at Georgia                   | Sept. 10, 2022 |
| 4 | Western Carolina vs. Florida         | 2006           |
| 4 | The Citadel at Mississippi           | Oct. 8, 2005   |
| 4 | VMI vs. Georgia Southern             | Oct. 23, 1993  |
| 4 | Western Carolina at Georgia Southern | Sept. 19, 2009 |
| 4 | Western Carolina vs. Chattanooga     | Nov. 1, 2014   |
| 4 | Western Carolina at Wofford          | Oct. 19, 2019  |

## TURNOVERS

|    |                                   |                |
|----|-----------------------------------|----------------|
| 11 | Furman vs. Chattanooga            | 1979           |
| 10 | Appalachian State vs. The Citadel | Sept. 24, 1994 |
| 9  | The Citadel vs. Georgia Southern  | Oct. 23, 2010  |
| 8  | Western Carolina at The Citadel   | Sept. 21, 1996 |
| 8  | ETSU vs. Appalachian State        | 1984           |
| 8  | VMI vs. ETSU                      | 1981           |
| 8  | Western Carolina vs. ETSU         | 1975           |

## PUNTS

|    |                                        |                |
|----|----------------------------------------|----------------|
| 13 | Chattanooga vs. Oklahoma               | Aug. 30, 2008  |
| 13 | Western Carolina vs. Appalachian State | Nov. 22, 2008  |
| 13 | Appalachian State at The Citadel       | Sept. 21, 1985 |
| 13 | Furman vs. East Carolina               | 1972           |
| 13 | East Carolina vs. Furman               | 1972           |
| 13 | VMI at West Virginia                   | Oct. 4, 1969   |
| 13 | Furman vs. South Carolina              | 1949           |
| 12 | Chattanooga vs. Arkansas               | 2007           |
| 12 | Appalachian State vs. Hawaii           | 2003           |
| 12 | Furman vs. Appalachian State           | 1991           |
| 12 | Western Carolina vs. NC State          | 1990           |
| 12 | Davidson vs. Appalachian State         | 1986           |
| 12 | Chattanooga vs. Appalachian State      | 1984           |
| 12 | Western Carolina at Wofford            | Oct. 19, 2019  |

## PUNT YARDS

|     |                                        |                |
|-----|----------------------------------------|----------------|
| 616 | The Citadel at Clemson                 | Oct. 4, 1986   |
| 528 | Appalachian State vs. Hawaii           | 2003           |
| 512 | Appalachian State vs. The Citadel      | Sept. 21, 1985 |
| 502 | Chattanooga vs. Oklahoma               | Aug. 30, 2008  |
| 497 | Western Carolina vs. Appalachian State | Nov. 22, 2008  |
| 494 | Appalachian State vs. Samford          | Oct. 12, 2013  |
| 492 | Chattanooga vs. ETSU                   | 1985           |
| 479 | Furman vs. Appalachian State           | 1991           |
| 475 | Samford at TCU                         | 2014           |
| 472 | VMI at West Virginia                   | Oct. 4, 1969   |

## SACKS BY

|    |                                   |                |
|----|-----------------------------------|----------------|
| 11 | Georgia Southern vs. Wofford      | Sept. 19, 1998 |
| 11 | Appalachian State vs. Furman      | 1995           |
| 11 | Appalachian State vs. ETSU        | 1994           |
| 10 | Furman vs. Chattanooga            | 1997           |
| 10 | The Citadel vs. Gardner-Webb      | Sept. 27, 2014 |
| 9  | Furman vs. Lehigh                 | 2001*          |
| 9  | Western Carolina vs. Lenoir-Rhyne | 2000           |
| 9  | Elon vs. Chattanooga              | 2006           |
| 9  | Samford at ETSU                   | Feb. 27, 2021  |

## PASSES INTERCEPTED BY

|   |                                         |               |
|---|-----------------------------------------|---------------|
| 7 | Marshall vs. Appalachian State          | 1990          |
| 6 | Chattanooga vs. Gardner-Webb            | 1993          |
| 6 | ETSU vs. Newberry                       | 1991          |
| 6 | ETSU vs. Valdosta State                 | 1990          |
| 6 | VMI vs. Virginia Tech (in Roanoke, Va.) | Nov. 26, 1959 |

## PENALTIES

|    |                                        |               |
|----|----------------------------------------|---------------|
| 19 | Georgia Southern vs. Johnson C. Smith  | Sept. 9, 2000 |
| 18 | Western Carolina vs. Lenoir-Rhyne      | 2000          |
| 17 | Appalachian State vs. Coastal Carolina | 2005          |
| 16 | Chattanooga vs. Furman                 | 2004          |
| 16 | Appalachian State vs. Western Carolina | 2003          |

|    |                                   |               |
|----|-----------------------------------|---------------|
| 16 | Georgia Southern vs. Elon         | Nov. 15, 2003 |
| 15 | Wofford vs. NC State              | 2007          |
| 15 | Western Carolina vs. Furman       | 2005          |
| 15 | Appalachian State vs. Liberty     | 2001          |
| 15 | Chattanooga vs. ETSU              | 2000          |
| 15 | Appalachian State vs. Chattanooga | 1997          |
| 15 | ETSU vs. Appalachian State        | 1984          |
| 15 | Appalachian State vs. ETSU        | 1984          |
| 15 | Western Carolina vs. VMI          | Nov. 15, 2014 |

## PENALTY YARDS

|     |                                        |                |
|-----|----------------------------------------|----------------|
| 197 | William & Mary vs. Furman              | 1962           |
| 179 | Georgia Southern vs. Elon              | Nov. 15, 2003  |
| 179 | Georgia Southern vs. Johnson C. Smith  | Sept. 9, 2000  |
| 168 | Appalachian State vs. Western Carolina | 2003           |
| 165 | Chattanooga vs. ETSU                   | 2000           |
| 155 | Western Carolina vs. VMI               | Nov. 15, 2014  |
| 151 | VMI vs. Georgia (in Roanoke, Va.)      | Sept. 24, 1966 |
| 150 | Wofford vs. VMI                        | March 27, 2021 |
| 145 | ETSU vs. Georgia Southern              | Nov. 3, 1984   |
| 142 | Chattanooga vs. Furman                 | 2004           |
| 142 | ETSU at VMI                            | Sept. 14, 2018 |

## KICKOFF RETURN YARDS

|     |                                    |                |
|-----|------------------------------------|----------------|
| 275 | Western Carolina at South Carolina | 2016           |
| 269 | Western Carolina vs. Furman        | 2007           |
| 259 | Chattanooga vs. Vanderbilt         | 2003           |
| 250 | VMI at Furman                      | Sept. 22, 2001 |
| 250 | Western Carolina vs. Tusculum      | Sept. 11, 2010 |
| 246 | Elon vs. Appalachian State         | 2007           |
| 243 | Chattanooga vs. ETSU               | 2003           |
| 241 | Furman at Florida                  | 2011           |
| 234 | Chattanooga vs. UT Martin          | 1992           |
| 232 | The Citadel vs. Florida            | Nov. 22, 2008  |

\*- indicates NCAA playoff game

## ~~~ SINGLE SEASON ~~~

### RUSHING ATTEMPTS

|     |                  |      |
|-----|------------------|------|
| 859 | Georgia Southern | 2002 |
| 850 | Georgia Southern | 2012 |
| 849 | Georgia Southern | 2010 |
| 795 | Wofford          | 2003 |
| 791 | The Citadel      | 2015 |
| 785 | Wofford          | 2016 |
| 778 | The Citadel      | 2016 |
| 777 | Georgia Southern | 2011 |
| 772 | Wofford          | 2007 |
| 768 | Georgia Southern | 2005 |

### RUSHING YARDS

|       |                   |      |
|-------|-------------------|------|
| 5,591 | Georgia Southern  | 2012 |
| 5,407 | Georgia Southern  | 2002 |
| 4,641 | Georgia Southern  | 2005 |
| 4,609 | Georgia Southern  | 1999 |
| 4,529 | Georgia Southern  | 2011 |
| 4,515 | The Citadel       | 2015 |
| 4,439 | Georgia Southern  | 2004 |
| 4,375 | Wofford           | 2011 |
| 4,311 | Appalachian State | 2007 |
| 4,202 | The Citadel       | 1994 |

### RUSHING YARDS PER GAME

|       |                  |      |
|-------|------------------|------|
| 419.0 | Georgia Southern | 1999 |
| 414.0 | Chattanooga      | 1980 |
| 399.4 | Georgia Southern | 2012 |
| 386.8 | Georgia Southern | 2005 |
| 386.2 | Georgia Southern | 2002 |
| 382.0 | The Citadel      | 1994 |
| 378.7 | Georgia Southern | 1998 |
| 369.9 | Georgia Southern | 2004 |
| 364.6 | Wofford          | 2011 |
| 360.4 | Georgia Southern | 2013 |

### FEWEST RUSHING YARDS PER GAME

|      |             |      |
|------|-------------|------|
| 36.2 | Davidson    | 1986 |
| 43.8 | Davidson    | 1985 |
| 47.2 | The Citadel | 1983 |
| 58.3 | VMI         | 2018 |
| 64.2 | Marshall    | 1985 |
| 64.5 | Elon        | 2007 |
| 67.9 | Marshall    | 1984 |
| 68.2 | VMI         | 2001 |
| 68.9 | VMI         | 2000 |
| 69.1 | VMI         | 1969 |



**TOUCHDOWNS RUSHING**

|    |                   |      |
|----|-------------------|------|
| 61 | Georgia Southern  | 1999 |
| 56 | Georgia Southern  | 2004 |
| 55 | Georgia Southern  | 2012 |
| 54 | Georgia Southern  | 2002 |
| 53 | Appalachian State | 2007 |
| 53 | Georgia Southern  | 1998 |
| 53 | The Citadel       | 1994 |
| 50 | Georgia Southern  | 2005 |
| 50 | Georgia Southern  | 2011 |

**PASS ATTEMPTS**

|     |             |      |
|-----|-------------|------|
| 585 | VMI         | 2018 |
| 561 | Samford     | 2018 |
| 546 | Samford     | 2016 |
| 531 | Samford     | 2017 |
| 524 | Samford     | 2022 |
| 515 | Elon        | 2007 |
| 507 | VMI         | 2019 |
| 496 | Chattanooga | 1999 |
| 493 | Marshall    | 1987 |
| 492 | Samford     | 2013 |

**COMPLETIONS**

|     |         |      |
|-----|---------|------|
| 394 | Samford | 2018 |
| 391 | Samford | 2022 |
| 386 | Samford | 2016 |
| 350 | Elon    | 2007 |
| 349 | Samford | 2017 |
| 332 | VMI     | 2018 |
| 324 | Samford | 2015 |
| 321 | VMI     | 2019 |
| 318 | Samford | 2021 |
| 311 | Samford | 2013 |

**PASSING YARDS**

|       |                   |      |
|-------|-------------------|------|
| 4,320 | Samford           | 2018 |
| 4,193 | Samford           | 2016 |
| 4,001 | Samford           | 2017 |
| 3,957 | Samford           | 2022 |
| 3,927 | Elon              | 2007 |
| 3,806 | Samford           | 2013 |
| 3,777 | Marshall          | 1987 |
| 3,730 | Chattanooga       | 2000 |
| 3,662 | Samford           | 2015 |
| 3,621 | Appalachian State | 2009 |

**TOUCHDOWN PASSES**

|    |                   |      |
|----|-------------------|------|
| 40 | Samford           | 2022 |
| 38 | Samford           | 2016 |
| 34 | Samford           | 2018 |
| 33 | Mercer            | 2022 |
| 32 | Appalachian State | 2008 |
| 32 | Elon              | 2007 |
| 31 | Marshall          | 1994 |
| 31 | Samford           | 2017 |
| 30 | Marshall          | 1996 |
| 30 | Western Carolina  | 2022 |

**INTERCEPTIONS THROWN**

|    |                  |      |
|----|------------------|------|
| 28 | Davidson         | 1985 |
| 26 | Western Carolina | 1986 |
| 26 | Western Carolina | 2021 |
| 25 | Marshall         | 1987 |
| 25 | Furman           | 1969 |
| 23 | VMI              | 1986 |
| 23 | The Citadel      | 1983 |
| 23 | VMI              | 1983 |
| 23 | ETSU             | 1982 |
| 22 | Chattanooga      | 1994 |
| 22 | ETSU             | 1991 |
| 22 | Chattanooga      | 2003 |
| 22 | VMI              | 1987 |
| 22 | Chattanooga      | 1986 |
| 22 | Western Carolina | 1985 |
| 22 | Elon             | 2011 |
| 22 | VMI              | 2015 |
| 22 | Samford          | 2021 |

**TOTAL OFFENSE PLAYS**

|       |                   |      |
|-------|-------------------|------|
| 1,088 | Appalachian State | 2007 |
| 1,061 | Furman            | 2005 |
| 1,017 | Appalachian State | 2009 |
| 1,006 | Appalachian State | 2006 |
| 1,001 | Appalachian State | 2005 |
| 1,001 | Georgia Southern  | 2010 |
| 981   | Georgia Southern  | 2002 |

|     |                   |      |
|-----|-------------------|------|
| 981 | Samford           | 2022 |
| 980 | Chattanooga       | 2014 |
| 958 | Appalachian State | 2008 |

**TOTAL OFFENSE YARDS**

|       |                   |      |
|-------|-------------------|------|
| 7,325 | Appalachian State | 2007 |
| 6,580 | Furman            | 2005 |
| 6,575 | Georgia Southern  | 2002 |
| 6,536 | Georgia Southern  | 2012 |
| 6,511 | Appalachian State | 2009 |
| 6,491 | Appalachian State | 2008 |
| 6,347 | Appalachian State | 2005 |
| 6,265 | Appalachian State | 2006 |
| 6,090 | Georgia Southern  | 2011 |
| 6,069 | Georgia Southern  | 1999 |

**TOTAL OFFENSE YARDS PER GAME**

|       |                   |         |
|-------|-------------------|---------|
| 551.7 | Georgia Southern  | 1999    |
| 515.9 | Samford           | 2018    |
| 513.9 | Samford           | 2020-21 |
| 492.6 | Georgia Southern  | 1998    |
| 490.6 | Marshall          | 1992    |
| 488.3 | Appalachian State | 2007    |
| 488.3 | Georgia Southern  | 2004    |
| 485.4 | Western Carolina  | 2022    |
| 479.7 | Samford           | 2015    |
| 473.8 | Wofford           | 1999    |

**POINTS SCORED**

|     |                   |      |
|-----|-------------------|------|
| 641 | Appalachian State | 2007 |
| 564 | Georgia Southern  | 2004 |
| 550 | Georgia Southern  | 1999 |
| 528 | Appalachian State | 2006 |
| 522 | Appalachian State | 2008 |
| 493 | Georgia Southern  | 2002 |
| 492 | Georgia Southern  | 2011 |
| 488 | Furman            | 2005 |
| 486 | Chattanooga       | 2014 |
| 483 | Georgia Southern  | 2012 |

**FEWEST POINTS ALLOWED\***

|     |                          |      |
|-----|--------------------------|------|
| 93  | The Citadel (8.5)        | 1960 |
| 107 | Furman (9.7)             | 1988 |
| 107 | Furman (9.7)             | 1983 |
| 109 | Appalachian State (9.9)  | 1985 |
| 123 | Marshall (11.2)          | 1993 |
| 126 | Appalachian State (11.5) | 1987 |
| 132 | Georgia Southern (12.0)  | 2001 |
| 135 | Furman (12.3)            | 1989 |
| 137 | Chattanooga (12.4)       | 1982 |
| 141 | Furman (12.8)            | 1982 |

\* does not include shortened 2020-21 season

**TOUCHDOWNS SCORED**

|    |                   |      |
|----|-------------------|------|
| 85 | Appalachian State | 2007 |
| 77 | Georgia Southern  | 2004 |
| 76 | Georgia Southern  | 1999 |
| 72 | Appalachian State | 2008 |
| 71 | Appalachian State | 2006 |
| 66 | Georgia Southern  | 2002 |
| 66 | Georgia Southern  | 2012 |
| 65 | Georgia Southern  | 2011 |
| 64 | Georgia Southern  | 2005 |
| 64 | Furman            | 2005 |

**FIRST DOWNS**

|     |                   |      |
|-----|-------------------|------|
| 353 | Furman            | 2005 |
| 351 | Appalachian State | 2007 |
| 343 | Appalachian State | 2009 |
| 319 | Appalachian State | 2006 |
| 318 | Furman            | 2004 |
| 317 | Appalachian State | 2005 |
| 312 | Samford           | 2022 |
| 308 | Georgia Southern  | 2012 |
| 304 | Appalachian State | 2008 |
| 304 | Georgia Southern  | 2011 |

**PENALTIES (SINCE 1993)**

|     |                   |      |
|-----|-------------------|------|
| 106 | Western Carolina  | 2003 |
| 106 | Appalachian State | 2005 |
| 104 | Appalachian State | 2001 |
| 103 | Georgia Southern  | 2000 |
| 101 | Marshall          | 1996 |
| 100 | ETSU              | 1997 |
| 99  | Appalachian State | 2007 |
| 99  | Appalachian State | 2006 |

|    |                   |      |
|----|-------------------|------|
| 97 | Chattanooga       | 2004 |
| 97 | Georgia Southern  | 2003 |
| 97 | Appalachian State | 2009 |

**PENALTY YARDS (SINCE 1993)**

|     |                   |      |
|-----|-------------------|------|
| 968 | Appalachian State | 2001 |
| 936 | Appalachian State | 2005 |
| 918 | Appalachian State | 2006 |
| 909 | Western Carolina  | 2022 |
| 899 | Appalachian State | 1999 |
| 890 | Western Carolina  | 2003 |
| 877 | Georgia Southern  | 2000 |
| 876 | Appalachian State | 2009 |
| 875 | Western Carolina  | 2014 |
| 868 | ETSU              | 1997 |

**SACKS BY**

|    |                   |      |
|----|-------------------|------|
| 49 | Furman            | 1988 |
| 44 | Appalachian State | 1994 |
| 40 | Appalachian State | 2005 |
| 38 | Chattanooga       | 2016 |
| 37 | Appalachian State | 1995 |
| 37 | Appalachian State | 2006 |
| 37 | Elon              | 2009 |
| 35 | Chattanooga       | 2014 |
| 35 | Chattanooga       | 2022 |
| 34 | Georgia Southern  | 1998 |
| 34 | Wofford           | 2008 |
| 34 | Chattanooga       | 2015 |
| 34 | Furman            | 2017 |

**INTERCEPTIONS BY**

|    |                   |      |
|----|-------------------|------|
| 28 | Furman            | 1986 |
| 28 | VMI               | 1959 |
| 27 | Georgia Southern  | 1997 |
| 25 | VMI               | 1997 |
| 24 | Furman            | 1983 |
| 23 | Chattanooga       | 1987 |
| 23 | ETSU              | 1986 |
| 23 | The Citadel       | 1974 |
| 22 | Wofford           | 2003 |
| 22 | Appalachian State | 1997 |
| 22 | Marshall          | 1988 |
| 22 | Western Carolina  | 1983 |
| 22 | Furman            | 1982 |

**~ ~ ~ MISCELLANEOUS ~ ~ ~**

**CONSECUTIVE SOUTHERN CONFERENCE WINS**

|    |                   |         |
|----|-------------------|---------|
| 30 | West Virginia     | 1952-59 |
| 26 | Appalachian State | 2007-10 |
| 20 | Alabama           | 1924-26 |
| 20 | Tulane            | 1929-32 |

# ANNUAL INDIVIDUAL LEADERS

## TOTAL OFFENSE

| Year    | Player, School            | G  | Plays | Yards | YPG   | TD |
|---------|---------------------------|----|-------|-------|-------|----|
| 1953    | Charlie Sumner, W&M       | 10 | 188   | 903   | 90.3  | 5  |
| 1954    | Freddy Wyant, WVU         | 9  | 200   | 841   | 93.4  | 12 |
| 1955    | Jim Boyle, FUR            | 10 | 191   | 892   | 89.2  | 8  |
| 1956    | Jimmy Lugar, VT           | 10 | 156   | 865   | 86.5  | 14 |
| 1957    | Bob Schwarze, CIT         | 10 | 178   | 1,018 | 101.8 | 4  |
| 1958    | Billy Holsclaw, VT        | 10 | 230   | 1,227 | 122.7 | 15 |
| 1959    | Howard Dyer, VMI          | 10 | 161   | 1,182 | 118.2 | 17 |
| 1960    | Howard Dyer, VMI          | 10 | 260   | 1,478 | 147.8 | 20 |
| 1961    | Bill Whaley, CIT          | 10 | 222   | 1,030 | 103.0 | 6  |
| 1962    | Jerry Yost, WVU           | 10 | 201   | 1,361 | 136.1 | 16 |
| 1963    | Bob Schweickert, VT       | 10 | 271   | 1,526 | 152.6 | 13 |
| 1964    | Bob Schweickert, VT       | 10 | 240   | 1,409 | 140.9 | 15 |
| 1965    | Dave Alexander, ECU       | 9  | 303   | 1,587 | 176.3 | 20 |
| 1966    | Jimmy Poole, DAV          | 9  | 369   | 1,925 | 213.9 | 16 |
| 1967    | Clyde Hewell, FUR         | 10 | 294   | 1,740 | 174.0 | 12 |
| 1968    | Gordon Slade, DAV         | 9  | 395   | 2,131 | 236.8 | 17 |
| 1969    | Charlie Richards, UR      | 10 | 455   | 2,665 | 266.5 | 24 |
| 1970    | Mark Thompson, DAV        | 10 | 430   | 2,144 | 214.4 | 15 |
| 1971    | Harry Lynch, CIT          | 11 | 323   | 2,092 | 190.2 | 21 |
| 1972    | Scotty Shipp, DAV         | 10 | 326   | 1,894 | 189.4 | 11 |
| 1973    | Dave Harper, DAV          | 11 | 432   | 1,699 | 154.5 | 12 |
| 1974    | Bill Deery, W&M           | 11 | 354   | 1,924 | 174.9 | 14 |
| 1975    | Robbie Price, APP         | 11 | 305   | 1,639 | 149.0 | 16 |
| 1976    | Tom Rozantz, W&M          | 11 | 278   | 1,575 | 143.2 | 8  |
| 1977    | Mike Pusey, WCU           | 11 | 301   | 1,985 | 180.5 | 16 |
| 1978    | Steve Brown, APP          | 10 | 309   | 1,959 | 195.9 | 19 |
| 1979    | Steve Brown, APP          | 11 | 416   | 2,557 | 232.5 | 17 |
| 1980    | Steve Brown, APP          | 11 | 427   | 2,590 | 235.5 | 13 |
| 1981    | Randy Joyce, APP          | 10 | 308   | 1,808 | 180.8 | 9  |
| 1982    | Ronnie Mixon, WCU (21)    | 11 | 338   | 2,051 | 196.5 | 6  |
| 1983    | Jeff Gilbert, WCU         | 11 | 332   | 2,008 | 182.5 | 16 |
| 1984    | Carl Fodor, MAR (9)       | 11 | 444   | 2,766 | 251.4 | 26 |
| 1985    | Kip Allen, CIT            | 11 | 417   | 2,478 | 225.3 | 16 |
| 1986    | Willie Perkins, WCU       | 11 | 387   | 2,184 | 198.5 | 8  |
| 1987    | Tony Petersen, MAR (3)    | 11 | 519   | 3,649 | 331.7 | 23 |
| 1988    | John Gregory, MAR (16)    | 11 | 394   | 2,511 | 228.3 | 19 |
| 1989    | John Gregory, MAR (12)    | 11 | 437   | 2,751 | 250.2 | 27 |
| 1990    | Michael Payton, MAR (16)  | 11 | 460   | 2,453 | 223.0 | 19 |
| 1991    | Michael Payton, MAR (11)  | 9  | 266   | 2,379 | 264.3 | 20 |
| 1992    | Michael Payton, MAR (6)   | 11 | 380   | 2,896 | 263.3 | 28 |
| 1993    | Lonnie Galloway, WCU (17) | 11 | 346   | 2,551 | 231.9 | 9  |
| 1994    | Todd Donnan, MAR          | 11 | 334   | 2,389 | 217.2 | 29 |
| 1995    | Greg Ryan, ETSU (15)      | 11 | 470   | 2,551 | 231.9 | 17 |
| 1996    | Eric Kresser, MAR (17)    | 11 | 303   | 2,239 | 223.9 | 24 |
| 1997    | Todd Wells, ETSU (12)     | 11 | 370   | 2,763 | 251.2 | 23 |
| 1998    | Greg Hill, GSU (40)       | 11 | 321   | 2,254 | 204.9 | 22 |
| 1999    | Chris Sanders, UTC (4)    | 11 | 524   | 3,491 | 317.4 | 28 |
| 2000    | Chris Sanders, UTC (2)    | 11 | 520   | 3,756 | 341.5 | 24 |
| 2001    | Joe Burchette, APP (47)   | 11 | 372   | 2,022 | 183.8 | 15 |
| 2002    | Joey Gibson, VMI (30)     | 12 | 455   | 2,597 | 216.4 | 24 |
| 2003    | Brian Gaither, WCU (24)   | 12 | 469   | 2,761 | 230.1 | 16 |
| 2004    | Richie Williams, APP (3)  | 10 | 487   | 3,393 | 339.3 | 32 |
| 2005    | Richie Williams, APP (23) | 15 | 502   | 3,745 | 249.7 | 25 |
| 2006    | Wes Pope, Elon (12)       | 11 | 461   | 2,606 | 236.9 | 20 |
| 2007    | Scott Riddle, Elon (3)    | 11 | 622   | 3,738 | 339.8 | 40 |
| 2008    | Armanti Edwards, APP (7)  | 13 | 499   | 3,843 | 295.6 | 41 |
| 2009    | Armanti Edwards, APP (3)  | 12 | 515   | 3,970 | 330.8 | 30 |
| 2010    | Scott Riddle, Elon (4)    | 10 | 446   | 3,188 | 318.8 | 29 |
| 2011    | Thomas Wilson, Elon (14)  | 11 | 473   | 3,093 | 281.2 | 24 |
| 2012    | Jamal Jackson, APP (10)   | 12 | 520   | 3,606 | 300.5 | 27 |
| 2013    | Andy Summerlin, SAM (22)  | 13 | 537   | 3,532 | 271.7 | 27 |
| 2014    | Jacob Huesman, UTC (24)   | 14 | 527   | 3,740 | 267.1 | 37 |
| 2015    | Al Cobb, VMI (13)         | 10 | 468   | 2,891 | 289.1 | 16 |
| 2016    | Devlin Hodges, SAM (2)    | 12 | 641   | 4,310 | 359.2 | 40 |
| 2017    | Devlin Hodges, SAM (6)    | 12 | 623   | 4,138 | 344.8 | 34 |
| 2018    | Devlin Hodges, SAM (1)    | 11 | 640   | 4,596 | 417.8 | 40 |
| 2019    | Reece Udinski, VMI (24)   | 12 | 533   | 3,155 | 262.9 | 19 |
| 2020-21 | Liam Welch, SAM (2)       | 6  | 307   | 2,545 | 424.2 | 16 |
| 2021    | Liam Welch, SAM (5)       | 11 | 588   | 3,876 | 352.4 | 30 |
| 2022    | Fred Payton, MER (9)      | 11 | 384   | 3,180 | 289.1 | 33 |
| 2023    | Michael Hiers, SAM        | 11 | 507   | 2,978 | 270.7 | 3  |

## RUSHING YARDS PER GAME

| Year | Player, School    | G  | Carries | Yards | APC | YPG  | TD |
|------|-------------------|----|---------|-------|-----|------|----|
| 1953 | Bill Bowman, W&M  | 10 | 132     | 722   | 5.5 | 72.2 | 7  |
| 1954 | Dickie Beard, VT  | 9  | 128     | 647   | 5.1 | 71.9 | 2  |
| 1955 | Bob Moss, WVU     | 10 | 98      | 807   | 8.2 | 80.7 | 10 |
| 1956 | Larry Krutko, WVU | 10 | 124     | 584   | 4.7 | 58.4 | 4  |
| 1957 | Sam Woolwine, VMI | 10 | 105     | 531   | 5.1 | 53.1 | 4  |
| 1958 | Sam Horner, VMI   | 10 | 102     | 612   | 6.0 | 61.2 | 7  |

|         |                             |    |     |       |      |       |    |
|---------|-----------------------------|----|-----|-------|------|-------|----|
| 1959    | Alger Pugh, VT              | 10 | 112 | 615   | 5.5  | 61.5  | 6  |
| 1960    | Tom Campbell, FUR           | 10 | 126 | 616   | 4.9  | 61.6  | 5  |
| 1961    | Tom Campbell, FUR           | 10 | 157 | 767   | 4.9  | 76.7  | 6  |
| 1962    | Elliott Keller, FUR         | 10 | 135 | 724   | 5.4  | 72.4  | 4  |
| 1963    | Bob Schweickert, VT         | 10 | 155 | 839   | 5.4  | 83.9  | 7  |
| 1964    | Sonny Utz, VT               | 10 | 175 | 777   | 4.4  | 77.7  | 10 |
| 1965    | Dave Alexander, ECU         | 9  | 227 | 1,029 | 4.5  | 114.3 | 16 |
| 1966    | Garrett Ford, WVU           | 10 | 236 | 1,068 | 4.5  | 106.8 | 7  |
| 1967    | Butch Colson, ECU           | 10 | 252 | 1,135 | 4.5  | 113.5 | 14 |
| 1968    | Tom Sowers, VMI             | 10 | 221 | 792   | 3.6  | 79.2  | 4  |
| 1969    | Bob Duncan, CIT             | 10 | 136 | 936   | 6.9  | 93.6  | 7  |
| 1970    | Phil Mosser, W&M            | 11 | 212 | 1,286 | 6.1  | 116.9 | 9  |
| 1971    | Jon Hall, CIT               | 11 | 169 | 1,230 | 7.3  | 111.8 | 9  |
| 1972    | Carlester Crumpler, ECU     | 11 | 340 | 1,309 | 3.9  | 119.0 | 17 |
| 1973    | Carlester Crumpler, ECU     | 11 | 204 | 1,042 | 5.1  | 94.7  | 12 |
| 1974    | Andrew Johnson, CIT         | 11 | 248 | 1,373 | 5.5  | 124.8 | 7  |
| 1975    | Emmitt Hamilton, APP        | 11 | 126 | 844   | 6.7  | 76.7  | 9  |
| 1976    | Jim Kruis, W&M              | 11 | 250 | 1,164 | 4.7  | 105.8 | 9  |
| 1977    | Darrell Lipford, WCU        | 11 | 280 | 1,318 | 4.7  | 119.8 | 18 |
| 1978    | Gwain Durden, UTC           | 10 | 146 | 933   | 6.4  | 93.3  | 2  |
| 1979    | Floyd Allen, VMI            | 11 | 291 | 1,276 | 4.34 | 116.0 | 9  |
| 1980    | Stump Mitchell, CIT         | 11 | 291 | 1,647 | 5.7  | 149.7 | 14 |
| 1981    | Stanford Jennings, FUR      | 11 | 197 | 1,168 | 5.9  | 106.2 | 11 |
| 1982    | Stanford Jennings, FUR      | 11 | 200 | 1,007 | 5.0  | 91.5  | 11 |
| 1983    | Stanford Jennings, FUR (6)  | 11 | 190 | 1,260 | 6.6  | 114.5 | 13 |
| 1984    | Robbie Gardner, FUR (5)     | 11 | 169 | 1,232 | 7.3  | 112.0 | 14 |
| 1985    | John Settle, APP (5)        | 11 | 254 | 1,340 | 5.3  | 121.8 | 14 |
| 1986    | John Settle, APP (4)        | 11 | 317 | 1,661 | 5.2  | 151.0 | 20 |
| 1987    | Ron Darby, MAR (17)         | 11 | 217 | 1,020 | 4.7  | 92.7  | 12 |
| 1988    | Gene Brown, CIT (11)        | 10 | 172 | 1,058 | 6.2  | 105.8 | 15 |
| 1989    | George Searcy, ETSU (7)     | 10 | 275 | 1,324 | 4.8  | 132.4 | 17 |
| 1990    | Carl Tremble, FUR (16)      | 13 | 229 | 1,277 | 5.6  | 98.2  | 15 |
| 1991    | Jack Douglas, CIT (14)      | 11 | 266 | 1,152 | 4.3  | 104.7 | 13 |
| 1992    | Carl Tremble, FUR (3)       | 11 | 228 | 1,555 | 6.8  | 141.4 | 13 |
| 1993    | Chris Parker, MAR (10)      | 11 | 225 | 1,370 | 6.1  | 124.5 | 16 |
| 1994    | Thomas Haskins, VMI (4)     | 11 | 258 | 1,509 | 5.8  | 137.2 | 11 |
| 1995    | Thomas Haskins, VMI (8)     | 11 | 248 | 1,548 | 6.2  | 140.7 | 17 |
| 1996    | Thomas Haskins, VMI (5)     | 11 | 286 | 1,698 | 5.9  | 154.4 | 15 |
| 1997    | Roderick Russell, GSU (21)  | 11 | 215 | 1,171 | 5.4  | 106.5 | 11 |
| 1998    | Adrian Peterson, GSU (4)    | 11 | 257 | 1,932 | 7.5  | 175.6 | 25 |
| 1999    | Adrian Peterson, GSU (2)    | 11 | 248 | 1,807 | 7.3  | 164.3 | 28 |
| 2000    | Louis Ivory, FUR (1)        | 11 | 286 | 2,079 | 7.3  | 189.0 | 16 |
| 2001    | Louis Ivory, FUR (10)       | 11 | 251 | 1,492 | 5.9  | 135.6 | 19 |
| 2002    | Chaz Williams, GSU (20)     | 14 | 290 | 1,422 | 4.9  | 101.6 | 27 |
| 2003    | Jermaine Austin, GSU (9)    | 11 | 224 | 1,461 | 6.5  | 132.8 | 6  |
| 2004    | John Taylor, Elon (18)      | 10 | 247 | 1,069 | 4.3  | 106.9 | 10 |
| 2005    | Jermaine Austin, GSU (5)    | 12 | 233 | 1,546 | 6.6  | 128.8 | 14 |
| 2006    | Kevin Richardson, APP (18)  | 15 | 302 | 1,676 | 5.5  | 111.7 | 30 |
| 2007    | Jayson Foster, GSU (2)      | 11 | 261 | 1,844 | 7.1  | 167.6 | 24 |
| 2008    | Chris Evans, SAM (12)       | 11 | 260 | 1,284 | 4.9  | 116.7 | 14 |
| 2009    | Chris Evans, SAM (7)        | 11 | 241 | 1,152 | 4.8  | 104.7 | 7  |
| 2010    | Eric Breitenstein, WOF (5)  | 13 | 267 | 1,639 | 6.1  | 126.1 | 22 |
| 2011    | Eric Breitenstein, WOF (10) | 12 | 268 | 1,474 | 5.5  | 122.8 | 19 |
| 2012    | Eric Breitenstein, WOF (2)  | 13 | 290 | 2,035 | 7.0  | 156.5 | 19 |
| 2013    | Jerick McKinnon, GSU        | 10 | 161 | 1,050 | 6.5  | 105.0 | 12 |
| 2014    | Alex Lakes, MER (31)        | 12 | 200 | 1,107 | 5.5  | 92.2  | 17 |
| 2015    | Detrez Newsome, WCU (15)    | 11 | 190 | 1,109 | 5.8  | 110.8 | 9  |
| 2016    | Lorenzo Long, WOF (13)      | 14 | 294 | 1,424 | 4.8  | 101.7 | 18 |
| 2017    | Detrez Newsome, WCU (4)     | 9  | 178 | 1,100 | 6.2  | 122.2 | 9  |
| 2018    | Tyrie Adams, WCU (26)       | 11 | 194 | 1,006 | 5.2  | 91.5  | 10 |
| 2019    | Alex Ramsey, VMI (9)        | 12 | 266 | 1,326 | 5.0  | 110.5 | 22 |
| 2020-21 | Quay Holmes, ETSU (9)       | 6  | 122 | 640   | 5.2  | 106.7 | 8  |
| 2021    | Quay Holmes, ETSU (1)       | 13 | 265 | 1,553 | 5.9  | 119.5 | 17 |
| 2022    | Ailym Ford, UTC (7)         | 10 | 232 | 1,119 | 5.2  | 119.9 | 12 |
| 2023    | Jay Stanton, SAM            | 11 | 147 | 971   | 6.6  | 88.3  | 11 |

## PASSING YARDS PER GAME

| Year | Player, School     | G  | Com.-Att. | Pct. | Yards | YPG   | TD |
|------|--------------------|----|-----------|------|-------|-------|----|
| 1953 | Joe Lindsey, W&L   | 10 | 47-100    | .470 | 687   | 68.7  | 3  |
| 1954 | Freddy Wyant, WVU  | 9  | 40-97     | .412 | 563   | 62.6  | 4  |
| 1955 | Belton, DAV        | 9  | 60-130    | .462 | 839   | 93.2  | 5  |
| 1956 | Duke Johnston, VMI | 10 | 43-101    | .426 | 674   | 67.4  | 6  |
| 1957 | Bob Schwarze, CIT  | 10 | 52-100    | .520 | 920   | 92.0  | 4  |
| 1958 | Billy Holsclaw, VT | 10 | 70-127    | .551 | 1,013 | 101.3 | 9  |
| 1959 | Ed Hino, GW        | 9  | 79-185    | .427 | 997   | 110.8 | 3  |
| 1960 | Howard Dyer, VMI   | 10 | 87-168    | .518 | 1,222 | 122.2 | 8  |
| 1961 | Whaley, CIT        | 10 | 73-148    | .493 | 980   | 98.0  | 4  |
| 1962 | Jerry Yost, WVU    | 10 | 75-152    | .493 | 1,134 | 113.4 | 11 |
| 1963 | Merv Holland, GW   | 9  | 101-215   | .470 | 1,312 | 145.8 | 8  |
| 1964 | Allen McCune, WVU  | 10 | 60-99     | .606 | 911   | 91.1  | 10 |
| 1965 | Allen McCune, WVU  | 10 | 91-182    | .500 | 1,274 | 127.4 | 15 |
| 1966 | Jimmy Poole, DAV   | 9  | 156-260   | .600 | 1,685 | 187.2 | 12 |



#SoConFB

|         |                          |    |         |      |       |        |    |
|---------|--------------------------|----|---------|------|-------|--------|----|
| 1967    | Clyde Hewell, FUR        | 10 | 132-220 | .600 | 1,873 | 187.3  | 12 |
| 1968    | Gordon Slade, DAV        | 9  | 190-322 | .590 | 2,109 | 234.3  | 14 |
| 1969    | Charlie Richards, UR     | 10 | 175-356 | .492 | 2,556 | 255.6  | 21 |
| 1970    | Mark Thompson, DAV       | 10 | 179-352 | .509 | 2,202 | 220.2  | 4  |
| 1971    | Steve Regan, W&M         | 10 | 107-184 | .582 | 1,383 | 138.7  | 7  |
| 1972    | Scotty Shipp, DAV        | 10 | 149-286 | .521 | 1,845 | 184.5  | 9  |
| 1973    | Dave Harper, DAV         | 10 | 175-329 | .532 | 1,885 | 188.5  | 11 |
| 1974    | Harry Knight, UR         | 10 | 120-247 | .486 | 1,577 | 157.7  | 10 |
| 1975    | Mark Lambert, VMI        | 11 | 101-189 | .534 | 1,176 | 106.9  | 3  |
| 1976    | Marty Crosby, CIT        | 11 | 110-202 | .545 | 1,279 | 116.3  | 5  |
| 1977    | Mike Pusey, WCU          | 11 | 140-248 | .565 | 1,939 | 175.8  | 13 |
| 1978    | Mike Pusey, WCU          | 11 | 147-331 | .444 | 2,046 | 186.0  | 14 |
| 1979    | Steve Brown, APP         | 11 | 147-287 | .512 | 2,307 | 209.7  | 15 |
| 1980    | Steve Brown, APP         | 11 | 175-352 | .497 | 2,537 | 230.6  | 13 |
| 1981    | Randy Joyce, APP         | 10 | 157-275 | .571 | 1,871 | 187.1  | 9  |
| 1982    | Ronnie Mixon, WCU        | 11 | 146-299 | .488 | 2,002 | 182.0  | 6  |
| 1983    | Robert Hill, CIT         | 10 | 174-314 | .554 | 1,952 | 195.2  | 12 |
| 1984    | Carl Fodor, MAR          | 11 | 218-411 | .530 | 2,888 | 262.5  | 22 |
| 1985    | Kip Allen, CIT           | 11 | 231-417 | .554 | 2,478 | 225.3  | 16 |
| 1986    | Willie Perkins, WCU      | 11 | 185-361 | .540 | 2,265 | 205.9  | 8  |
| 1987    | Tony Petersen, MAR (22)  | 11 | 251-466 | .539 | 3,529 | 320.8  | 22 |
| 1988    | John Gregory, MAR        | 11 | 185-327 | .566 | 2,687 | 244.3  | 19 |
| 1989    | John Gregory, MAR        | 11 | 198-351 | .564 | 2,778 | 252.5  | 24 |
| 1990    | Michael Payton, MAR      | 11 | 199-350 | .569 | 2,409 | 219.0  | 12 |
| 1991    | Michael Payton, MAR (1)  | 9  | 143-216 | .662 | 2,333 | 259.2  | 19 |
| 1992    | Michael Payton, MAR (2)  | 11 | 200-313 | .639 | 2,788 | 253.5  | 26 |
| 1993    | Kenyon Earl, UTC         | 11 | 146-264 | .553 | 2,233 | 203.0  | 16 |
| 1994    | Todd Donnan, MAR (2)     | 11 | 182-288 | .632 | 2,403 | 218.5  | 28 |
| 1995    | Greg Ryan, ETSU (34)     | 11 | 229-387 | .592 | 2,473 | 224.17 | 24 |
| 1996    | Eric Kresser, MAR (5)    | 10 | 170-276 | .616 | 2,341 | 234.1  | 17 |
| 1997    | Bake Baker, APP          | 11 | 207-347 | .597 | 2,550 | 231.8  | 18 |
| 1998    | Brian Hampton, UTC       | 11 | 130-275 | .473 | 1,680 | 152.7  | 7  |
| 1999    | Chris Sanders, UTC (2)   | 11 | 297-490 | .606 | 3,539 | 321.7  | 27 |
| 2000    | Chris Sanders, UTC (2)   | 11 | 287-463 | .620 | 3,691 | 335.5  | 22 |
| 2001    | Joe Burchette, APP (40)  | 11 | 167-295 | .566 | 2,022 | 183.8  | 15 |
| 2002    | Jeff Klein, CIT (22)     | 12 | 203-378 | .537 | 2,561 | 213.4  | 17 |
| 2003    | Brian Gaither, WCU (28)  | 11 | 246-418 | .589 | 2,717 | 226.4  | 14 |
| 2004    | Richie Williams, APP (4) | 10 | 234-350 | .669 | 3,109 | 310.9  | 24 |
| 2005    | Ingle Martin, FUR (31)   | 14 | 212-349 | .607 | 2,959 | 211.4  | 20 |
| 2006    | Wes Pope, Elon (13)      | 11 | 228-375 | .608 | 2,572 | 233.8  | 16 |
| 2007    | Scott Riddle, Elon (1)   | 11 | 346-508 | .681 | 3,817 | 347.0  | 31 |
| 2008    | Scott Riddle, Elon (19)  | 12 | 263-427 | .616 | 2,871 | 239.2  | 24 |
| 2009    | Scott Riddle, Elon (7)   | 12 | 285-439 | .649 | 3,345 | 278.3  | 23 |
| 2010    | Scott Riddle, Elon (2)   | 10 | 274-405 | .677 | 3,231 | 323.1  | 28 |
| 2011    | Thomas Wilson, Elon (10) | 11 | 279-411 | .678 | 3,057 | 277.9  | 23 |
| 2012    | Thomas Wilson, Elon (10) | 11 | 248-379 | .654 | 3,149 | 286.3  | 25 |
| 2013    | Andy Summerlin, SAM (9)  | 13 | 300-478 | .628 | 3,640 | 280.0  | 26 |
| 2014    | Al Cobb, VMI (16)        | 12 | 269-438 | .614 | 2,971 | 247.6  | 20 |
| 2015    | Al Cobb, VMI (11)        | 10 | 238-389 | .611 | 2,736 | 273.6  | 14 |
| 2016    | Devlin Hodges, SAM (3)   | 12 | 375-530 | .707 | 4,008 | 340.7  | 36 |
| 2017    | Devlin Hodges, SAM (6)   | 12 | 347-528 | .657 | 3,983 | 331.9  | 31 |
| 2018    | Devlin Hodges, SAM (1)   | 11 | 388-550 | .705 | 4,283 | 389.4  | 32 |
| 2019    | Rreece Udinski, VMI (15) | 12 | 306-479 | .639 | 3,276 | 273.0  | 19 |
| 2020-21 | Liam Welch, SAM (4)      | 6  | 161-236 | .682 | 2,242 | 373.7  | 12 |
| 2021    | Liam Welch, SAM (7)      | 11 | 315-477 | .660 | 3,366 | 306.0  | 22 |
| 2022    | Fred Payton, MER (9)     | 11 | 216-325 | .665 | 3,019 | 274.5  | 32 |
| 2023    | Michael Hiers, SAM       | 11 | 313-434 | .713 | 3,056 | 277.8  | 18 |

RECEIVING YARDS PER GAME

| Year | Player, School        | G  | Catch | Yards | YPC  | YPG   | CPG | TD |
|------|-----------------------|----|-------|-------|------|-------|-----|----|
| 1953 | Richie Gaskell, GW    | 9  | 12    | 360   | 30.0 | 40.0  | 1.3 | 4  |
| 1954 | Larry Fones, W&M      | 10 | 21    | 300   | 14.3 | 30.0  | 2.1 | 0  |
| 1955 | Bill Gramley, DAV     | 9  | 22    | 331   | 15.0 | 36.8  | 2.4 | 1  |
| 1956 | Joe Kopnisky, WVU     | 10 | 19    | 295   | 15.5 | 29.5  | 1.9 | 1  |
| 1957 | Craig Wall, DAV       | 8  | 24    | 446   | 18.6 | 55.8  | 3.0 | 6  |
| 1958 | Ray Siminski, FUR     | 9  | 35    | 568   | 16.2 | 63.1  | 3.9 | 5  |
| 1959 | Dick Evans, VMI       | 10 | 35    | 698   | 19.9 | 69.8  | 3.5 | 9  |
| 1960 | Stinson Jones, VMI    | 10 | 26    | 394   | 15.2 | 39.4  | 2.6 | 2  |
| 1961 | John Hilton, UR       | 10 | 26    | 334   | 12.8 | 33.4  | 2.6 | 3  |
| 1962 | Steve Heckard, DAV    | 10 | 26    | 512   | 19.7 | 51.2  | 2.6 | 5  |
| 1963 | Paul Flowers, GW      | 9  | 22    | 453   | 20.6 | 50.3  | 2.4 | 3  |
| 1964 | John Hilton, UR       | 10 | 33    | 554   | 16.8 | 55.4  | 3.3 | 6  |
| 1965 | George Pearce, W&M    | 10 | 61    | 796   | 13.0 | 79.6  | 6.1 | 6  |
| 1966 | Chuck Albertson, W&M  | 10 | 67    | 792   | 11.8 | 79.2  | 6.7 | 4  |
| 1967 | Robbie Hahn, FUR      | 10 | 53    | 840   | 15.8 | 84.0  | 5.3 | 10 |
| 1968 | Mike Kelly, DAV       | 9  | 63    | 936   | 14.9 | 104.0 | 7.0 | 11 |
| 1969 | Walker Gillette, UR   | 10 | 57    | 1,090 | 19.1 | 109.0 | 5.7 | 11 |
| 1970 | Mike Mikolayunas, DAV | 10 | 87    | 1,128 | 13.0 | 112.8 | 8.7 | 8  |
| 1971 | Brian Baima, CIT      | 11 | 64    | 1,237 | 19.3 | 112.5 | 5.8 | 13 |
| 1972 | Walt Walker, DAV      | 11 | 62    | 1,031 | 16.6 | 93.7  | 5.6 | 8  |
| 1973 | Ronnie Moore, VMI     | 11 | 46    | 676   | 14.7 | 61.5  | 4.2 | 4  |
| 1974 | Gary Pomeroy, DAV     | 9  | 81    | 747   | 9.2  | 83.0  | 9.0 | 4  |

|         |                            |    |     |       |      |       |      |    |
|---------|----------------------------|----|-----|-------|------|-------|------|----|
| 1975    | Ronnie Moore, VMI          | 11 | 47  | 661   | 14.1 | 60.1  | 4.3  | 1  |
| 1976    | Tommy Southard, FUR        | 11 | 39  | 510   | 13.1 | 46.4  | 3.5  | 2  |
| 1977    | Wayne Tolleson, WCU        | 11 | 73  | 1,101 | 15.1 | 100.1 | 6.6  | 7  |
| 1978    | Gerald Harp, WCU           | 11 | 62  | 1,145 | 18.5 | 104.1 | 5.6  | 11 |
| 1979    | Rick Beasley, APP          | 11 | 74  | 1,205 | 16.3 | 109.5 | 6.7  | 12 |
| 1980    | Rick Beasley, APP          | 10 | 44  | 948   | 21.5 | 94.8  | 4.4  | 7  |
| 1981    | Jeff Dean, WCU             | 11 | 60  | 839   | 14.0 | 76.3  | 5.5  | 2  |
| 1982    | Eric Rasheed, WCU          | 10 | 38  | 624   | 16.4 | 62.4  | 3.8  | 3  |
| 1983    | Eric Rasheed, WCU (8)      | 11 | 68  | 818   | 12.0 | 74.4  | 6.2  | 8  |
| 1984    | Eric Rasheed, WCU (17)     | 11 | 64  | 1,091 | 17.0 | 99.2  | 5.8  | 7  |
| 1985    | Chas Fox, FUR              | 9  | 34  | 649   | 19.1 | 72.1  | 3.8  | 11 |
| 1986    | Mike Barber, MAR (10)      | 11 | 64  | 1,180 | 18.4 | 107.3 | 5.8  | 7  |
| 1987    | Mike Barber, MAR (1)       | 11 | 78  | 1,237 | 15.9 | 112.5 | 7.1  | 7  |
| 1988    | Mark Stock, VMI (3)        | 11 | 74  | 1,161 | 15.7 | 105.5 | 6.7  | 9  |
| 1989    | Andre Motley, MAR (18)     | 11 | 59  | 908   | 15.4 | 82.5  | 5.4  | 9  |
| 1990    | Andre Motley, MAR          | 11 | 48  | 755   | 15.7 | 68.6  | 4.4  | 3  |
| 1991    | Brian Dowler, MAR          | 11 | 48  | 946   | 19.7 | 86.0  | 4.4  | 10 |
| 1992    | Troy Brown, MAR (5)        | 11 | 67  | 1,109 | 16.6 | 100.8 | 6.1  | 11 |
| 1993    | Jeff Johnson, ETSU (9)     | 11 | 69  | 915   | 13.3 | 83.2  | 6.3  | 11 |
| 1994    | Jeff Johnson, ETSU (1)     | 9  | 73  | 857   | 11.7 | 95.2  | 8.1  | 8  |
| 1995    | David Patten, WCU (7)      | 10 | 59  | 887   | 15.0 | 88.7  | 5.9  | 7  |
| 1996    | Randy Moss, MAR (T27)      | 11 | 55  | 1,073 | 19.5 | 97.5  | 5.0  | 19 |
| 1997    | B.J. Adigun, ETSU (2)      | 11 | 68  | 1,389 | 20.4 | 126.3 | 6.2  | 12 |
| 1998    | Lamar Cooper, ETSU (8)     | 9  | 44  | 950   | 21.6 | 105.6 | 4.9  | 8  |
| 1999    | Cos DeMatteo, UTC (10)     | 11 | 76  | 977   | 12.9 | 71.6  | 6.9  | 11 |
| 2000    | Cos DeMatteo, UTC (13)     | 10 | 75  | 971   | 12.9 | 91.7  | 7.5  | 11 |
| 2001    | Cecil Moore, ETSU (31)     | 11 | 57  | 908   | 15.9 | 82.5  | 5.2  | 5  |
| 2002    | Scooter Johnson, CIT (34)  | 12 | 69  | 950   | 13.8 | 79.2  | 5.8  | 7  |
| 2003    | Alonzo Nix, UTC (23)       | 12 | 90  | 1,060 | 11.8 | 88.3  | 7.5  | 7  |
| 2004    | DaVon Fowlkes, APP (1)     | 11 | 103 | 1,618 | 15.7 | 147.1 | 9.4  | 14 |
| 2005    | Michael Mayers, Elon (74)  | 11 | 41  | 632   | 15.4 | 57.5  | 3.7  | 4  |
| 2006    | Terrell Hudgins, Elon (2)  | 10 | 69  | 1,027 | 14.9 | 102.7 | 6.9  | 8  |
| 2007    | Terrell Hudgins, Elon (1)  | 11 | 117 | 1,474 | 12.6 | 134.0 | 10.6 | 18 |
| 2008    | Andre Roberts, CIT (4)     | 12 | 95  | 1,334 | 14.0 | 111.2 | 7.9  | 14 |
| 2009    | Terrell Hudgins, Elon (1)  | 12 | 123 | 1,633 | 13.3 | 136.1 | 10.3 | 16 |
| 2010    | Joel Bradford, UTC (2)     | 11 | 81  | 1,284 | 15.9 | 116.7 | 7.8  | 8  |
| 2011    | Aaron Mellette, Elon (1)   | 11 | 113 | 1,639 | 14.5 | 149.0 | 10.3 | 12 |
| 2012    | Aaron Mellette, Elon (3)   | 11 | 97  | 1,398 | 14.4 | 127.1 | 8.8  | 18 |
| 2013    | Tony Washington, APP       | 12 | 64  | 939   | 14.7 | 78.2  | 5.3  | 4  |
| 2014    | Karel Hamilton, SAM (29)   | 11 | 55  | 877   | 15.9 | 79.7  | 5.0  | 6  |
| 2015    | Karel Hamilton, SAM (22)   | 10 | 75  | 880   | 11.7 | 88.0  | 7.5  | 4  |
| 2016    | Karel Hamilton, SAM (2)    | 11 | 111 | 1,389 | 12.5 | 126.3 | 10.1 | 14 |
| 2017    | Kelvin McKnight, SAM (8)   | 11 | 86  | 1,179 | 13.7 | 107.2 | 7.8  | 12 |
| 2018    | Kelvin McKnight, SAM (3)   | 11 | 100 | 1,453 | 14.5 | 132.1 | 9.1  | 9  |
| 2019    | Jakob Herres, VMI (20)     | 12 | 72  | 1,091 | 15.2 | 90.9  | 6.0  | 8  |
| 2020-21 | Jakob Herres, VMI (1)      | 8  | 80  | 978   | 12.2 | 122.2 | 10.0 | 8  |
| 2021    | Raphael Williams, WCU (19) | 11 | 73  | 959   | 13.1 | 87.2  | 6.6  | 9  |
| 2022    | Ty James, MER (5)          | 11 | 52  | 1,105 | 21.2 | 100.5 | 4.7  | 13 |
| 2023    | Chamdler Smith, SAM        | 11 | 73  | 880   | 12.0 | 80.0  | 6.6  | 5  |

SCORING

| Year | Player, School          | G  | TD | XP | FG | PTS | PPG  |
|------|-------------------------|----|----|----|----|-----|------|
| 1953 | Johnny Mapp, VMI        | 10 | 13 | 0  | 0  | 78  | 7.8  |
| 1954 | John Popson, FUR        | 10 | 9  | 0  | 0  | 54  | 5.4  |
| 1955 | Bob Moss, WVU           | 10 | 10 | 0  | 0  | 60  | 6.0  |
| 1956 | Bobby Jordan, VMI       | 10 | 8  | 7  | 0  | 55  | 5.5  |
| 1957 | Bobby Jordan, VMI       | 10 | 9  | 1* | 0  | 56  | 5.6  |
| 1958 | Mel Reight, WVU         | 10 | 8  | 10 | 0  | 58  | 5.8  |
| 1959 | Alger Pugh, VT          | 10 | 11 | 0  | 0  | 66  | 6.6  |
| 1960 | Howard Dyer, VMI        | 10 | 12 | 0  | 0  | 72  | 7.2  |
| 1961 | Earl Stoudt, UR         | 10 | 9  | 10 | 1  | 67  | 6.7  |
| 1962 | Bill Davis, VMI         | 10 | 6  | 2* | 0  | 40  | 4.0  |
| 1963 | Sonny Utz, VT           | 10 | 10 | 0  | 0  | 60  | 6.0  |
| 1964 | Sonny Utz, VT           | 10 | 11 | 0  | 0  | 66  | 6.6  |
| 1965 | Dave Alexander, ECU     | 9  | 16 | 0  | 0  | 96  | 10.7 |
| 1966 | Ned Carr, W&M           | 10 | 10 | 1* | 0  | 62  | 6.2  |
| 1967 | Butch Colson, ECU       | 10 | 15 | 1* | 0  | 92  | 9.2  |
| 1968 | Mike Kelly, DAV         | 9  | 11 | 0  | 0  | 66  | 7.3  |
| 1969 | George Hannen, DAV      | 10 | 11 | 2* | 0  | 70  | 7.0  |
| 1970 | Steve Crislip, FUR      | 11 | 10 | 1* | 0  | 62  | 5.6  |
| 1971 | Brian Baima, CIT        | 11 | 13 | 0  | 0  | 78  | 7.1  |
| 1972 | Carlester Crumpler, ECU | 11 | 17 | 0  | 0  | 102 | 9.3  |
| 1973 | Barty Smith, UR         | 10 | 14 | 0  | 0  | 84  | 8.4  |
| 1974 | John Gerdelman, W&M     | 11 | 10 | 0  | 0  | 60  | 5.5  |
| 1975 | Gary Davis, APP         | 11 | 0  | 36 | 15 | 81  | 7.4  |
| 1976 | Pete Conaty, ECU        | 11 |    |    |    |     |      |

# ANNUAL INDIVIDUAL LEADERS



ETSU's Quay Holmes led the SoCon in all-purpose yards in consecutive seasons, ranking in the top six in the nation both times.

|         |                              |    |    |    |    |     |      |
|---------|------------------------------|----|----|----|----|-----|------|
| 1983    | Stanford Jennings, FUR (8)   | 11 | 15 | 0  | 0  | 90  | 8.2  |
| 1984    | Eddie Maddox, WCU (T9)       | 10 | 13 | 0  | 0  | 78  | 7.8  |
| 1985    | Chas Fox, FUR                | 9  | 13 | 4  | 0  | 82  | 9.1  |
| 1986    | John Settle, APP (4)         | 11 | 20 | 0  | 0  | 120 | 10.9 |
| 1987    | Kirk Roach, WCU (T21)        | 11 | 0  | 22 | 19 | 79  | 7.2  |
| 1988    | Gene Brown, CIT (9)          | 10 | 15 | 0  | 0  | 90  | 9.0  |
| 1989    | George Searcy, ETSU (2)      | 10 | 18 | 0  | 0  | 108 | 10.8 |
| 1990    | Carl Tremble, FUR (12)       | 11 | 15 | 0  | 0  | 90  | 8.2  |
| 1991    | Andrew Burr, FUR (12)        | 11 | 0  | 45 | 14 | 87  | 7.9  |
| 1992    | Troy Brown, MAR (T20)        | 11 | 13 | 1* | 0  | 80  | 7.3  |
|         | David Merrick, MAR           | 11 | 0  | 53 | 9  | 80  | 7.3  |
| 1993    | Chris Parker, MAR (T9)       | 15 | 24 | 0  | 0  | 144 | 9.6  |
| 1994    | Chris Parker, MAR (1)        | 14 | 24 | 1* | 0  | 146 | 10.4 |
| 1995    | Thomas Haskins, VMI (8)      | 11 | 17 | 1* | 0  | 106 | 9.6  |
| 1996    | Randy Moss, MAR (6)          | 14 | 28 | 0  | 0  | 174 | 11.6 |
| 1997    | Greg Hill, GSU (T26)         | 13 | 18 | 0  | 0  | 108 | 8.3  |
| 1998    | Adrian Peterson, GSU (2)     | 15 | 35 | 0  | 0  | 210 | 14.0 |
| 1999    | Adrian Peterson, GSU (1)     | 15 | 41 | 1* | 0  | 248 | 16.5 |
| 2000    | Matt Vick, UTC (16)          | 11 | 0  | 31 | 22 | 97  | 8.8  |
| 2001    | Louis Ivory, FUR (7)         | 11 | 19 | 0  | 0  | 114 | 10.4 |
| 2002    | Chaz Williams, GSU (3)       | 14 | 27 | 0  | 0  | 162 | 11.6 |
| 2003    | Danny Marshall, FUR (40)     | 11 | 0  | 31 | 16 | 79  | 7.2  |
| 2004    | Chaz Williams, GSU (1)       | 12 | 25 | 1* | 0  | 152 | 12.7 |
| 2005    | Jayson Foster, GSU (3)       | 12 | 21 | 0  | 0  | 126 | 10.5 |
| 2006    | Kevin Richardson, APP (2)    | 15 | 31 | 0  | 0  | 186 | 12.4 |
| 2007    | Jayson Foster, GSU (3)       | 11 | 24 | 2* | 0  | 148 | 13.5 |
| 2008    | Dane Romero, WOF (4)         | 12 | 23 | 0  | 0  | 138 | 11.5 |
| 2009    | Armanti Edwards, APP (10)    | 12 | 18 | 0  | 0  | 109 | 9.0  |
| 2010    | Eric Breitenstein, WOF (4)   | 13 | 22 | 0  | 0  | 132 | 10.2 |
| 2011    | Eric Breitenstein, WOF (5)   | 12 | 19 | 0  | 0  | 114 | 9.5  |
| 2012    | Aaron Mellette, Elon (5)     | 11 | 18 | 0  | 0  | 108 | 9.8  |
| 2013    | Marcus Cox, APP              | 12 | 21 | 0  | 0  | 126 | 10.5 |
| 2014    | Denzel Williams, SAM (18)    | 11 | 16 | 0  | 0  | 96  | 8.7  |
| 2015    | Anthony Pistelli, SAM (7)    | 11 | 0  | 41 | 20 | 101 | 9.2  |
| 2016    | Detrez Newsome, WCU (11)     | 11 | 15 | 0  | 0  | 92  | 8.4  |
| 2017    | Antonio Wilcox, FUR (33)     | 13 | 15 | 0  | 0  | 90  | 6.9  |
|         | Andre Stoddard, WOF (33)     | 13 | 15 | 0  | 0  | 90  | 6.9  |
| 2018    | Mitchell Fineran, SAM (19)   | 11 | 0  | 50 | 13 | 89  | 8.1  |
| 2019    | Alex Ramsey, VMI (3)         | 12 | 22 | 2* | 0  | 134 | 11.2 |
| 2020-21 | Mitchell Fineran, SAM (5)    | 7  | 0  | 32 | 15 | 77  | 11.0 |
| 2021    | Montrell Washington, SAM (4) | 11 | 18 | 0  | 0  | 108 | 9.8  |
| 2022    | Devron Harper, MER (13)      | 11 | 16 | 0  | 0  | 96  | 8.7  |
|         | Jacob Saylor, ETSU (13)      | 11 | 16 | 0  | 0  | 96  | 8.7  |
| 2023    | Richa McCollum, WCU          | 11 | 0  | 51 | 14 | 90  | 8.2  |

\*2-point conversions

### ALL-PURPOSE YARDAGE

| Year | Player, School                 | G  | Rush-Rec. | PR-KR   | Yards | YPG   |
|------|--------------------------------|----|-----------|---------|-------|-------|
| 1970 | Phil Mosser, W&M               | 11 | 1,286-139 | 0-447   | 1,872 | 170.2 |
| 1971 | Phil Mosser, W&M               | 10 | 885-212   | 0-617   | 1,714 | 171.4 |
| 1972 | Carlester Crumpler, ECU        | 11 | 1,309-4   | 0-185   | 1,498 | 136.2 |
| 1973 | Ronnie Moore, VMI              | 11 | 78-676    | 164-378 | 1,296 | 117.8 |
| 1974 | Andrew Johnson, CIT            | 11 | 1,373-440 | 0-0     | 1,813 | 164.8 |
| 1975 | Emmitt Hamilton, APP           | 11 | 844-291   | 0-49    | 1,184 | 107.6 |
| 1976 | Jim Kruis, W&M                 | 11 | 1,164-27  | 0-17    | 1,208 | 109.8 |
| 1977 | Ray Crisp, MAR                 | 11 | 6-594     | 173-772 | 1,545 | 140.5 |
| 1978 | Gerald Harp, WCU               | 11 | 46-1,145  | 5-361   | 1,557 | 141.5 |
| 1979 | Floyd Allen, VMI               | 11 | 1,249-169 | 3-30    | 1,451 | 131.9 |
| 1980 | Stump Mitchell, CIT            | 11 | 1,647-57  | 0-0     | 1,704 | 154.9 |
| 1981 | Stanford Jennings, FUR         | 11 | 1,168-183 | 0-0     | 1,351 | 122.8 |
| 1982 | Jerry Butler, ETSU             | 11 | 644-72    | 79-544  | 1,339 | 121.7 |
| 1983 | Stanford Jennings, FUR (15)    | 11 | 1,260-306 | 0-0     | 1,566 | 142.4 |
| 1984 | Eric Rasheed, WCU (7)          | 11 | 19-1,091  | 0-437   | 1,547 | 140.6 |
| 1985 | John Settle, APP (18)          | 11 | 1,340-77  | 0-0     | 1,417 | 128.8 |
| 1986 | John Settle, APP (6)           | 11 | 1,661-117 | 0-78    | 1,856 | 168.7 |
| 1987 | Ron Darby, MAR (10)            | 11 | 1,020-159 | 0-437   | 1,616 | 146.9 |
| 1988 | Otis Washington, WCU (1)       | 11 | 66-907    | 0-1113  | 2,086 | 189.6 |
| 1989 | George Searcy, ETSU (5)        | 10 | 1,324-343 | 0-0     | 1,667 | 166.7 |
| 1990 | Derrick Hollins, ETSU          | 11 | 935-276   | 0-90    | 1,301 | 118.3 |
| 1991 | Chip Hooks, APP                | 10 | 1,062-270 | 0-0     | 1,332 | 133.2 |
| 1992 | Troy Brown, MAR (3)            | 11 | 155-1,109 | 101-482 | 1,847 | 167.9 |
| 1993 | Chris Parker, MAR (7)          | 11 | 1,370-292 | 0-133   | 1,795 | 163.2 |
| 1994 | Thomas Haskins, VMI (6)        | 11 | 1,509-50  | 0-464   | 2,023 | 183.9 |
| 1995 | Thomas Haskins, VMI (6)        | 11 | 1,548-33  | 0-553   | 2,134 | 194.0 |
| 1996 | Thomas Haskins, VMI (7)        | 11 | 1,698-66  | 216-112 | 2,092 | 190.2 |
| 1997 | Anthony Stringfield, ETSU (22) | 11 | 7-638     | 332-584 | 1,547 | 140.6 |
| 1998 | Adrian Peterson, GSU (7)       | 11 | 1,932-33  | 0-0     | 1,965 | 178.6 |
| 1999 | Adrian Peterson, GSU (5)       | 11 | 1,807-163 | 0-0     | 1,970 | 179.1 |
| 2000 | Louis Ivory, FUR (3)           | 11 | 2,079-14  | 0-0     | 2,093 | 190.3 |
| 2001 | Louis Ivory, FUR (24)          | 11 | 1,492-80  | 0-0     | 1,572 | 142.9 |
| 2002 | Jeremy Grier, UTC (37)         | 10 | 5-521     | 0-682   | 1,208 | 120.8 |

|         |                              |    |           |         |       |       |
|---------|------------------------------|----|-----------|---------|-------|-------|
| 2003    | Jermaine Austin, GSU (31)    | 11 | 1,461-8   | 0-0     | 1,469 | 133.5 |
| 2004    | DaVon Fowlkes, APP (1)       | 11 | 82-1,618  | 194-419 | 2,313 | 210.3 |
| 2005    | Kevin Richardson, APP (18)   | 15 | 266-1,433 | 52-588  | 2,021 | 135.9 |
| 2006    | Tory Cooper, CIT (21)        | 11 | 807-247   | 89-305  | 1,448 | 131.6 |
| 2007    | Mike Malone, WCU (4)         | 11 | 563-197   | 0-1,383 | 2,143 | 194.8 |
| 2008    | Andre Roberts, CIT (14)      | 12 | 94-1,334  | 461-19  | 1,908 | 159.0 |
| 2009    | Terrell Hudgins, Elon (17)   | 12 | 0-1,633   | 0-0     | 1,633 | 136.1 |
| 2010    | Brian Sutherland, UTC (11)   | 11 | 180-729   | 0-941   | 1,823 | 165.7 |
| 2011    | Fabian Truss, SAM (4)        | 10 | 847-137   | 0-790   | 1,774 | 177.4 |
| 2012    | Fabian Truss, SAM (3)        | 11 | 1,063-291 | 0-624   | 1,978 | 179.8 |
| 2013    | Fabian Truss, SAM (3)        | 12 | 877-295   | 295-738 | 2,205 | 183.8 |
| 2014    | Chandler Curtis, MER (43)    | 12 | 92-564    | 271-506 | 1,433 | 119.4 |
| 2015    | Detrez Newsome, WCU (6)      | 11 | 1,109-281 | 0-389   | 1,779 | 161.7 |
| 2016    | Detrez Newsome, WCU (1)      | 11 | 1,031-342 | 0-970   | 2,343 | 213.0 |
| 2017    | Detrez Newsome, WCU (1)      | 9  | 1,100-205 | 0-231   | 1,536 | 170.7 |
| 2018    | Kelvin McKnight, SAM (8)     | 11 | 0-1,453   | 188-0   | 1,641 | 149.2 |
| 2019    | Quay Holmes, ETSU (6)        | 12 | 1,143-134 | 0-628   | 1,905 | 158.8 |
| 2020-21 | Quay Holmes, ETSU (2)        | 6  | 640-55    | 0-399   | 1,094 | 182.3 |
| 2021    | Montrell Washington, SAM (1) | 11 | 140-813   | 243-742 | 1,938 | 176.2 |
| 2022    | Devron Harper, MER (4)       | 11 | 199-987   | 169-523 | 1,878 | 170.7 |
| 2023    | Devron Harper, MER           | 13 | 185-513   | 33-50   | 1,536 | 118.2 |

### KICKOFF RETURNS

| Year | Player, School       | No | Yards | Avg. |
|------|----------------------|----|-------|------|
| 1958 | Pete Johnson, VMI    | 8  | 251   | 31.4 |
| 1959 | Alger Pugh, VT       | 12 | 305   | 25.4 |
| 1960 | Roger Hale, W&M      | 14 | 321   | 22.9 |
| 1961 | Dick Drummond, GW    | 8  | 330   | 41.3 |
| 1962 | Eddie Taylor, CIT    | 18 | 377   | 20.9 |
| 1963 | Dick Drummond, GW    | 16 | 403   | 25.2 |
| 1964 | Chuck Albertson, W&M | 15 | 329   | 21.9 |
| 1965 | Garrett Ford, WVU    | 13 | 353   | 27.2 |
| 1966 | Jim McMillan, CIT    | 21 | 435   | 20.7 |
| 1967 | Jim Burg, VMI        | 20 | 424   | 21.2 |
| 1968 | Steve Brackett, CIT  | 20 | 397   | 19.9 |
| 1969 | Bob Duncan, CIT      | 14 | 288   | 20.6 |
| 1970 | Steve Crislip, FUR   | 15 | 438   | 29.2 |
| 1971 | Phil Mosser, W&M     | 26 | 617   | 23.7 |
| 1972 | Doug Gerhart, W&M    | 12 | 355   | 29.5 |
| 1973 | Dick Pawlewicz, W&M  | 24 | 584   | 24.3 |
| 1974 | Dick Pawlewicz, W&M  | 15 | 426   | 28.4 |
| 1975 | Ronnie Moore, VMI    | 8  | 230   | 28.8 |
| 1976 | Jimmy Kiser, FUR     | 14 | 333   | 23.8 |
| 1977 | Tony Ball, UTC       | 13 | 473   | 36.4 |
| 1978 | Charles Fowler, APP  | 21 | 555   | 26.4 |
| 1979 | Danny Miller, CIT    | 15 | 383   | 25.5 |
| 1980 | Ronnie Horton, ETSU  | 30 | 734   | 24.5 |
| 1981 | Mark Bridgman, FUR   | 15 | 368   | 24.5 |

SOCONSPORTS.COM



|         |                            |    |       |      |
|---------|----------------------------|----|-------|------|
| 1982    | Jerry Butler, ETSU (5)     | 21 | 544   | 25.9 |
| 1983    | Danny Abercrombie, MAR (4) | 20 | 535   | 26.7 |
| 1984    | Danny Abercrombie, MAR     | 10 | 272   | 27.2 |
| 1985    | Mark Rudder, FUR (13)      | 22 | 499   | 22.7 |
| 1986    | Ron Darby, MAR             | 14 | 327   | 23.4 |
| 1987    | Keith Isom, APP            | 19 | 489   | 25.7 |
| 1988    | Albert Burt, ETSU (8)      | 22 | 568   | 25.8 |
| 1989    | Shoun Habersham, UTC (10)  | 22 | 554   | 25.2 |
| 1990    | Daryl Rogers, FUR          | 11 | 260   | 23.6 |
| 1991    | Jerry Ellison, UTC (5)     | 13 | 368   | 28.3 |
|         | Troy Brown, MAR            | 12 | 468   | 39.0 |
| 1992    | Kerry Hayes, WCU (7)       | 20 | 545   | 27.3 |
| 1993    | Kerry Hayes, WCU (2)       | 16 | 584   | 36.5 |
| 1994    | Thomas Haskins, VMI (5)    | 15 | 464   | 30.9 |
| 1995    | Josh Cole, FUR (1)         | 17 | 546   | 32.1 |
| 1996    | Randy Moss, MAR (1)        | 14 | 484   | 34.6 |
| 1997    | Stefpon Hawkins, UTC (3)   | 15 | 407   | 27.1 |
| 1998    | Tyron Berrian, FUR (12)    | 17 | 461   | 27.1 |
| 1999    | Des Kitchings, FUR         | 12 | 441   | 36.8 |
| 2000    | Richard Holland, VMI (1)   | 19 | 628   | 33.1 |
| 2001    | Brian Bratton, FUR (1)     | 14 | 521   | 37.2 |
| 2002    | Bud Pough, CIT (10)        | 18 | 487   | 27.1 |
| 2003    | Lewis Barr, GSU (3)        | 20 | 598   | 29.9 |
| 2004    | DaVon Fowlkes, APP (36)    | 18 | 419   | 23.3 |
| 2005    | Mike Malone, WCU (2)       | 17 | 532   | 31.3 |
| 2006    | Michael Mayers, Elon (10)  | 16 | 408   | 25.5 |
| 2007    | Michael Mayers, Elon (7)   | 30 | 863   | 28.8 |
| 2008    | Bo Williamson, Elon (21)   | 15 | 380   | 25.3 |
| 2009    | Stephon Shelton, WOF (13)  | 22 | 568   | 25.8 |
| 2010    | Laron Scott, GSU (20)      | 44 | 1,161 | 26.4 |
| 2011    | Laron Scott, GSU (3)       | 34 | 1,040 | 30.6 |
| 2012    | Jerodis Williams, FUR (1)  | 16 | 574   | 35.9 |
| 2013    | Fabian Truss, SAM (2)      | 23 | 738   | 32.1 |
| 2014    | Chandler Curtis, MER (4)   | 17 | 506   | 29.8 |
| 2015    | K'rondis Larry, SAM (31)   | 23 | 565   | 24.6 |
| 2016    | Detrez Newsome, WCU (28)   | 40 | 970   | 24.2 |
| 2017    | Thomas Gordon, FUR (12)    | 14 | 353   | 25.2 |
| 2018    | Dejuan Bell, FUR (22)      | 10 | 489   | 25.7 |
| 2019    | Korey Bridy, VMI (5)       | 32 | 887   | 27.7 |
| 2020-21 | T.J. Luther, WOF (1)       | 6  | 179   | 29.8 |
| 2021    | Calvin Jones, WCU (2)      | 19 | 590   | 31.1 |
| 2022    | Devron Harper, MER (8)     | 18 | 523   | 29.1 |
| 2023    | Devron Harper, MER         | 22 | 503   | 22.9 |

### PUNT RETURNS

| Year | Player, School           | No. | Yards | Avg. |
|------|--------------------------|-----|-------|------|
| 1964 | Billy Cline, ECU         | 19  | 175   | 9.2  |
| 1965 | Eddie Willis, VMI        | 24  | 349   | 14.5 |
| 1966 | John Mallory, WVU        | 17  | 254   | 14.9 |
| 1967 | John Mallory, WVU        | 36  | 453   | 12.6 |
| 1968 | Kerr Kump, VMI           | 32  | 327   | 10.2 |
| 1969 | George Hannen, DAV       | 21  | 471   | 22.4 |
| 1970 | Jeff Varnadoe, CIT       | 31  | 406   | 13.1 |
| 1971 | Jeff Varnadoe, CIT       | 33  | 455   | 13.8 |
| 1972 | Dave Ingold, DAV         | 8   | 154   | 19.3 |
| 1973 | Vince Perone, FUR        | 20  | 240   | 12.0 |
| 1974 | Devon Ford, APP          | 35  | 568   | 16.2 |
| 1975 | Devon Ford, APP          | 21  | 260   | 12.4 |
| 1976 | Gerald Hall, ECU         | 26  | 302   | 11.6 |
| 1977 | Kenny Mitchell, UTC      | 20  | 280   | 14.0 |
| 1978 | Kenny Mitchell, UTC      | 24  | 242   | 10.1 |
| 1979 | Gary Parris, UTC         | 13  | 91    | 7.0  |
| 1980 | Gary Woodburn, UTC       | 13  | 153   | 11.8 |
| 1981 | Jerry Butler, ETSU       | 15  | 169   | 11.3 |
| 1982 | David McCrary, UTC (5)   | 24  | 285   | 11.9 |
| 1983 | David McCrary, UTC (11)  | 35  | 385   | 11.0 |
| 1984 | Chas Fox, FUR (15)       | 25  | 277   | 11.1 |
| 1985 | David McCrary, UTC (6)   | 28  | 339   | 12.1 |
| 1986 | Jerome Norris, FUR       | 18  | 152   | 8.4  |
| 1987 | Rodney Landreth, ETSU    | 23  | 179   | 7.8  |
| 1988 | Mark Stock, VMI          | 30  | 260   | 8.7  |
| 1989 | Anthony Smith, APP       | 20  | 239   | 12.0 |
| 1990 | Ricardo Clark, MAR       | 41  | 366   | 8.9  |
| 1991 | Troy Brown, MAR (2)      | 24  | 354   | 14.8 |
| 1992 | Kerry Hayes, WCU (5)     | 16  | 231   | 14.4 |
| 1993 | Dexter Dawson, GSU (13)  | 32  | 366   | 11.4 |
| 1994 | Timmy Williams, VMI (16) | 17  | 203   | 11.9 |
| 1995 | Dexter Dawson, GSU (3)   | 19  | 284   | 15.0 |
| 1996 | Stefpon Hawkins, UTC     | 14  | 268   | 19.1 |
| 1997 | Tony Young, WOF (9)      | 12  | 168   | 14.0 |
| 1998 | Corey Joyner, GSU        | 17  | 253   | 14.9 |
| 1999 | Keyandre Fenn, ETSU (10) | 14  | 196   | 14.0 |

|         |                              |    |     |      |
|---------|------------------------------|----|-----|------|
| 2000    | Teray Frost, VMI             | 17 | 225 | 13.2 |
| 2001    | Cecil Moore, ETSU            | 13 | 169 | 13.0 |
| 2002    | Bear Rinehart, FUR (5)       | 17 | 253 | 14.9 |
| 2003    | DaVon Fowlkes, APP (31)      | 26 | 279 | 10.7 |
| 2004    | Teddy Craft, GSU (20)        | 17 | 193 | 11.4 |
| 2005    | Dwayne Ijames, Elon (39)     | 21 | 185 | 8.8  |
| 2006    | Dexter Jackson, APP (14)     | 30 | 369 | 12.3 |
| 2007    | Jordan Hazard, UTC (12)      | 18 | 231 | 12.8 |
| 2008    | Andre Roberts, CIT (1)       | 24 | 461 | 19.2 |
| 2009    | Andre Roberts, CIT (6)       | 14 | 217 | 15.5 |
| 2010    | Greg Adams, CIT (45)         | 22 | 158 | 7.2  |
| 2011    | Riley Hawkins, SAM           | 12 | 133 | 11.1 |
| 2012    | Riley Hawkins, SAM (14)      | 26 | 276 | 10.6 |
| 2013    | Fabian Truss, SAM (4)        | 20 | 295 | 14.8 |
| 2014    | Tommy Hudson, UTC (28)       | 16 | 145 | 9.1  |
| 2015    | Dane Forlines, VMI (5)       | 15 | 194 | 7.4  |
| 2016    | Deandre Schoultz, CIT (10)   | 29 | 345 | 11.9 |
| 2017    | Brandon Dowdell, UTC (6)     | 13 | 164 | 12.6 |
| 2018    | Daquan Patten, WCU (25)      | 11 | 124 | 8.9  |
| 2019    | Montrell Washington, SAM (1) | 15 | 328 | 21.9 |
| 2020-21 | Alijah Huzzie, ETSU (5)      | 9  | 124 | 13.8 |
| 2021    | Montrell Washington, SAM (2) | 14 | 243 | 17.4 |
| 2022    | AJ Colombo, WCU              | 13 | 85  | 6.5  |
| 2023    | Devron Harper, MER           | 27 | 371 | 13.7 |

### INTERCEPTIONS


| Year | Player, School             | No. | Yards |
|------|----------------------------|-----|-------|
| 1959 | Alger Pugh, VT             | 5   | 103   |
|      | Ed Hino, GW                | 5   | 14    |
| 1960 | Duncan Morton, DAV         | 4   | 18    |
|      | Johnny Watkins, VT         | 4   | 210   |
| 1961 | Tony Carmignani, FUR       | 6   | 123   |
| 1962 | Joe Cannarella, CIT        | 6   | 49    |
| 1963 | Dick Kern, W&M             | 8   | 116   |
| 1964 | Lavern Barrs, FUR          | 6   | 22    |
| 1965 | Bobby Ellis, ECU           | 5   | 67    |
|      | Todd Hicks, ECU            | 5   | 55    |
| 1966 | Bobby Ellis, ECU           | 7   | 41    |
| 1967 | Kerr Kump, VMI             | 7   | 160   |
| 1968 | Steve Garrett, ECU         | 6   | 54    |
|      | Whit Morrow, DAV           | 6   | 75    |
| 1969 | Jimmy King, CIT            | 6   | 79    |
| 1970 | Jeff Varnadoe, CIT         | 9   | 251   |
| 1971 | Mike Fabian, FUR           | 5   | 62    |
|      | Jack Patterson, ECU        | 5   | 40    |
|      | Paul Scolaro, W&M          | 5   | 9     |
| 1972 | Vince Perone, FUR          | 10  | 70    |
| 1973 | Jim Bolding, ECU           | 7   | 84    |
| 1974 | Curtis Boyd, FUR           | 6   | 105   |
| 1975 | Jim Bolding, ECU           | 10  | 51    |
| 1976 | Gerald Hall, ECU           | 6   | 153   |
| 1977 | Kevin White, CIT           | 7   | 102   |
| 1978 | Russ Huesman, UTC          | 4   | 72    |
| 1979 | Al McCloud, UTC            | 7   | 68    |
| 1980 | Chris Carter, CIT          | 6   | 68    |
|      | Richard Ward, UTC          | 6   | 55    |
| 1981 | Paul Humphries, UTC        | 6   | 54    |
| 1982 | Frank Ladson, VMI          | 7   | 29    |
|      | Steve Umberger, VMI        | 7   | 67    |
| 1983 | Tiger Greene, WCU          | 6   | 26    |
| 1984 | Tiger Greene, WCU          | 6   | 51    |
| 1985 | Phillip Aldridge, UTC (T6) | 8   | 142   |
| 1986 | Reggie Giles, MAR (T5)     | 8   | 160   |
| 1987 | J.D. Cauthen, CIT (T5)     | 8   | 79    |
|      | Reggie Solomon, UTC        | 8   | 44    |
| 1988 | Rick Harris, ETSU (T15)    | 6   | 139   |
|      | Mike Lowman, UTC           | 6   | 28    |
| 1989 | Ricky Gardin, WCU          | 4   | 69    |
|      | Shannon Walker, CIT        | 4   | 39    |
|      | Tony Skole, CIT            | 4   | 4     |
| 1990 | Joe Chirico, MAR           | 5   | 37    |
|      | Boo Lassister, VMI         | 5   | 28    |
| 1991 | Mark Mayo, APP             | 5   | 33    |
|      | Dwayne Arkadie, VMI        | 5   | 39    |
|      | Shannon Walker, CIT        | 5   | 33    |
| 1992 | Torrence Forney, CIT (4)   | 7   | 71    |
| 1993 | Donnie Abraham, ETSU (T8)  | 7   | 20    |
| 1994 | Matt Stevens, APP (T1)     | 7   | 67    |
| 1995 | Donnie Abraham, ETSU (T30) | 5   | 189   |
|      | Brancis Williams, GSU      | 5   | 62    |
| 1996 | Ron Fague, UTC (T19)       | 6   | 61    |
| 1997 | John Keith, FUR (46)       | 4   | 103   |

# ANNUAL INDIVIDUAL LEADERS

|         |                             |    |     |
|---------|-----------------------------|----|-----|
| 1998    | Tony Young, WOF             | 4  | 92  |
|         | Arkee Thompson, GSU (T11)   | 6  | 47  |
|         | Marcus Johnson, CIT         | 6  | 33  |
| 1999    | Arkee Thompson, GSU (T24)   | 5  | 74  |
|         | Corey Hall, APP             | 5  | 76  |
|         | Remi Awolowo, APP           | 5  | 86  |
| 2000    | Justin Fryer, WCU           | 7  | 78  |
| 2001    | Tony Tiller, ETSU (5)       | 7  | 102 |
| 2002    | Cam Newton, FUR (15)        | 6  | 101 |
|         | Musa Sarki, VMI (20)        | 6  | 134 |
|         | Montreal Harkley, ETSU (20) | 6  | 107 |
|         | Rodney Johnson, FUR (20)    | 6  | 74  |
| 2003    | Corey Lynch, APP (4)        | 6  | 61  |
|         | Montreal Harkley, ETSU      | 6  | 75  |
|         | Matt Nelson, WOF            | 6  | 61  |
| 2004    | A.J. Bryant, GSU (19)       | 6  | 165 |
| 2005    | Brian Ford, WOF (5)         | 6  | 5   |
| 2006    | Brandon Jackson, GSU (T10)  | 5  | 17  |
| 2007    | Corey Lynch, APP (24)       | 6  | 114 |
| 2008    | Mark LeGree, APP (1)        | 10 | 32  |
| 2009    | Mark LeGree, APP (T13)      | 7  | 81  |
| 2010    | Torez Jones, WCU (2)        | 12 | 54  |
| 2011    | Demetrius McCray, APP (18)  | 5  | 8   |
| 2012    | Jaquiski Tarrt, SAM (24)    | 4  | 132 |
| 2013    | Chris Armfield, WOF (68)    | 3  | 34  |
| 2014    | Trey Morgan, WCU (5)        | 6  | 0   |
| 2015    | Trey Robinson, FUR (22)     | 4  | 1   |
| 2016    | Dee Delaney, CIT (10)       | 6  | 103 |
| 2017    | Marvin Tillman, WCU (8)     | 5  | 80  |
| 2018    | Tyree Robinson, ETSU (7)    | 6  | 95  |
| 2019    | Artevious Smith, ETSU (10)  | 5  | 63  |
| 2020-21 | Chris Edmonds, SAM (3)      | 4  | 90  |
| 2021    | Destin Mack, CIT (6)        | 5  | 142 |
|         | Tyree Robinson, ETSU (6)    | 5  | 129 |
|         | Brandon Dowdell, UTC (6)    | 5  | 37  |
|         | Jerrell Lawson, UTC (6)     | 5  | 44  |
| 2022    | Alijah Huzzie, ETSU (2)     | 6  | 100 |
|         | Kameron Brown, UTC (2)      | 6  | 110 |
| 2023    | Lance Wise, MER             | 5  | 107 |

## PUNTING

| Year | Player, School     | No. | Yards | Avg. |
|------|--------------------|-----|-------|------|
| 1953 | Jimmy Thacker, DAV | 20  | 858   | 42.9 |
| 1954 | Bobby Jordan, VMI  | 21  | 812   | 38.7 |
| 1955 | Bob Wolfensen, VT  | 29  | 1,157 | 39.9 |
| 1956 | Bob Snider, WVU    | 15  | 585   | 39.0 |
| 1957 | Bobby Jordan, VMI  | 39  | 1,642 | 42.1 |



Chattanooga's Pumpu Tudors led the SoCon in punting in 1989 and 1990, with his 1989 average (43.3) leading the FCS and his 1990 mark (44.6) ranking third

|         |                              |    |       |      |
|---------|------------------------------|----|-------|------|
| 1958    | Sam Horner, VMI              | 28 | 1,193 | 42.6 |
| 1959    | Paul Maguire, CIT            | 32 | 1,370 | 42.8 |
| 1960    | Butch Porter, W&M            | 22 | 887   | 40.3 |
| 1961    | Clyde Marsh, CIT             | 46 | 1,863 | 40.5 |
| 1962    | Jake Adams, VT               | 25 | 970   | 38.8 |
| 1963    | Kroghie Andersen, CIT        | 38 | 1,581 | 41.6 |
| 1964    | Carl Rhodes, VMI             | 43 | 1,651 | 38.4 |
| 1965    | Mike Bragg, UR               | 67 | 2,794 | 41.7 |
| 1966    | Mike Bragg, UR               | 58 | 2,482 | 42.8 |
| 1967    | Mike Bragg, UR               | 78 | 3,229 | 41.4 |
| 1968    | Jimmy Jordan, FUR            | 84 | 3,368 | 40.1 |
| 1969    | Carrington Herbert, W&M      | 68 | 2,454 | 36.1 |
| 1970    | David Cripe, W&M             | 62 | 2,449 | 39.5 |
| 1971    | Russell Brown, W&M           | 51 | 2,183 | 42.8 |
| 1972    | Jay Jones, UR                | 66 | 2,666 | 40.4 |
| 1973    | Joe Parker, APP              | 59 | 2,503 | 42.4 |
| 1974    | Joe Parker, APP              | 63 | 2,788 | 44.3 |
| 1975    | Joe Parker, APP              | 43 | 1,830 | 42.6 |
| 1976    | Joe Parker, APP              | 50 | 2,211 | 44.2 |
| 1977    | Greg Cater, UTC              | 58 | 2,426 | 41.8 |
| 1978    | Greg Cater, UTC              | 68 | 2,860 | 42.1 |
| 1979    | Greg Cater, UTC              | 62 | 2,638 | 42.5 |
| 1980    | John Johnson, FUR            | 58 | 2,345 | 40.4 |
| 1981    | John Johnson, FUR            | 34 | 1,413 | 41.6 |
| 1982    | John Howell, UTC (3)         | 61 | 2,616 | 42.9 |
| 1983    | Pat Velarde, MAR (1)         | 64 | 2,853 | 44.6 |
| 1984    | Steve Kornegay, WCU (1)      | 49 | 2,127 | 43.4 |
| 1985    | George Cimadevilla, ETSU (2) | 66 | 2,948 | 44.7 |
| 1986    | Greg Davis, CIT (1)          | 61 | 2,723 | 44.6 |
| 1987    | Anthony Bare, WCU            | 55 | 2,183 | 39.7 |
| 1988    | Billy Smith, UTC (6)         | 79 | 3,273 | 41.4 |
| 1989    | Pumpy Tudors, UTC (1)        | 65 | 2,817 | 43.3 |
| 1990    | Pumpy Tudors, UTC (3)        | 63 | 2,810 | 44.6 |
| 1991    | Harold Alexander, APP (1)    | 64 | 3,009 | 47.0 |
| 1992    | Harold Alexander, APP (1)    | 55 | 2,245 | 40.8 |
| 1993    | Ronnie McCutchan, FUR (2)    | 47 | 2,057 | 43.8 |
| 1994    | Josh Siefkin, UTC (12)       | 42 | 1,735 | 41.3 |
| 1995    | Josh Siefkin, UTC (3)        | 60 | 2,484 | 41.4 |
| 1996    | Chris Hanson, MAR            | 38 | 1,739 | 45.8 |
| 1997    | Ken Hinsley, WCU (4)         | 46 | 2,032 | 44.2 |
| 1998    | Ken Hinsley, WCU (3)         | 57 | 2,536 | 44.5 |
| 1999    | Brian Reilly, APP (5)        | 41 | 1,739 | 42.4 |
| 2000    | Nate McKinney, APP (4)       | 48 | 2,042 | 42.5 |
| 2001    | Jimmy Miner, WOF (8)         | 48 | 2,016 | 42.0 |
| 2002    | Brent Barth, VMI (3)         | 64 | 3,032 | 47.4 |
| 2003    | Nate McKinney, APP (3)       | 74 | 3,294 | 44.5 |
| 2004    | Tim Mayse, WCU (26)          | 51 | 2,032 | 39.8 |
| 2005    | Tim Mayse, WCU (11)          | 49 | 2,048 | 41.8 |
| 2006    | Brandon Lane, Elon (11)      | 35 | 1,485 | 42.4 |
| 2007    | Brandon Lane, Elon (8)       | 48 | 2,060 | 42.9 |
| 2008    | Brandon Lane, Elon (-)       | 40 | 1,659 | 41.5 |
| 2009    | Bob Hooper, SAM (13)         | 73 | 3,026 | 41.5 |
| 2010    | Charlie Edwards, GSU (17)    | 56 | 2,298 | 41.0 |
| 2011    | Cass Couey, CIT (5)          | 40 | 1,719 | 43.0 |
| 2012    | Sam Martin, APP (3)          | 60 | 2,755 | 45.9 |
| 2013    | Bentlee Critcher, APP        | 52 | 2,340 | 45.9 |
| 2014    | Greg Peranich, SAM (13)      | 52 | 2,229 | 42.9 |
| 2015    | Matt Shiel, MER (7)          | 44 | 1,941 | 44.1 |
| 2016    | Ian Berryman, WCU (4)        | 52 | 2,335 | 44.9 |
| 2017    | Austin Barnard, SAM (2)      | 54 | 2,441 | 45.2 |
| 2018    | Matt Campbell, CIT (5)       | 51 | 2,264 | 44.4 |
| 2019    | Matt Campbell, CIT (8)       | 35 | 1,542 | 44.1 |
| 2020-21 | Landon Parker, ETSU (5)      | 20 | 900   | 45.0 |
| 2021    | Matt Campbell, CIT (9)       | 45 | 1,989 | 44.2 |
| 2022    | Jack Culbreath, VMI (9)      | 64 | 2,792 | 43.6 |
| 2023    | Jack Culbreath, VMI          | 67 | 2,921 | 43.6 |

Note: National ranking in parenthesis



**TOTAL OFFENSE**

| Year    | Team                  | G  | Plays | Yards | APP | YPG   | TD |
|---------|-----------------------|----|-------|-------|-----|-------|----|
| 1953    | West Virginia         | 9  | 593   | 3,398 | 5.7 | 339.8 | 43 |
| 1954    | West Virginia         | 9  | 590   | 3,014 | 5.1 | 334.9 | 31 |
| 1955    | West Virginia         | 10 | 642   | 3,845 | 6.0 | 384.5 | 43 |
| 1956    | Virginia Tech         | 10 | 720   | 3,559 | 4.9 | 355.9 | 40 |
| 1957    | West Virginia         | 10 | 674   | 3,047 | 4.5 | 304.7 | 27 |
| 1958    | West Virginia         | 10 | 720   | 3,319 | 4.6 | 331.9 | 38 |
| 1959    | VMI                   | 10 | 622   | 3,206 | 5.2 | 320.6 | 36 |
| 1960    | Furman                | 10 | 638   | 2,929 | 4.6 | 292.9 | 28 |
| 1961    | Furman                | 10 | 493   | 2,972 | 6.0 | 297.2 | 19 |
| 1962    | West Virginia         | 10 | 626   | 3,262 | 5.2 | 326.2 | 30 |
| 1963    | William & Mary        | 10 | 627   | 2,921 | 4.7 | 292.1 | 22 |
| 1964    | Virginia Tech         | 10 | 600   | 2,958 | 4.9 | 295.8 | 31 |
| 1965    | East Carolina         | 9  | 663   | 3,305 | 5.0 | 367.2 | 38 |
| 1966    | Davidson              | 9  | 649   | 3,017 | 4.7 | 335.2 | 29 |
| 1967    | Davidson              | 9  | 714   | 3,199 | 4.5 | 355.4 | 27 |
| 1968    | Richmond              | 10 | 763   | 3,473 | 4.6 | 347.3 | 31 |
| 1969    | The Citadel           | 10 | 781   | 3,772 | 4.8 | 377.2 | 35 |
| 1970    | Davidson              | 10 | 678   | 3,589 | 5.3 | 358.9 | 28 |
| 1971    | The Citadel           | 11 | 777   | 5,030 | 6.5 | 457.3 | 46 |
| 1972    | William & Mary        | 11 | 841   | 4,357 | 5.2 | 396.1 | 33 |
| 1973    | East Carolina         | 11 | 811   | 4,245 | 5.2 | 385.9 | 44 |
| 1974    | William & Mary        | 11 | 766   | 3,905 | 5.1 | 355.0 | 28 |
| 1975    | Appalachian State     | 11 | 861   | 4,625 | 5.4 | 420.5 | 42 |
| 1976    | Furman                | 11 | 795   | 4,114 | 5.2 | 374.0 | 26 |
| 1977    | Western Carolina      | 11 | 823   | 4,471 | 5.4 | 406.5 | 39 |
| 1978    | Furman                | 11 | 817   | 4,648 | 5.7 | 422.5 | 43 |
| 1979    | Chattanooga           | 11 | 765   | 4,539 | 5.9 | 412.6 | 47 |
| 1980    | Chattanooga           | 11 | 741   | 4,554 | 6.1 | 414.0 | 40 |
| 1981    | Appalachian State     | 11 | 832   | 4,645 | 5.6 | 422.3 | 29 |
| 1982    | Furman (9)            | 11 | 830   | 4,285 | 5.2 | 389.5 | 38 |
| 1983    | Furman (3)            | 11 | 852   | 5,084 | 6.0 | 462.2 | 52 |
| 1984    | Furman (4)            | 11 | 768   | 4,974 | 6.5 | 452.2 | 50 |
| 1985    | Furman (5)            | 11 | 787   | 5,128 | 6.5 | 466.2 | 51 |
| 1986    | Furman                | 11 | 800   | 4,007 | 5.0 | 364.3 | 39 |
| 1987    | Marshall (3)          | 11 | 862   | 4,987 | 5.8 | 453.4 | 43 |
| 1988    | Marshall (11)         | 11 | 845   | 4,481 | 5.3 | 407.4 | 43 |
| 1989    | Furman                | 11 | 719   | 4,338 | 6.0 | 394.4 | 45 |
| 1990    | Furman (15)           | 11 | 770   | 4,590 | 6.0 | 417.3 | 40 |
| 1991    | Marshall (10)         | 11 | 709   | 4,705 | 6.6 | 427.7 | 55 |
| 1992    | Marshall (2)          | 11 | 796   | 5,397 | 6.8 | 490.6 | 63 |
| 1993    | Western Carolina (19) | 11 | 697   | 4,521 | 6.5 | 411.0 | 29 |
| 1994    | Marshall (14)         | 11 | 764   | 4,855 | 6.4 | 441.6 | 63 |
| 1995    | Marshall (1)          | 11 | 812   | 4,642 | 5.7 | 422.0 | 46 |
| 1996    | Marshall (3)          | 11 | 743   | 5,105 | 6.9 | 464.1 | 62 |
| 1997    | ETSU (13)             | 11 | 764   | 4,755 | 6.2 | 432.3 | 45 |
| 1998    | ETSU                  | 11 | 764   | 4,755 | 6.5 | 432.3 | 45 |
| 1999    | Georgia Southern (1)  | 11 | 795   | 6,069 | 7.6 | 551.7 | 71 |
| 2000    | Chattanooga (8)       | 11 | 802   | 4,989 | 6.2 | 453.6 | 31 |
| 2001    | Georgia Southern (25) | 11 | 717   | 4,505 | 6.3 | 409.5 | 48 |
| 2002    | Georgia Southern (3)  | 14 | 981   | 6,575 | 6.7 | 469.6 | 63 |
| 2003    | Georgia Southern (19) | 11 | 779   | 4,561 | 5.9 | 414.6 | 37 |
| 2004    | Georgia Southern (3)  | 12 | 896   | 5,860 | 6.5 | 488.3 | 77 |
| 2005    | Furman (7)            | 14 | 1,061 | 6,580 | 6.2 | 470.0 | 64 |
| 2006    | Appalachian State (3) | 15 | 1,006 | 6,265 | 6.2 | 417.7 | 66 |
| 2007    | Appalachian State (1) | 15 | 1,088 | 7,325 | 6.7 | 488.3 | 85 |
| 2008    | Wofford (2)           | 12 | 814   | 5,606 | 6.9 | 467.2 | 58 |
| 2009    | Appalachian State (3) | 14 | 1,017 | 6,511 | 6.4 | 465.1 | 57 |
| 2010    | Elon (8)              | 11 | 777   | 4,787 | 6.2 | 435.2 | 46 |
| 2011    | Wofford (7)           | 12 | 836   | 5,336 | 6.4 | 444.7 | 51 |
| 2012    | Georgia Southern (8)  | 13 | 944   | 6,536 | 6.9 | 466.9 | 66 |
| 2013    | Georgia Southern      | 11 | 748   | 4,966 | 6.8 | 451.5 | 50 |
| 2014    | The Citadel (30)      | 12 | 907   | 5,124 | 5.6 | 427.0 | 42 |
| 2015    | Samford (7)           | 11 | 853   | 5,277 | 6.2 | 479.7 | 42 |
| 2016    | Samford (14)          | 12 | 868   | 5,354 | 6.2 | 446.2 | 51 |
| 2017    | Western Carolina (15) | 12 | 868   | 5,287 | 6.1 | 440.6 | 47 |
| 2018    | Samford (4)           | 11 | 887   | 5,675 | 6.4 | 515.9 | 54 |
| 2019    | Wofford (36)          | 12 | 761   | 4,959 | 6.5 | 413.2 | 50 |
| 2020-21 | Samford (6)           | 7  | 547   | 3,597 | 6.6 | 513.9 | 31 |
| 2021    | Western Carolina (8)  | 11 | 849   | 5,181 | 6.1 | 471.0 | 42 |
| 2022    | Western Carolina (6)  | 11 | 801   | 5,339 | 6.7 | 485.4 | 43 |
| 2023    | Western Carolina      | 11 | 762   | 5,545 | 7.3 | 504.1 | 52 |

**TOTAL DEFENSE**

| Year | Team          | G  | Plays | Yards | APP | YPG   | TD |
|------|---------------|----|-------|-------|-----|-------|----|
| 1953 | West Virginia | 9  | 510   | 1,835 | 3.6 | 183.5 | 9  |
| 1954 | Richmond      | 9  | 505   | 1,570 | 3.1 | 174.4 | 9  |
| 1955 | Davidson      | 9  | 496   | 1,702 | 3.4 | 189.1 | 13 |
| 1956 | Davidson      | 9  | 514   | 1,885 | 3.7 | 209.4 | 19 |
| 1957 | Virginia Tech | 10 | 614   | 2,108 | 3.4 | 210.8 | 22 |
| 1958 | VMI           | 10 | 630   | 2,216 | 3.5 | 221.6 | 15 |
| 1959 | Furman        | 10 | 582   | 2,548 | 4.4 | 254.8 | 31 |
| 1960 | Davidson      | 8  | 381   | 1,779 | 4.6 | 222.4 | 16 |
| 1961 | Virginia Tech | 9  | 555   | 2,033 | 3.7 | 225.9 | 15 |
| 1962 | Virginia Tech | 10 | 612   | 2,282 | 3.7 | 228.2 | 19 |
| 1963 | VMI           | 10 | 609   | 2,261 | 3.7 | 226.1 | 19 |



*The Citadel quarterback Dominique Allen ran for 2,197 yards in his four-year career, helping the Bulldogs finish in the top two in the FCS in rushing offense each year from 2014-17.*

|      |                        |    |     |       |     |       |    |
|------|------------------------|----|-----|-------|-----|-------|----|
| 1964 | The Citadel            | 10 | 589 | 2,251 | 3.8 | 225.1 | 17 |
| 1965 | East Carolina          | 9  | 531 | 1,957 | 3.7 | 217.4 | 12 |
| 1966 | East Carolina          | 10 | 655 | 2,729 | 4.2 | 272.9 | 7  |
| 1967 | West Virginia          | 10 | 654 | 2,036 | 3.1 | 203.6 | 13 |
| 1968 | Richmond               | 10 | 739 | 2,748 | 3.7 | 274.8 | 14 |
| 1969 | Richmond               | 10 | 731 | 2,549 | 3.5 | 254.9 | 22 |
| 1970 | East Carolina          | 11 | 754 | 3,425 | 4.5 | 311.4 | 29 |
| 1971 | Richmond               | 10 | 654 | 2,798 | 4.3 | 279.8 | 22 |
| 1972 | East Carolina          | 11 | 692 | 2,707 | 3.9 | 246.1 | 24 |
| 1973 | East Carolina          | 11 | 703 | 2,917 | 4.1 | 265.2 | 21 |
| 1974 | Furman                 | 11 | 660 | 2,804 | 4.2 | 254.9 | 19 |
| 1975 | Furman                 | 11 | 696 | 2,031 | 2.9 | 184.6 | 19 |
| 1976 | East Carolina          | 11 | 712 | 2,355 | 3.3 | 214.1 | 12 |
| 1977 | VMI                    | 11 | 718 | 2,982 | 4.2 | 271.1 | 22 |
| 1978 | Chattanooga            | 11 | 744 | 2,989 | 4.0 | 271.7 | 26 |
| 1979 | ETSU                   | 11 | 720 | 3,195 | 4.4 | 290.5 | 19 |
| 1980 | Chattanooga            | 11 | 748 | 3,214 | 4.3 | 292.2 | 22 |
| 1981 | The Citadel            | 11 | 768 | 2,862 | 3.7 | 260.2 | 18 |
| 1982 | Chattanooga (4)        | 11 | 677 | 2,201 | 3.3 | 200.1 | 18 |
| 1983 | Chattanooga (10)       | 11 | 715 | 2,732 | 3.8 | 248.4 | 21 |
| 1984 | ETSU (15)              | 11 | 701 | 3,065 | 4.4 | 278.6 | 21 |
| 1985 | Chattanooga (2)        | 11 | 769 | 2,930 | 3.8 | 266.4 | 17 |
| 1986 | Furman (3)             | 11 | 667 | 2,563 | 3.8 | 233.0 | 17 |
| 1987 | Chattanooga (12)       | 11 | 719 | 3,075 | 4.3 | 279.5 | 22 |
| 1988 | Furman (4)             | 11 | 696 | 2,620 | 3.8 | 238.2 | 11 |
| 1989 | Furman (2)             | 11 | 739 | 2,801 | 3.8 | 254.6 | 13 |
| 1990 | Marshall (T3)          | 11 | 725 | 2,862 | 4.0 | 260.2 | 37 |
| 1991 | Furman                 | 11 | 950 | 3,623 | 5.2 | 312.6 | 27 |
| 1992 | Furman (17)            | 11 | 712 | 3,419 | 4.8 | 310.8 | 27 |
| 1993 | Marshall (11)          | 11 | 731 | 3,278 | 4.5 | 298.0 | 14 |
| 1994 | Marshall (10)          | 11 | 729 | 3,066 | 4.2 | 278.7 | 21 |
| 1995 | Marshall (2)           | 11 | 673 | 2,645 | 3.9 | 240.5 | 22 |
| 1996 | Marshall (41)          | 11 | 738 | 3,519 | 4.8 | 319.9 | 17 |
| 1997 | ETSU (26)              | 11 | 722 | 3,169 | 4.4 | 288.1 | 31 |
| 1998 | Western Carolina (10)  | 11 | 674 | 3,086 | 4.6 | 280.5 | 22 |
| 1999 | Georgia Southern (18)  | 11 | 728 | 3,208 | 4.4 | 291.6 | 20 |
| 2000 | Appalachian State (38) | 11 | 708 | 3,319 | 4.7 | 301.7 | 25 |
| 2001 | Georgia Southern (6)   | 11 | 722 | 2,875 | 4.0 | 261.4 | 16 |
| 2002 | Wofford (11)           | 12 | 752 | 3,245 | 4.3 | 270.4 | 22 |
| 2003 | Furman (4)             | 11 | 716 | 2,998 | 4.2 | 272.5 | 17 |
| 2004 | Georgia Southern (4)   | 12 | 741 | 3,321 | 4.5 | 276.8 | 28 |
| 2005 | Western Carolina (18)  | 9  | 623 | 2,795 | 4.5 | 310.6 | 22 |
| 2006 | Appalachian State (17) | 15 | 633 | 2,812 | 4.4 | 255.6 | 15 |
| 2007 | The Citadel (47)       | 11 | 744 | 3,921 | 5.3 | 356.4 | 41 |
| 2008 | Samford (28)           | 11 | 717 | 3,501 | 4.9 | 318.3 | 23 |
| 2009 | Elon (4)               | 12 | 731 | 2,980 | 4.1 | 248.3 | 17 |
| 2010 | Wofford (7)            | 13 | 834 | 3,717 | 4.5 | 285.9 | 24 |
| 2011 | Chattanooga (13)       | 11 | 721 | 3,358 | 4.7 | 305.3 | 23 |
| 2012 | Wofford (9)            | 13 | 867 | 3,977 | 4.6 | 305.9 | 26 |
| 2013 | Chattanooga (17)       | 12 | 748 | 3,947 | 5.3 | 328.9 | 28 |
| 2014 | Chattanooga (4)        | 14 | 845 | 3,889 | 4.6 | 277.8 | 36 |

# ANNUAL TEAM LEADERS



|         |                  |    |     |       |     |       |    |
|---------|------------------|----|-----|-------|-----|-------|----|
| 2015    | Chattanooga (37) | 13 | 815 | 4,575 | 5.6 | 351.9 | 38 |
| 2016    | Wofford (5)      | 14 | 874 | 4,021 | 4.6 | 287.2 | 31 |
| 2017    | Chattanooga (25) | 11 | 698 | 3,590 | 5.1 | 326.4 | 32 |
| 2018    | Wofford (12)     | 13 | 806 | 3,957 | 4.9 | 304.4 | 30 |
| 2019    | Wofford (20)     | 12 | 725 | 4,024 | 5.6 | 335.3 | 36 |
| 2020-21 | Chattanooga (6)  | 5  | 311 | 1,236 | 4.0 | 247.2 | 12 |
| 2021    | Chattanooga (9)  | 11 | 684 | 3,034 | 4.4 | 275.8 | 19 |
| 2022    | Chattanooga (11) | 11 | 696 | 3,526 | 5.1 | 320.5 | 28 |
| 2023    | Furman           | 13 | 834 | 4,108 | 4.9 | 316.0 | 27 |

## RUSHING OFFENSE

| Year    | Team                  | G  | Carries | Yards | APC | YPG   | TD |
|---------|-----------------------|----|---------|-------|-----|-------|----|
| 1953    | West Virginia         | 9  | 477     | 2,536 | 5.3 | 281.8 | 28 |
| 1954    | West Virginia         | 9  | 480     | 2,361 | 4.9 | 262.3 | 26 |
| 1955    | West Virginia         | 10 | 489     | 2,639 | 5.4 | 263.9 | 33 |
| 1956    | Virginia Tech         | 10 | 621     | 2,835 | 4.6 | 283.5 | 32 |
| 1957    | West Virginia         | 10 | 544     | 2,339 | 4.3 | 233.9 | 23 |
| 1958    | VMI                   | 10 | 426     | 1,880 | 4.4 | 188.0 | 24 |
| 1959    | Virginia Tech         | 10 | 460     | 1,759 | 3.8 | 175.9 | 15 |
| 1960    | Furman                | 10 | 486     | 1,944 | 4.0 | 194.4 | 20 |
| 1961    | Furman                | 10 | 354     | 1,946 | 5.5 | 194.6 | 15 |
| 1962    | Furman                | 10 | 488     | 2,268 | 4.6 | 226.8 | 21 |
| 1963    | Virginia Tech         | 10 | 459     | 1,879 | 4.1 | 187.9 | 21 |
| 1964    | Virginia Tech         | 10 | 465     | 1,950 | 4.2 | 195.0 | 20 |
| 1965    | East Carolina         | 9  | 454     | 1,905 | 4.2 | 211.7 | 23 |
| 1966    | West Virginia         | 10 | 452     | 1,885 | 4.2 | 188.5 | 23 |
| 1967    | East Carolina         | 10 | 569     | 2,316 | 4.1 | 231.6 | 22 |
| 1968    | East Carolina         | 10 | 486     | 1,571 | 3.2 | 157.1 | 16 |
| 1969    | The Citadel           | 10 | 504     | 2,149 | 4.3 | 214.9 | 22 |
| 1970    | William & Mary        | 11 | 598     | 2,654 | 4.4 | 241.3 | 21 |
| 1971    | The Citadel           | 11 | 537     | 2,942 | 5.5 | 267.5 | 31 |
| 1972    | William & Mary        | 11 | 613     | 2,916 | 4.8 | 265.1 | 21 |
| 1973    | East Carolina         | 11 | 638     | 2,918 | 4.6 | 265.3 | 32 |
| 1974    | East Carolina         | 11 | 643     | 3,015 | 4.7 | 274.1 | 30 |
| 1975    | Appalachian State     | 11 | 693     | 3,450 | 5.0 | 313.6 | 32 |
| 1976    | East Carolina         | 11 | 734     | 3,263 | 4.4 | 296.6 | 28 |
| 1977    | Chattanooga           | 11 | 660     | 3,332 | 5.0 | 302.9 | 24 |
| 1978    | Furman                | 11 | 615     | 2,843 | 4.6 | 258.5 | 30 |
| 1979    | Chattanooga           | 11 | 586     | 2,926 | 5.0 | 266.0 | 30 |
| 1980    | The Citadel           | 11 | 641     | 3,066 | 4.8 | 278.7 | 32 |
| 1981    | Furman                | 11 | 592     | 2,879 | 4.9 | 261.7 | 25 |
| 1982    | Furman (2)            | 11 | 672     | 2,907 | 4.3 | 264.3 | 29 |
| 1983    | Furman (1)            | 11 | 627     | 3,158 | 5.0 | 287.1 | 36 |
| 1984    | Furman (2)            | 11 | 558     | 3,100 | 5.6 | 281.8 | 29 |
| 1985    | Furman (2)            | 11 | 581     | 3,167 | 5.5 | 287.9 | 31 |
| 1986    | Furman (8)            | 11 | 614     | 2,838 | 4.6 | 258.0 | 30 |
| 1987    | The Citadel (8)       | 11 | 640     | 2,742 | 4.3 | 249.3 | 22 |
| 1988    | The Citadel (3)       | 11 | 641     | 3,204 | 5.0 | 291.3 | 34 |
| 1989    | The Citadel (5)       | 11 | 629     | 2,921 | 4.6 | 265.6 | 27 |
| 1990    | VMI (5)               | 11 | 686     | 2,960 | 4.3 | 269.1 | 26 |
| 1991    | VMI (1)               | 11 | 703     | 3,486 | 5.0 | 312.6 | 27 |
| 1992    | The Citadel (1)       | 11 | 672     | 3,800 | 5.7 | 345.5 | 33 |
| 1993    | The Citadel (7)       | 11 | 650     | 3,074 | 4.7 | 279.5 | 30 |
| 1994    | The Citadel (1)       | 11 | 633     | 4,202 | 6.6 | 382.0 | 48 |
| 1995    | Appalachian State (6) | 11 | 590     | 2,874 | 4.9 | 261.3 | 31 |
| 1996    | Georgia Southern (4)  | 11 | 599     | 2,931 | 4.9 | 266.5 | 31 |
| 1997    | Wofford (3)           | 10 | 640     | 2,922 | 4.6 | 292.2 | 22 |
| 1998    | Georgia Southern (2)  | 11 | 620     | 4,166 | 6.7 | 378.7 | 53 |
| 1999    | Georgia Southern (1)  | 11 | 654     | 4,609 | 7.0 | 419.0 | 61 |
| 2000    | Georgia Southern (3)  | 11 | 626     | 3,642 | 5.8 | 331.1 | 31 |
| 2001    | Georgia Southern (1)  | 11 | 616     | 3,560 | 5.8 | 323.6 | 42 |
| 2002    | Georgia Southern (1)  | 14 | 859     | 5,407 | 6.3 | 386.2 | 54 |
| 2003    | Georgia Southern (1)  | 11 | 664     | 3,692 | 5.6 | 335.6 | 32 |
| 2004    | Georgia Southern (1)  | 12 | 791     | 4,439 | 5.8 | 369.9 | 56 |
| 2005    | Georgia Southern (1)  | 12 | 768     | 4,641 | 6.0 | 386.8 | 50 |
| 2006    | Wofford (2)           | 11 | 570     | 2,910 | 5.1 | 264.5 | 32 |
| 2007    | Georgia Southern (1)  | 11 | 613     | 3,589 | 5.4 | 326.3 | 38 |
| 2008    | Wofford (2)           | 12 | 669     | 4,077 | 6.1 | 339.8 | 48 |
| 2009    | Wofford (2)           | 11 | 563     | 2,972 | 5.3 | 270.2 | 26 |
| 2010    | Wofford (1)           | 13 | 697     | 3,871 | 5.6 | 297.8 | 35 |
| 2011    | Wofford (1)           | 12 | 728     | 4,375 | 6.0 | 364.6 | 43 |
| 2012    | Georgia Southern (1)  | 14 | 850     | 5,591 | 6.6 | 399.4 | 55 |
| 2013    | Georgia Southern      | 11 | 626     | 3,964 | 6.3 | 360.4 | 44 |
| 2014    | The Citadel (2)       | 12 | 760     | 4,166 | 5.5 | 347.2 | 34 |
| 2015    | The Citadel (2)       | 13 | 791     | 4,515 | 5.7 | 347.3 | 41 |
| 2016    | The Citadel (1)       | 12 | 778     | 4,178 | 5.4 | 348.2 | 32 |
| 2017    | The Citadel (2)       | 11 | 651     | 3,241 | 5.0 | 294.6 | 22 |
| 2018    | Wofford (5)           | 13 | 663     | 4,051 | 6.1 | 311.6 | 38 |
| 2019    | Wofford (3)           | 12 | 610     | 3,669 | 6.0 | 305.8 | 42 |
| 2020-21 | The Citadel (4)       | 12 | 721     | 2,903 | 4.0 | 241.9 | 19 |
| 2021    | The Citadel (4)       | 11 | 676     | 2,951 | 4.4 | 268.3 | 30 |
| 2022    | The Citadel (8)       | 11 | 601     | 2,568 | 4.3 | 233.5 | 15 |
| 2023    | Western Carolina      | 11 | 361     | 2,011 | 5.6 | 182.8 | 19 |

## RUSHING DEFENSE

| Year | Team          | G | Carries | Yards | APC | YPG   | TD |
|------|---------------|---|---------|-------|-----|-------|----|
| 1953 | West Virginia | 9 | 351     | 975   | 2.8 | 108.3 | 7  |

|         |                        |    |     |       |     |       |    |
|---------|------------------------|----|-----|-------|-----|-------|----|
| 1954    | West Virginia          | 9  | 361 | 990   | 2.7 | 110.0 | 6  |
| 1955    | West Virginia          | 10 | 406 | 1,267 | 3.1 | 126.7 | 12 |
| 1956    | West Virginia          | 10 | 467 | 1,369 | 2.9 | 136.9 | 12 |
| 1957    | West Virginia          | 10 | 443 | 1,478 | 3.3 | 147.8 | 11 |
| 1958    | George Washington      | 8  | 338 | 1,076 | 3.1 | 134.5 | 12 |
| 1959    | Furman                 | 10 | 440 | 1,495 | 3.4 | 149.5 | 19 |
| 1960    | George Washington      | 9  | 344 | 1,354 | 3.8 | 150.4 | 10 |
| 1961    | Furman                 | 10 | 352 | 1,459 | 4.2 | 145.9 | 11 |
| 1962    | William & Mary         | 10 | 397 | 1,237 | 3.1 | 123.7 | 9  |
| 1963    | VMI                    | 10 | 466 | 1,449 | 3.1 | 144.9 | 14 |
| 1964    | George Washington      | 10 | 397 | 1,373 | 2.9 | 137.3 | 16 |
| 1965    | East Carolina          | 9  | 531 | 881   | 1.7 | 97.9  | 8  |
| 1966    | George Washington      | 10 | 431 | 1,539 | 3.6 | 153.9 | 10 |
| 1967    | West Virginia          | 10 | 425 | 821   | 1.9 | 82.1  | 8  |
| 1968    | Richmond               | 10 | 431 | 1,224 | 2.8 | 122.4 | 6  |
| 1969    | Richmond               | 10 | 465 | 1,008 | 2.2 | 100.8 | 16 |
| 1970    | East Carolina          | 11 | 484 | 1,619 | 3.3 | 147.2 | 16 |
| 1971    | Richmond               | 10 | 441 | 1,616 | 3.7 | 161.6 | 14 |
| 1972    | East Carolina          | 11 | 443 | 1,200 | 2.7 | 109.1 | 15 |
| 1973    | East Carolina          | 11 | 446 | 1,406 | 3.2 | 127.8 | 13 |
| 1974    | East Carolina          | 11 | 538 | 1,981 | 3.7 | 180.1 | 8  |
| 1975    | Furman                 | 11 | 521 | 1,767 | 3.4 | 160.6 | 15 |
| 1976    | East Carolina          | 11 | 493 | 1,353 | 2.7 | 123.0 | 10 |
| 1977    | VMI                    | 11 | 486 | 1,330 | 2.7 | 120.9 | 13 |
| 1978    | Chattanooga            | 11 | 464 | 1,098 | 2.4 | 99.8  | 11 |
| 1979    | Chattanooga            | 11 | 494 | 1,428 | 2.9 | 129.8 | 15 |
| 1980    | Furman                 | 11 | 477 | 1,537 | 3.2 | 139.7 | 10 |
| 1981    | The Citadel            | 11 | 456 | 1,112 | 2.4 | 101.1 | 10 |
| 1982    | Chattanooga (7)        | 11 | 406 | 893   | 2.2 | 81.2  | 11 |
| 1983    | Chattanooga (15)       | 11 | 453 | 1,258 | 2.8 | 114.4 | 9  |
| 1984    | Furman (11)            | 11 | 401 | 1,133 | 2.8 | 103.0 | 8  |
| 1985    | Chattanooga (5)        | 11 | 400 | 911   | 2.3 | 82.8  | 7  |
| 1986    | Furman (18)            | 11 | 414 | 1,506 | 2.9 | 112.3 | 10 |
| 1987    | Furman                 | 11 | 499 | 1,452 | 2.9 | 132.0 | 12 |
| 1988    | Furman (2)             | 11 | 407 | 1,017 | 2.5 | 92.5  | 5  |
| 1989    | Furman (19)            | 11 | 476 | 1,391 | 2.9 | 126.5 | 7  |
| 1990    | Chattanooga            | 11 | 480 | 1,500 | 3.1 | 136.4 | 13 |
| 1991    | Furman                 | 11 | 473 | 1,539 | 3.3 | 139.9 | 12 |
| 1992    | Marshall               | 11 | 442 | 1,517 | 3.4 | 137.9 | 13 |
| 1993    | Georgia Southern       | 11 | 452 | 1,516 | 3.4 | 137.8 | 8  |
| 1994    | Appalachian State      | 11 | 442 | 1,497 | 3.4 | 136.1 | 9  |
| 1995    | Marshall (17)          | 11 | 418 | 1,272 | 3.0 | 115.6 | 9  |
| 1996    | ETSU (18)              | 11 | 399 | 1,268 | 3.2 | 115.3 | 12 |
| 1997    | Georgia Southern (20)  | 11 | 400 | 1,157 | 2.9 | 105.2 | 7  |
| 1998    | Georgia Southern       | 11 | 442 | 1,553 | 3.5 | 141.2 | 18 |
| 1999    | Georgia Southern (33)  | 11 | 436 | 1,444 | 3.3 | 131.3 | 13 |
| 2000    | Furman (45)            | 11 | 430 | 1,498 | 3.5 | 136.2 | 12 |
| 2001    | Furman (29)            | 11 | 413 | 1,373 | 3.3 | 124.8 | 10 |
| 2002    | Wofford (32)           | 12 | 466 | 1,511 | 3.2 | 125.9 | 12 |
| 2003    | Western Carolina (14)  | 12 | 507 | 1,343 | 2.6 | 111.9 | 18 |
| 2004    | Georgia Southern (23)  | 12 | 413 | 1,451 | 3.5 | 120.9 | 16 |
| 2005    | The Citadel (54)       | 11 | 467 | 1,706 | 3.7 | 155.1 | 27 |
| 2006    | Appalachian State (11) | 15 | 530 | 1,625 | 3.1 | 108.3 | 9  |
| 2007    | Furman (31)            | 11 | 433 | 1,485 | 3.4 | 135.0 | 22 |
| 2008    | Samford (17)           | 11 | 372 | 1,140 | 3.1 | 103.6 | 11 |
| 2009    | Elon (15)              | 12 | 407 | 1,253 | 3.1 | 104.4 | 7  |
| 2010    | Georgia Southern (28)  | 15 | 533 | 1,905 | 3.6 | 127.0 | 16 |
| 2011    | Wofford (30)           | 12 | 446 | 1,630 | 3.7 | 135.8 | 17 |
| 2012    | Wofford (23)           | 13 | 467 | 1,625 | 3.5 | 125.0 | 13 |
| 2013    | Georgia Southern       | 11 | 400 | 1,764 | 4.4 | 160.4 | 15 |
| 2014    | Wofford (9)            | 11 | 392 | 1,182 | 3.0 | 107.5 | 19 |
| 2015    | Wofford (40)           | 11 | 392 | 1,634 | 4.2 | 148.5 | 22 |
| 2016    | Wofford (11)           | 14 | 463 | 1,425 | 3.1 | 101.8 | 8  |
| 2017    | Wofford (25)           | 13 | 443 | 1,582 | 3.6 | 121.7 | 16 |
| 2018    | Wofford (9)            | 13 | 412 | 1,350 | 3.3 | 103.8 | 12 |
| 2019    | The Citadel (63)       | 12 | 418 | 1,915 | 4.6 | 159.6 | 23 |
| 2020-21 | ETSU (20)              | 6  | 226 | 687   | 3.0 | 114.5 | 9  |
| 2021    | Chattanooga (27)       | 11 | 408 | 1,345 | 3.3 | 122.3 | 4  |
| 2022    | Chattanooga (9)        | 11 | 386 | 1,188 | 3.1 | 108.0 | 9  |
| 2023    | Furman                 | 13 | 428 | 1,255 | 2.9 | 96.5  | 11 |

## PASSING OFFENSE

| Year | Team              | G  | Com.-Att. | Pct. | Yards | YPG   | TD |
|------|-------------------|----|-----------|------|-------|-------|----|
| 1953 | George Washington | 9  | 63-177    | 35.6 | 1,103 | 122.6 | 8  |
| 1954 | William & Mary    | 10 | 60-154    | 39.0 | 871   | 87.1  | 3  |
| 1955 | Davidson          | 9  | 97-206    | 47.1 | 1,351 | 150.1 | 7  |
| 1956 | William & Mary    | 10 | 82-184    | 44.6 | 913   | 91.3  | 6  |
| 1957 | The Citadel       | 10 | 64-131    | 48.9 | 1,075 | 107.5 | 7  |
| 1958 | West Virginia     | 10 | 107-214   | 50.0 | 1,442 | 144.2 | 9  |
| 1959 | VMI               | 10 | 79-157    | 49.7 | 1,466 | 146.6 | 17 |
| 1960 | VMI               | 10 | 103-214   | 48.1 | 1,424 | 142.4 | 8  |
| 1961 | The Citadel       | 10 | 94-220    | 42.7 | 1,354 | 135.4 | 10 |
| 1962 | The Citadel       | 10 | 87-212    | 41.0 | 1,317 | 131.7 | 10 |
| 1963 | George Washington | 9  | 106-232   | 45.7 | 1,351 | 150.1 | 8  |
| 1964 | Richmond          | 10 | 107-      |      |       |       |    |





Samford turned in the 13th-best passing offense in the nation in 2013, with quarterback Andy Summerlin pacing the squad to 292.8 yards per game in the air.

#SoConFB

|      |                        |    |         |      |       |       |    |
|------|------------------------|----|---------|------|-------|-------|----|
| 1967 | Davidson               | 9  | 192-323 | 59.4 | 2,080 | 231.1 | 14 |
| 1968 | Davidson               | 9  | 192-327 | 58.7 | 2,139 | 237.7 | 14 |
| 1969 | Richmond               | 10 | 185-373 | 49.6 | 2,651 | 265.1 | 23 |
| 1970 | Davidson               | 10 | 180-358 | 50.3 | 2,253 | 225.3 | 15 |
| 1971 | The Citadel            | 11 | 113-240 | 47.1 | 2,088 | 189.8 | 15 |
| 1972 | Davidson               | 11 | 189-389 | 48.6 | 2,354 | 214.0 | 12 |
| 1973 | Davidson               | 10 | 180-343 | 52.5 | 1,952 | 195.2 | 11 |
| 1974 | Richmond               | 10 | 125-260 | 48.1 | 1,671 | 167.1 | 11 |
| 1975 | VMI                    | 11 | 125-236 | 53.0 | 1,564 | 142.2 | 7  |
| 1976 | The Citadel            | 11 | 125-233 | 53.6 | 1,462 | 132.9 | 8  |
| 1977 | Western Carolina       | 11 | 184-344 | 53.5 | 2,421 | 220.1 | 19 |
| 1978 | Western Carolina       | 11 | 155-348 | 44.5 | 2,214 | 201.3 | 17 |
| 1979 | Western Carolina       | 11 | 158-322 | 49.1 | 2,448 | 222.5 | 17 |
| 1980 | Appalachian State      | 11 | 190-375 | 50.7 | 2,781 | 252.8 | 15 |
| 1981 | Appalachian State      | 11 | 231-436 | 53.0 | 2,759 | 250.8 | 15 |
| 1982 | Western Carolina       | 11 | 162-329 | 49.2 | 2,173 | 197.5 | 7  |
| 1983 | The Citadel (10)       | 11 | 217-407 | 54.7 | 2,530 | 230.0 | 15 |
| 1984 | Marshall (1)           | 11 | 223-430 | 51.9 | 2,944 | 267.6 | 22 |
| 1985 | VMI                    | 11 | 197-372 | 53.0 | 2,572 | 233.8 | 9  |
| 1986 | Marshall               | 11 | 163-336 | 48.5 | 2,556 | 232.5 | 14 |
| 1987 | Marshall (2)           | 11 | 265-493 | 53.8 | 3,777 | 343.4 | 23 |
| 1988 | Marshall (8)           | 11 | 196-355 | 55.2 | 2,867 | 260.6 | 21 |
| 1989 | Marshall (14)          | 11 | 203-326 | 56.1 | 2,850 | 259.1 | 24 |
| 1990 | ETSU (15)              | 11 | 215-373 | 57.6 | 2,781 | 252.8 | 13 |
| 1991 | Marshall (12)          | 11 | 186-298 | 62.4 | 3,032 | 275.6 | 28 |
| 1992 | Marshall (6)           | 11 | 234-372 | 62.9 | 3,245 | 295.0 | 29 |
| 1993 | ETSU                   | 11 | 196-351 | 55.8 | 2,428 | 220.7 | 15 |
| 1994 | Marshall               | 11 | 201-325 | 61.8 | 2,730 | 248.2 | 31 |
| 1995 | ETSU (21)              | 11 | 236-409 | 57.7 | 2,551 | 231.9 | 18 |
| 1996 | Marshall (13)          | 11 | 198-325 | 60.9 | 2,763 | 251.2 | 30 |
| 1997 | Appalachian State (22) | 11 | 222-374 | 59.4 | 2,738 | 248.9 | 19 |
| 1998 | ETSU (59)              | 11 | 142-267 | 53.2 | 2,071 | 188.3 | 11 |
| 1999 | Chattanooga (4)        | 11 | 300-496 | 60.5 | 3,591 | 326.5 | 28 |
| 2000 | Chattanooga (2)        | 11 | 289-467 | 61.9 | 3,730 | 339.1 | 23 |
| 2001 | VMI (52)               | 11 | 226-426 | 53.1 | 2,360 | 214.5 | 9  |
| 2002 | Western Carolina (25)  | 11 | 201-370 | 54.3 | 2,679 | 243.5 | 13 |
| 2003 | Western Carolina (32)  | 12 | 257-443 | 58.0 | 2,877 | 239.8 | 14 |
| 2004 | Appalachian State (5)  | 11 | 264-402 | 65.7 | 3,549 | 322.6 | 26 |
| 2005 | Appalachian State (35) | 15 | 255-410 | 62.2 | 3,439 | 229.3 | 25 |
| 2006 | Elon (13)              | 11 | 238-387 | 61.5 | 2,707 | 246.1 | 18 |
| 2007 | Elon (2)               | 11 | 350-515 | 68.0 | 3,927 | 357.0 | 32 |
| 2008 | Georgia Southern (20)  | 11 | 236-408 | 57.8 | 2,721 | 247.4 | 20 |
| 2009 | Elon (6)               | 12 | 296-460 | 64.3 | 3,498 | 291.5 | 25 |
| 2010 | Elon (2)               | 11 | 303-453 | 66.9 | 3,546 | 322.4 | 28 |
| 2011 | Elon (14)              | 11 | 284-428 | 66.4 | 3,096 | 281.5 | 23 |
| 2012 | Elon (12)              | 11 | 268-408 | 65.7 | 3,264 | 296.7 | 27 |
| 2013 | Samford (13)           | 13 | 311-492 | 63.2 | 3,806 | 292.8 | 29 |
| 2014 | VMI (19)               | 12 | 285-472 | 60.4 | 3,250 | 270.8 | 21 |
| 2015 | Samford (3)            | 11 | 324-465 | 69.7 | 3,662 | 332.9 | 22 |
| 2016 | Samford (3)            | 12 | 386-546 | 70.7 | 4,193 | 349.4 | 38 |
| 2017 | Samford (5)            | 12 | 349-531 | 65.7 | 4,001 | 333.4 | 31 |
| 2018 | Samford (1)            | 11 | 394-561 | 70.2 | 4,320 | 392.7 | 34 |
| 2019 | VMI (18)               | 12 | 321-507 | 63.3 | 3,439 | 286.6 | 20 |

|         |                      |    |         |      |       |       |    |
|---------|----------------------|----|---------|------|-------|-------|----|
| 2020-21 | Samford (5)          | 7  | 199-294 | 67.7 | 2,472 | 353.1 | 13 |
| 2021    | Western Carolina (7) | 11 | 282-472 | 59.7 | 3,522 | 320.2 | 26 |
| 2022    | Samford (6)          | 13 | 391-524 | 74.6 | 3,957 | 304.4 | 40 |
| 2023    | Western Carolina     | 11 | 261-401 | 65.1 | 3,534 | 321.3 | 33 |

### PASSING DEFENSE

| Year    | Team                   | G  | Com.-Att. | Pct. | Yards | YPG   | TD |
|---------|------------------------|----|-----------|------|-------|-------|----|
| 1953    | Richmond               | 9  | 34-104    | 32.7 | 363   | 40.3  | 0  |
| 1954    | Richmond               | 9  | 33-97     | 34.0 | 424   | 47.1  | 1  |
| 1955    | George Washington      | 9  | 36-107    | 33.6 | 417   | 46.3  | 2  |
| 1956    | Davidson               | 9  | 38-108    | 35.2 | 384   | 42.7  | 4  |
| 1957    | Virginia Tech          | 10 | 38-108    | 35.2 | 485   | 48.5  | 3  |
| 1958    | VMI                    | 10 | 60-147    | 40.8 | 713   | 71.3  | 4  |
| 1959    | Davidson               | 9  | 44-110    | 40.0 | 647   | 71.9  | 7  |
| 1960    | The Citadel            | 10 | 54-126    | 42.9 | 570   | 57.0  | 4  |
| 1961    | Virginia Tech          | 9  | 58-136    | 42.6 | 689   | 76.6  | 4  |
| 1962    | Virginia Tech          | 10 | 77-166    | 46.4 | 771   | 77.1  | 3  |
| 1963    | VMI                    | 10 | 64-143    | 44.8 | 743   | 74.3  | 5  |
| 1964    | The Citadel            | 10 | 59-162    | 36.4 | 755   | 75.5  | 6  |
| 1965    | The Citadel            | 10 | 66-132    | 50.0 | 812   | 81.2  | 7  |
| 1966    | William & Mary         | 10 | 75-166    | 45.2 | 978   | 97.8  | 9  |
| 1967    | Richmond               | 10 | 193-98    | 50.1 | 1,203 | 120.3 | 9  |
| 1968    | Davidson               | 9  | 140-74    | 52.9 | 1,072 | 119.1 | 7  |
| 1969    | William & Mary         | 10 | 110-211   | 52.1 | 1,144 | 114.4 | 10 |
| 1970    | The Citadel            | 11 | 108-274   | 39.4 | 1,280 | 116.4 | 9  |
| 1971    | Richmond               | 10 | 98-213    | 46.0 | 1,182 | 118.2 | 8  |
| 1972    | The Citadel            | 11 | 103-210   | 49.0 | 1,312 | 119.3 | 9  |
| 1973    | Furman                 | 11 | 83-184    | 45.1 | 935   | 85.0  | 4  |
| 1974    | Furman                 | 11 | 62-143    | 43.4 | 769   | 69.9  | 3  |
| 1975    | VMI                    | 11 | 40-113    | 35.4 | 562   | 51.1  | 9  |
| 1976    | VMI                    | 10 | 70-151    | 46.4 | 835   | 83.5  | 7  |
| 1977    | Western Carolina       | 11 | 86-172    | 50.0 | 1,066 | 96.9  | 3  |
| 1978    | VMI                    | 11 | 94-151    | 62.2 | 1,379 | 125.4 | 12 |
| 1979    | Western Carolina       | 11 | 74-163    | 45.4 | 852   | 77.5  | 5  |
| 1980    | Western Carolina       | 11 | 91-183    | 49.7 | 1,234 | 112.2 | 5  |
| 1981    | ETSU                   | 11 | 106-204   | 52.2 | 1,407 | 127.9 | 6  |
| 1982    | Appalachian State (5)  | 11 | 99-230    | 43.0 | 1,217 | 110.6 | 5  |
| 1983    | VMI                    | 11 | 119-216   | 55.1 | 1,471 | 133.7 | 11 |
| 1984    | Western Carolina       | 11 | 130-287   | 45.3 | 1,685 | 153.2 | 12 |
| 1985    | The Citadel (5)        | 11 | 116-270   | 43.0 | 1,545 | 140.5 | 9  |
| 1986    | Furman (3)             | 11 | 163-336   | 48.5 | 2,556 | 232.5 | 14 |
| 1987    | VMI (4)                | 11 | 113-221   | 51.1 | 1,412 | 128.4 | 8  |
| 1988    | VMI (6)                | 11 | 91-212    | 42.9 | 1,320 | 120.0 | 9  |
| 1989    | Chattanooga (1)        | 11 | 86-186    | 46.2 | 1,148 | 104.4 | 9  |
| 1990    | Marshall (5)           | 11 | 107-248   | 43.1 | 1,343 | 122.1 | 7  |
| 1991    | Appalachian State      | 12 | 124-262   | 47.3 | 1,583 | 131.9 | 6  |
| 1992    | The Citadel (6)        | 11 | 110-218   | 50.5 | 1,281 | 116.5 | 5  |
| 1993    | Appalachian State (18) | 11 | 116-235   | 49.4 | 1,454 | 132.2 | 7  |
| 1994    | Marshall (10)          | 11 | 138-288   | 47.9 | 1,472 | 133.8 | 8  |
| 1995    | Furman (33)            | 11 | 12-233    | 52.3 | 1,368 | 124.4 | 5  |
| 1996    | The Citadel            | 11 | 134-190   | 70.5 | 1,460 | 132.7 | 15 |
| 1997    | Georgia Southern       | 11 | 200-468   | 42.7 | 2,241 | 203.7 | 15 |
| 1998    | Western Carolina (13)  | 11 | 74-162    | 45.7 | 1,018 | 92.5  | 5  |
| 1999    | VMI                    | 11 | 122-213   | 57.3 | 1,458 | 132.5 | 8  |
| 2000    | Georgia Southern (18)  | 11 | 151-292   | 51.7 | 1,717 | 156.1 | 9  |
| 2001    | Georgia Southern (2)   | 11 | 135-257   | 52.5 | 1,382 | 125.6 | 7  |
| 2002    | Wofford (14)           | 12 | 174-286   | 60.8 | 1,734 | 144.5 | 10 |
| 2003    | Furman (1)             | 11 | 150-272   | 55.1 | 1,461 | 132.8 | 5  |
| 2004    | Georgia Southern (10)  | 12 | 180-328   | 54.9 | 1,870 | 155.8 | 11 |
| 2005    | Western Carolina (1)   | 9  | 113-232   | 48.7 | 1,191 | 132.3 | 14 |
| 2006    | Appalachian State (35) | 15 | 216-423   | 51.1 | 2,529 | 168.6 | 15 |
| 2007    | Chattanooga (26)       | 11 | 174-277   | 62.8 | 2,007 | 182.5 | 12 |
| 2008    | Western Carolina (28)  | 12 | 178-292   | 61.0 | 2,074 | 172.8 | 17 |
| 2009    | Elon (5)               | 12 | 176-324   | 54.3 | 1,727 | 143.9 | 10 |
| 2010    | Wofford (7)            | 13 | 179-335   | 53.4 | 1,993 | 153.3 | 11 |
| 2011    | Chattanooga (2)        | 11 | 139-258   | 53.9 | 1,549 | 140.8 | 4  |
| 2012    | Elon (5)               | 11 | 129-245   | 52.7 | 1,726 | 156.9 | 17 |
| 2013    | Chattanooga (5)        | 12 | 173-282   | 61.3 | 1,819 | 151.6 | 11 |
| 2014    | Samford (1)            | 11 | 153-272   | 56.2 | 1,530 | 139.1 | 6  |
| 2015    | Chattanooga (16)       | 13 | 206-333   | 61.9 | 2,311 | 177.8 | 18 |
| 2016    | Chattanooga (6)        | 13 | 193-345   | 55.9 | 2,139 | 164.5 | 17 |
| 2017    | Chattanooga (12)       | 11 | 141-246   | 57.3 | 1,795 | 163.2 | 16 |
| 2018    | Wofford (41)           | 13 | 238-394   | 60.4 | 2,607 | 200.5 | 18 |
| 2019    | Furman (6)             | 13 | 234-345   | 67.8 | 2,176 | 167.4 | 14 |
| 2020-21 | Chattanooga (1)        | 5  | 50-86     | 58.1 | 498   | 99.6  | 4  |
| 2021    | Chattanooga (2)        | 11 | 155-276   | 56.2 | 1,689 | 153.5 | 15 |
| 2022    | The Citadel (25)       | 11 | 165-264   | 62.5 | 2,143 | 194.8 | 18 |
| 2023    | VMI                    | 11 | 189-297   | 63.6 | 2,033 | 184.8 | 11 |

### SCORING OFFENSE

| Year | Team          | G  | Points | PPG  |
|------|---------------|----|--------|------|
| 1953 | West Virginia | 9  | 290    | 32.2 |
| 1954 | West Virginia | 9  | 209    | 23.2 |
| 1955 | West Virginia | 10 | 285    | 28.5 |
| 1956 | Virginia Tech | 10 | 264    | 26.4 |
| 1957 | VMI           | 10 | 201    | 20.1 |
| 1958 | West Virginia | 10 | 268    | 26.8 |

# ANNUAL TEAM LEADERS



|         |                        |    |     |      |         |                        |    |     |      |
|---------|------------------------|----|-----|------|---------|------------------------|----|-----|------|
| 1959    | VMI                    | 10 | 243 | 24.3 | 1972    | Richmond               | 10 | 150 | 15.0 |
| 1960    | VMI                    | 10 | 218 | 21.8 | 1973    | Richmond               | 10 | 112 | 11.2 |
| 1961    | Furman                 | 10 | 174 | 17.4 | 1974    | Furman                 | 11 | 166 | 15.1 |
| 1962    | West Virginia          | 10 | 211 | 21.1 | 1975    | The Citadel            | 11 | 97  | 8.8  |
| 1963    | Virginia Tech          | 10 | 216 | 21.6 | 1976    | East Carolina          | 11 | 116 | 10.5 |
| 1964    | Virginia Tech          | 10 | 224 | 22.4 | 1977    | VMI                    | 11 | 15  | 14.1 |
| 1965    | East Carolina          | 9  | 268 | 29.8 | 1978    | Chattanooga            | 11 | 192 | 17.5 |
| 1966    | Davidson               | 9  | 209 | 23.2 | 1979    | ETSU                   | 11 | 150 | 13.6 |
| 1967    | East Carolina          | 10 | 253 | 25.3 | 1980    | Furman                 | 11 | 177 | 16.1 |
| 1968    | Richmond               | 10 | 241 | 24.1 | 1981    | The Citadel            | 11 | 151 | 13.7 |
| 1969    | Davidson               | 10 | 333 | 33.3 | 1982    | Chattanooga (7)        | 11 | 137 | 12.5 |
| 1970    | Furman                 | 11 | 261 | 23.7 | 1983    | Furman (4)             | 11 | 107 | 9.7  |
| 1971    | The Citadel            | 11 | 366 | 33.3 | 1984    | Western Carolina       | 11 | 166 | 15.1 |
| 1972    | East Carolina          | 11 | 269 | 24.5 | 1985    | Appalachian State (1)  | 11 | 109 | 9.9  |
| 1973    | East Carolina          | 11 | 352 | 32.0 | 1986    | Appalachian State (5)  | 11 | 148 | 13.5 |
| 1974    | East Carolina          | 11 | 250 | 22.7 | 1987    | Appalachian State (2)  | 11 | 126 | 11.5 |
| 1975    | Appalachian State      | 11 | 337 | 30.6 | 1988    | Furman (1)             | 11 | 107 | 9.7  |
| 1976    | East Carolina          | 11 | 278 | 25.3 | 1989    | Furman (4)             | 11 | 135 | 12.3 |
| 1977    | Chattanooga            | 11 | 265 | 24.1 | 1990    | Marshall (7)           | 11 | 162 | 14.7 |
| 1978    | Appalachian State      | 11 | 338 | 30.7 | 1991    | The Citadel (19)       | 11 | 183 | 16.6 |
| 1979    | Chattanooga            | 11 | 349 | 31.7 | 1992    | The Citadel (1)        | 11 | 143 | 13.0 |
| 1980    | Chattanooga            | 11 | 300 | 27.3 | 1993    | Marshall (1)           | 11 | 123 | 11.2 |
| 1981    | Furman                 | 11 | 293 | 26.6 | 1994    | Marshall (7)           | 11 | 152 | 13.8 |
| 1982    | Appalachian State (20) | 11 | 270 | 24.5 | 1995    | Georgia Southern       | 11 | 168 | 15.3 |
| 1983    | Furman (3)             | 11 | 378 | 34.4 | 1996    | Marshall (9)           | 11 | 153 | 13.9 |
| 1984    | Furman (T6)            | 11 | 363 | 33.0 | 1997    | Georgia Southern (16)  | 11 | 176 | 16.0 |
| 1985    | Furman (7)             | 11 | 384 | 34.9 | 1998    | Appalachian State (10) | 11 | 160 | 14.5 |
| 1986    | Furman                 | 11 | 328 | 29.8 | 1999    | Georgia Southern (5)   | 11 | 171 | 15.5 |
| 1987    | Marshall (9)           | 11 | 340 | 30.9 | 2000    | Furman (14)            | 11 | 178 | 16.2 |
| 1988    | Appalachian State (15) | 11 | 324 | 29.5 | 2001    | Georgia Southern (4)   | 11 | 132 | 12.0 |
| 1989    | Furman (14)            | 11 | 345 | 31.4 | 2002    | Georgia Southern (7)   | 14 | 190 | 13.6 |
| 1990    | Furman (14)            | 11 | 345 | 31.4 | 2003    | Wofford (3)            | 13 | 183 | 14.1 |
| 1991    | Marshall (4)           | 11 | 414 | 37.6 | 2004    | Furman (8)             | 13 | 216 | 16.6 |
| 1992    | Marshall (1)           | 11 | 466 | 42.4 | 2005    | Appalachian State (17) | 15 | 282 | 18.8 |
| 1993    | Georgia Southern       | 11 | 329 | 29.9 | 2006    | Appalachian State (9)  | 15 | 223 | 14.9 |
| 1994    | Marshall (3)           | 11 | 459 | 41.7 | 2007    | Wofford (52)           | 13 | 323 | 24.9 |
| 1995    | Marshall (9)           | 11 | 366 | 33.3 | 2008    | Samford (15)           | 11 | 207 | 18.8 |
| 1996    | Marshall (2)           | 11 | 465 | 42.3 | 2009    | Elon (3)               | 12 | 158 | 13.2 |
| 1997    | Georgia Southern (13)  | 11 | 364 | 33.1 | 2010    | Georgia Southern (11)  | 15 | 277 | 18.5 |
| 1998    | Georgia Southern (2)   | 11 | 468 | 42.5 | 2011    | Chattanooga (17)       | 11 | 217 | 19.7 |
| 1999    | Georgia Southern (1)   | 11 | 550 | 50.0 | 2012    | Wofford (7)            | 13 | 216 | 16.6 |
| 2000    | Appalachian State (21) | 11 | 375 | 34.1 | 2013    | Chattanooga (11)       | 12 | 245 | 20.4 |
| 2001    | Georgia Southern (8)   | 11 | 410 | 37.3 | 2014    | Chattanooga (11)       | 14 | 271 | 19.4 |
| 2002    | Georgia Southern (6)   | 14 | 493 | 35.2 | 2015    | Mercer (32)            | 11 | 238 | 21.6 |
| 2003    | Wofford (52)           | 13 | 374 | 28.8 | 2016    | Wofford (6)            | 14 | 239 | 17.1 |
| 2004    | Georgia Southern (1)   | 12 | 564 | 47.0 | 2017    | Samford (35)           | 12 | 267 | 22.2 |
| 2005    | Georgia Southern (6)   | 12 | 456 | 38.0 | 2018    | Wofford (8)            | 13 | 247 | 19.0 |
| 2006    | Appalachian State (3)  | 15 | 528 | 35.2 | 2019    | Furman (14)            | 13 | 267 | 20.5 |
| 2007    | Appalachian State (2)  | 15 | 641 | 42.7 | 2020-21 | ETSU (19)              | 6  | 113 | 18.8 |
| 2008    | Appalachian State (5)  | 14 | 522 | 37.3 | 2021    | Chattanooga (11)       | 11 | 188 | 17.1 |
| 2009    | Appalachian State (12) | 14 | 465 | 33.2 | 2022    | Furman (10)            | 13 | 263 | 20.2 |
| 2010    | Appalachian State (7)  | 13 | 446 | 34.3 | 2023    | Furman                 | 13 | 229 | 17.6 |
| 2011    | Georgia Southern (11)  | 14 | 492 | 35.1 |         |                        |    |     |      |
| 2012    | Georgia Southern (12)  | 14 | 483 | 34.5 |         |                        |    |     |      |
| 2013    | Georgia Southern       | 11 | 368 | 33.5 |         |                        |    |     |      |
| 2014    | Chattanooga (20)       | 14 | 486 | 34.7 |         |                        |    |     |      |
| 2015    | Samford (18)           | 11 | 381 | 34.6 |         |                        |    |     |      |
| 2016    | Samford (12)           | 12 | 421 | 35.1 |         |                        |    |     |      |
| 2017    | Furman (22)            | 13 | 424 | 32.6 |         |                        |    |     |      |
| 2018    | Samford (9)            | 11 | 423 | 38.5 |         |                        |    |     |      |
| 2019    | Furman (23)            | 13 | 435 | 33.5 |         |                        |    |     |      |
| 2020-21 | Samford (4)            | 7  | 282 | 40.3 |         |                        |    |     |      |
| 2021    | Samford (6)            | 11 | 417 | 37.9 |         |                        |    |     |      |
| 2022    | Mercer (6)             | 11 | 420 | 38.2 |         |                        |    |     |      |
| 2023    | Western Carolina       | 11 | 380 | 34.5 |         |                        |    |     |      |

## SCORING DEFENSE

| Year | Team              | G  | Points | PPG  |
|------|-------------------|----|--------|------|
| 1953 | Furman            | 9  | 100    | 11.1 |
| 1954 | Richmond          | 9  | 54     | 6.0  |
| 1955 | Richmond          | 9  | 82     | 9.1  |
| 1956 | George Washington | 10 | 81     | 8.1  |
| 1957 | VMI               | 10 | 101    | 10.1 |
| 1958 | VMI               | 10 | 99     | 9.9  |
| 1959 | VMI               | 10 | 93     | 9.3  |
| 1960 | The Citadel       | 10 | 66     | 6.6  |
| 1961 | VMI               | 10 | 105    | 10.5 |
| 1962 | VMI               | 10 | 119    | 11.9 |
| 1963 | Virginia Tech     | 10 | 125    | 12.5 |
| 1964 | Davidson          | 9  | 152    | 16.9 |
| 1965 | East Carolina     | 9  | 83     | 9.2  |
| 1966 | William & Mary    | 10 | 144    | 14.4 |
| 1967 | West Virginia     | 10 | 117    | 11.7 |
| 1968 | Richmond          | 10 | 129    | 12.9 |
| 1969 | Richmond          | 10 | 170    | 17.0 |
| 1970 | Furman            | 11 | 204    | 18.5 |
| 1971 | Richmond          | 10 | 159    | 15.9 |



The Josh Williams-led Chattanooga defense surrendered 19.7 points per game in 2011, leading the SoCon in scoring defense for the first time since 1982. The Mocs would go on to lead the league in that category twice more in the next three years.



## Conferences in the FCS NCAA Playoffs

| Conference (First year)      | Overall       | Titles   | Pct.        |
|------------------------------|---------------|----------|-------------|
| Missouri Valley (1985)       | 146-89        | 14       | .621        |
| Independent                  | 60-41         | 7        | .594        |
| <b>Southern (1982)</b>       | <b>115-84</b> | <b>8</b> | <b>.578</b> |
| Colonial Athletic (1978)     | 112-101       | 6        | .526        |
| Big Sky (1979)               | 112-105       | 6        | .516        |
| Southland (1982)             | 74-77         | 2        | .490        |
| Big South (2006)             | 15-19         | 0        | .441        |
| Ohio Valley (1979)           | 37-66         | 2        | .359        |
| Great West (2004-11)         | 1-2           | 0        | .333        |
| Western Athletic (2021)      | 1-2           | 0        | .333        |
| Patriot (1997)               | 16-34         | 0        | .320        |
| Mid-Eastern Athletic (1981)  | 6-32          | 0        | .158        |
| Pioneer (2013)               | 2-11          | 0        | .154        |
| Northeast (2010)             | 2-14          | 0        | .125        |
| ASUN (2021)                  | 0-1           | 0        | .000        |
| Southwestern Athletic (1978) | 0-20          | 0        | .000        |

## SoCon vs. FCS leagues

| Conference            | Overall       | Pct.        |
|-----------------------|---------------|-------------|
| Big Sky               | 11-10         | .524        |
| Big South             | 6-5           | .545        |
| Coastal Athletic      | 28-20         | .583        |
| Independent           | 10-8          | .556        |
| Mid-Eastern Athletic  | 10-3          | .769        |
| Missouri Valley       | 13-14         | .482        |
| Ohio Valley           | 15-8          | .652        |
| Patriot               | 5-1           | .833        |
| Southern              | 10-10         | .500        |
| Southland             | 8-8           | .500        |
| Southwestern Athletic | 1-0           | 1.000       |
| <b>Total</b>          | <b>117-87</b> | <b>.573</b> |

## Championships won

| Team                     | Championships | Years                                                |
|--------------------------|---------------|------------------------------------------------------|
| North Dakota State       | 9             | 2011, 2012, 2013, 2014, 2015, 2017, 2018, 2019, 2021 |
| <b>Georgia Southern</b>  | 6             | 1985, 1986, 1989, 1990, <b>1999, 2000</b>            |
| Youngstown State         | 4             | 1991, 1993, 1994, 1997                               |
| <b>Appalachian State</b> | 3             | <b>2005, 2006, 2007</b>                              |
| Eastern Kentucky         | 2             | 1979, 1982                                           |
| James Madison            | 2             | 2004, 2016                                           |
| <b>Marshall</b>          | 2             | <b>1992, 1996</b>                                    |
| Montana                  | 2             | 1995, 2001                                           |
| South Dakota State       | 2             | 2022, 2023                                           |
| Boise State              | 1             | 1980                                                 |
| Delaware                 | 1             | 2003                                                 |
| Eastern Washington       | 1             | 2010                                                 |
| Florida A&M              | 1             | 1978                                                 |
| <b>Furman</b>            | 1             | <b>1988</b>                                          |
| Idaho State              | 1             | 1981                                                 |
| Massachusetts            | 1             | 1998                                                 |
| Montana State            | 1             | 1984                                                 |
| Northeast Louisiana      | 1             | 1987                                                 |
| Richmond                 | 1             | 2008                                                 |
| Sam Houston              | 1             | 2020-21                                              |
| Southern Illinois        | 1             | 1983                                                 |
| Villanova                | 1             | 2009                                                 |
| Western Kentucky         | 1             | 2002                                                 |

**Bold denotes championship won as a member of the SoCon**

## Playoff results

| 1982         |                                          |                  |
|--------------|------------------------------------------|------------------|
| 1st round    | South Carolina State 17, FURMAN 0        | Greenville, S.C. |
| 1983         |                                          |                  |
| 1st round    | WESTERN CAROLINA 24, Colgate 23          | Cullowhee, N.C.  |
| Quarterfinal | FURMAN 35, Boston University 16          | Greenville, S.C. |
| Semifinal    | WESTERN CAROLINA 28, Holy Cross 21       | Worcester, Mass. |
| Final        | WESTERN CAROLINA 14, FURMAN 7            | Greenville, S.C. |
|              | Southern Illinois 43, WESTERN CAROLINA 7 | Charleston, S.C. |

| 1984         |                                             |                     |
|--------------|---------------------------------------------|---------------------|
| 1st round    | Arkansas State 37, CHATTANOOGA 10           | Jonesboro, Ark.     |
| 1985         |                                             |                     |
| Quarterfinal | FURMAN 59, Rhode Island 15                  | Greenville, S.C.    |
| Semifinal    | FURMAN 35, Nevada-Reno 12                   | Greenville, S.C.    |
| Final        | Georgia Southern 44, FURMAN 42              | Tacoma, Wash.       |
| 1986         |                                             |                     |
| 1st round    | Nicholls State 28, APPALACHIAN STATE 26     | Boone, N.C.         |
|              | Eastern Kentucky 23, FURMAN 10              | Greenville, S.C.    |
| 1987         |                                             |                     |
| 1st round    | APPALACHIAN STATE 20, Richmond 3            | Boone, N.C.         |
|              | MARSHALL 41, James Madison 12               | Huntington, W.Va.   |
| Quarterfinal | APPALACHIAN STATE 19, Georgia Southern 0    | Boone, N.C.         |
|              | MARSHALL 51, Weber State 23                 | Huntington, W.Va.   |
| Semifinal    | MARSHALL 24, APPALACHIAN STATE 10           | Boone, N.C.         |
| Final        | Northeast Louisiana 43, MARSHALL 42         | Pocatello, Idaho    |
| 1988         |                                             |                     |
| 1st round    | Georgia Southern 38, THE CITADEL 20         | Statesboro, Ga.     |
|              | FURMAN 21, Delaware 7                       | Greenville, S.C.    |
|              | MARSHALL 7, North Texas 0                   | Huntington, W.Va.   |
| Quarterfinal | FURMAN 13, MARSHALL 9                       | Huntington, W.Va.   |
| Semifinal    | FURMAN 38, Idaho 7                          | Greenville, S.C.    |
| Final        | FURMAN 17, Georgia Southern 12              | Pocatello, Idaho    |
| 1989         |                                             |                     |
| 1st round    | Middle Tenn. 24, APPALACHIAN STATE 21       | Murfreesboro, Tenn. |
|              | FURMAN 24, William & Mary 10                | Greenville, S.C.    |
| Quarterfinal | FURMAN 42, Youngstown State 23              | Greenville, S.C.    |
| Semifinal    | Stephen F. Austin 21, FURMAN 19             | Greenville, S.C.    |
| 1990         |                                             |                     |
| 1st round    | Georgia Southern 31, THE CITADEL 0          | Statesboro, Ga.     |
|              | FURMAN 45, Eastern Kentucky 17              | Greenville, S.C.    |
| Quarterfinal | Nevada-Reno 42, FURMAN 35 (3OT)             | Reno, Nev.          |
| 1991         |                                             |                     |
| 1st round    | Eastern Kentucky 14, APPALACHIAN STATE 3    | Richmond, Ky.       |
|              | MARSHALL 20, Western Illinois 17 (OT)       | Huntington, W.Va.   |
| Quarterfinal | MARSHALL 41, Northern Iowa 13               | Huntington, W.Va.   |
| Semifinal    | MARSHALL 14, Eastern Kentucky 7             | Huntington, W.Va.   |
| Final        | Youngstown State 25, MARSHALL 17            | Statesboro, Ga.     |
| 1992         |                                             |                     |
| 1st round    | Middle Tenn. 35, APPALACHIAN STATE 10       | Murfreesboro, Tenn. |
|              | THE CITADEL 44, North Carolina A&T 0        | Charleston, S.C.    |
|              | MARSHALL 44, Eastern Kentucky 0             | Huntington, W.Va.   |
| Quarterfinal | Youngstown State 42, THE CITADEL 17         | Charleston, S.C.    |
|              | MARSHALL 35, Middle Tennessee 21            | Huntington, W.Va.   |
| Semifinal    | MARSHALL 28, Delaware 7                     | Huntington, W.Va.   |
| Final        | MARSHALL 31, Youngstown State 28            | Huntington, W.Va.   |
| 1993         |                                             |                     |
| 1st round    | GEORGIA SOUTHERN 14, Eastern Kentucky 12    | Statesboro, Ga.     |
|              | MARSHALL 28, Howard 14                      | Huntington, W.Va.   |
| Quarterfinal | Youngstown State 34, GEORGIA SOUTHERN 14    | Youngstown, Ohio    |
|              | MARSHALL 34, Delaware 31                    | Huntington, W.Va.   |
| Semifinal    | MARSHALL 24, Troy State 21                  | Huntington, W.Va.   |
| Final        | Youngstown State 17, MARSHALL 5             | Huntington, W.Va.   |
| 1994         |                                             |                     |
| 1st round    | APPALACHIAN STATE 17, New Hampshire 10 (OT) | Durham, N.H.        |
|              | MARSHALL 49, Middle Tennessee 14            | Huntington, W.Va.   |
| Quarterfinal | Boise State 17, APPALACHIAN STATE 14        | Boise, Idaho        |
|              | MARSHALL 28, James Madison 21 (OT)          | Huntington, W.Va.   |
| Semifinal    | Boise State 28, MARSHALL 24                 | Boise, Idaho        |
| 1995         |                                             |                     |
| 1st round    | APPALACHIAN STATE 31, James Madison 24      | Boone, N.C.         |
|              | GEORGIA SOUTHERN 24, Troy State 21          | Troy, Ala.          |
|              | MARSHALL 38, Jackson State 8                | Huntington, W.Va.   |
| Quarterfinal | Stephen F. Austin 27, APPALACHIAN STATE 17  | Boone, N.C.         |
|              | Montana 45, GEORGIA SOUTHERN 0              | Missoula, Mont.     |
|              | MARSHALL 41, Northern Iowa 24               | Huntington, W.Va.   |
| Semifinal    | MARSHALL 25, McNeese State 13               | Lake Charles, La.   |
| Final        | Montana 22, MARSHALL 20                     | Huntington, W.Va.   |

# FCS PLAYOFF HISTORY



**1996**

|              |                                |                     |
|--------------|--------------------------------|---------------------|
| 1st round    | ETSU 35, Villanova 29          | Johnson City, Tenn. |
|              | FURMAN 42, Northern Arizona 31 | Flagstaff, Ariz.    |
| Quarterfinal | MARSHALL 59, Delaware 14       | Huntington, W.Va.   |
|              | MARSHALL 54, FURMAN 0          | Huntington, W.Va.   |
|              | Montana 44, ETSU 14            | Missoula, Mont.     |
| Semifinal    | MARSHALL 31, Northern Iowa 14  | Huntington, W.Va.   |
| Final        | MARSHALL 49, Montana 29        | Huntington, W.Va.   |

**1997**

|              |                                     |                 |
|--------------|-------------------------------------|-----------------|
| 1st round    | GEORGIA SOUTHERN 52, Florida A&M 37 | Statesboro, Ga. |
| Quarterfinal | Delaware 16, GEORGIA SOUTHERN 7     | Newark, Del.    |

**1998**

|              |                                           |                    |
|--------------|-------------------------------------------|--------------------|
| 1st round    | GEORGIA SOUTHERN 49, Colgate 28           | Statesboro, Ga.    |
|              | APPALACHIAN STATE 45, Tennessee State 31  | Boone, N.C.        |
| Quarterfinal | GEORGIA SOUTHERN 52, Connecticut 30       | Statesboro, Ga.    |
|              | Northwestern St. 31, APPALACHIAN STATE 20 | Natchitoches, La.  |
| Semifinal    | GEORGIA SOUTHERN 42, Western Illinois 14  | Statesboro, Ga.    |
| Final        | Massachusetts 55, GA. SOUTHERN 43         | Chattanooga, Tenn. |

**1999**

|              |                                          |                    |
|--------------|------------------------------------------|--------------------|
| 1st round    | GEORGIA SOUTHERN 72, Northern Arizona 29 | Statesboro, Ga.    |
|              | Massachusetts 30, FURMAN 23 OT           | Greenville, S.C.   |
|              | Florida A&M 44, APPALACHIAN STATE 29     | Boone, N.C.        |
| Quarterfinal | GEORGIA SOUTHERN 38, Massachusetts 21    | Statesboro, Ga.    |
| Semifinal    | GEORGIA SOUTHERN 28, Illinois State 17   | Statesboro, Ga.    |
| Final        | GEORGIA SOUTHERN 59, Youngstown St. 24   | Chattanooga, Tenn. |

**2000**

|              |                                       |                    |
|--------------|---------------------------------------|--------------------|
| 1st round    | GEORGIA SOUTHERN 42, McNeese State 17 | Statesboro, Ga.    |
|              | Hofstra 31, FURMAN 24                 | Greenville, S.C.   |
|              | APPALACHIAN STATE 33, Troy State 30   | Troy, Ala.         |
| Quarterfinal | GEORGIA SOUTHERN 48, Hofstra 20       | Statesboro, Ga.    |
|              | APPALACHIAN STATE 17, W. Kentucky 14  | Bowling Green, Ky. |
| Semifinal    | GEORGIA SOUTHERN 27, Delaware 18      | Statesboro, Ga.    |
|              | Montana 19, APPALACHIAN STATE 16 (OT) | Missoula, Mont.    |
| Final        | GEORGIA SOUTHERN 27, Montana 25       | Chattanooga, Tenn. |

**2001**

|              |                                           |                    |
|--------------|-------------------------------------------|--------------------|
| 1st round    | GEORGIA SOUTHERN 60, Florida A&M 35       | Statesboro, Ga.    |
|              | FURMAN 24, Western Kentucky 20            | Greenville, S.C.   |
|              | APPALACHIAN STATE 40, William & Mary 27   | Boone, N.C.        |
| Quarterfinal | GEORGIA SOUTHERN 38, APPALACHIAN STATE 24 | Statesboro, Ga.    |
|              | FURMAN 34, Lehigh 17                      | Greenville, S.C.   |
| Semifinal    | FURMAN 24, GEORGIA SOUTHERN 17            | Statesboro, Ga.    |
| Final        | Montana 13, FURMAN 6                      | Chattanooga, Tenn. |

**2002**

|              |                                          |                   |
|--------------|------------------------------------------|-------------------|
| 1st round    | GEORGIA SOUTHERN 34, Bethune-Cookman 0   | Statesboro, Ga.   |
|              | Villanova 45, FURMAN 38                  | Philadelphia, Pa. |
|              | Maine 14, APPALACHIAN STATE 13           | Boone, N.C.       |
| Quarterfinal | GEORGIA SOUTHERN 31, Maine 7             | Statesboro, Ga.   |
| Semifinal    | Western Kentucky 31, GEORGIA SOUTHERN 28 | Statesboro, Ga.   |

**2003**

|              |                                   |                   |
|--------------|-----------------------------------|-------------------|
| 1st round    | WOFFORD 31, North Carolina A&T 10 | Spartanburg, S.C. |
| Quarterfinal | WOFFORD 34, Western Kentucky 17   | Spartanburg, S.C. |
| Semifinal    | Delaware 24, WOFFORD 9            | Newark, Del.      |

**2004**

|              |                                       |                  |
|--------------|---------------------------------------|------------------|
| 1st round    | New Hampshire 27, GEORGIA SOUTHERN 21 | Statesboro, Ga.  |
|              | FURMAN 49, Jacksonville State 7       | Greenville, S.C. |
| Quarterfinal | James Madison 14, FURMAN 13           | Greenville, S.C. |

**2005**

|              |                                            |                    |
|--------------|--------------------------------------------|--------------------|
| 1st round    | APPALACHIAN STATE 34, Lafayette 23         | Boone, N.C.        |
|              | Texas State 50, GEORGIA SOUTHERN 35        | San Marcos, Texas  |
|              | FURMAN 14, Nicholls State 12               | Greenville, S.C.   |
| Quarterfinal | APPALACHIAN STATE 38, Southern Illinois 24 | Boone, N.C.        |
|              | FURMAN 24, Richmond 20                     | Richmond, Va.      |
| Semifinal    | APPALACHIAN STATE 29, FURMAN 23            | Boone, N.C.        |
| Final        | APPALACHIAN STATE 21, Northern Iowa 16     | Chattanooga, Tenn. |

**2006**

|              |                                           |                    |
|--------------|-------------------------------------------|--------------------|
| 1st round    | Montana State 31, FURMAN 13               | Bozeman, Mont.     |
|              | APPALACHIAN STATE 45, Coastal Carolina 28 | Boone, N.C.        |
| Quarterfinal | APPALACHIAN STATE 38, Montana State 17    | Boone, N.C.        |
| Semifinal    | APPALACHIAN STATE 49, Youngstown State 24 | Boone, N.C.        |
| Final        | APPALACHIAN STATE 28, Massachusetts 17    | Chattanooga, Tenn. |

**2007**

|              |                                             |                    |
|--------------|---------------------------------------------|--------------------|
| 1st round    | APPALACHIAN STATE 28, James Madison 27      | Boone, N.C.        |
|              | WOFFORD 23, Montana 22                      | Missoula, Mont.    |
| Quarterfinal | APPALACHIAN STATE 38, Eastern Washington 35 | Boone, N.C.        |
|              | Richmond 21, WOFFORD 10                     | Spartanburg, S.C.  |
| Semifinal    | APPALACHIAN STATE 55, Richmond 35           | Boone, N.C.        |
| Final        | APPALACHIAN STATE 49, Delaware 21           | Chattanooga, Tenn. |

**2008**

|              |                                               |                   |
|--------------|-----------------------------------------------|-------------------|
| 1st round    | APPALACHIAN STATE 37, South Carolina State 21 | Boone, N.C.       |
|              | James Madison 38, WOFFORD 35                  | Harrisonburg, Va. |
| Quarterfinal | Richmond 38, APPALACHIAN STATE 10             | Boone, N.C.       |

**2009**

|              |                                               |                 |
|--------------|-----------------------------------------------|-----------------|
| 1st round    | APPALACHIAN STATE 20, South Carolina State 13 | Boone, N.C.     |
|              | Richmond 16, ELON 13                          | Richmond, Va.   |
| Quarterfinal | APPALACHIAN STATE 35, Richmond 31             | Richmond, Va.   |
| Semifinal    | Montana 24, APPALACHIAN STATE 17              | Missoula, Mont. |

**2010**

|              |                                              |                    |
|--------------|----------------------------------------------|--------------------|
| 1st round    | GEORGIA SOUTHERN 41, South Carolina State 16 | Statesboro, Ga.    |
| 2nd round    | GEORGIA SOUTHERN 31, William & Mary 15       | Williamsburg, Va.  |
|              | APPALACHIAN STATE 42, Western Illinois 14    | Boone, N.C.        |
|              | WOFFORD 17, Jacksonville State 14            | Jacksonville, Ala. |
| Quarterfinal | Villanova 42, APPALACHIAN STATE 24           | Boone, N.C.        |
|              | GEORGIA SOUTHERN 23, WOFFORD 20              | Spartanburg, S.C.  |
| Semifinal    | Delaware 27, GEORGIA SOUTHERN 10             | Newark, Del.       |

**2011**

|              |                                           |                   |
|--------------|-------------------------------------------|-------------------|
| 2nd round    | GEORGIA SOUTHERN 55, Old Dominion 48      | Statesboro, Ga.   |
|              | Maine 34, APPALACHIAN STATE 12            | Boone, N.C.       |
|              | Northern Iowa 28, WOFFORD 21              | Cedar Falls, Iowa |
| Quarterfinal | GEORGIA SOUTHERN 35, Maine 23             | Statesboro, Ga.   |
| Semifinal    | North Dakota State 35, GEORGIA SOUTHERN 7 | Fargo, N.D.       |

**2012**

|              |                                              |                   |
|--------------|----------------------------------------------|-------------------|
| 2nd round    | GEORGIA SOUTHERN 24, Central Arkansas 16     | Statesboro, Ga.   |
|              | Illinois State 38, APPALACHIAN STATE 37 (OT) | Boone, N.C.       |
|              | WOFFORD 23, New Hampshire 7                  | Spartanburg, S.C. |
| Quarterfinal | GEORGIA SOUTHERN 49, Old Dominion 35         | Norfolk, Va.      |
|              | North Dakota State 14, WOFFORD 7             | Fargo, N.D.       |
| Semifinal    | North Dakota State 23, GEORGIA SOUTHERN 20   | Fargo, N.D.       |

**2013**

|           |                                    |                    |
|-----------|------------------------------------|--------------------|
| 1st round | FURMAN 30, South Carolina State 20 | Orangeburg, S.C.   |
|           | Jacksonville State 55, SAMFORD 14  | Jacksonville, Ala. |
| 2nd round | North Dakota State 38, FURMAN 7    | Fargo, N.D.        |

**2014**

|              |                                  |                    |
|--------------|----------------------------------|--------------------|
| 2nd round    | CHATTANOOGA 35, Indiana State 14 | Chattanooga, Tenn. |
| Quarterfinal | New Hampshire 35, CHATTANOOGA 30 | Durham, N.H.       |

**2015**

|           |                                            |                    |
|-----------|--------------------------------------------|--------------------|
| 1st round | CHATTANOOGA 50, Fordham 20                 | Chattanooga, Tenn. |
|           | THE CITADEL 41, Coastal Carolina 38        | Conway, S.C.       |
| 2nd round | Jacksonville State 41, CHATTANOOGA 35 (OT) | Jacksonville, Ala. |
|           | Charleston Southern 14, THE CITADEL 6      | Charleston, S.C.   |

**2016**

|              |                                       |                    |
|--------------|---------------------------------------|--------------------|
| 1st round    | CHATTANOOGA 45, Weber State 14        | Chattanooga, Tenn. |
|              | WOFFORD 15, Charleston Southern 14    | Charleston, S.C.   |
|              | Youngstown State 38, SAMFORD 24       | Youngstown, Ohio   |
| 2nd round    | WOFFORD 17, THE CITADEL 3             | Charleston, S.C.   |
|              | Sam Houston State 41, CHATTANOOGA 36  | Huntsville, Texas  |
| Quarterfinal | Youngstown State 30, WOFFORD 23 (2OT) | Youngstown, Ohio   |

**2017**

|              |                                   |                   |
|--------------|-----------------------------------|-------------------|
| 1st round    | Kennesaw State 28, SAMFORD 17     | Kennesaw, Ga.     |
|              | FURMAN 28, Elon 27                | Elon, N.C.        |
| 2nd round    | WOFFORD 28, FURMAN 10             | Spartanburg, S.C. |
| Quarterfinal | North Dakota State 42, WOFFORD 10 | Fargo, N.D.       |

**2018**

|           |                                |                    |
|-----------|--------------------------------|--------------------|
| 1st round | WOFFORD 19, Elon 7             | Spartanburg, S.C.  |
|           | Jacksonville State 34, ETSU 27 | Jacksonville, Ala. |
| 2nd round | Kennesaw State 13, WOFFORD 10  | Kennesaw, Ga.      |

**2019**

|           |                               |                    |
|-----------|-------------------------------|--------------------|
| 1st round | Kennesaw State 28, WOFFORD 21 | Spartanburg, S.C.  |
|           | Austin Peay 42, FURMAN 6      | Clarksville, Tenn. |



|                |                                            |                     |
|----------------|--------------------------------------------|---------------------|
| <b>2020-21</b> |                                            |                     |
| 1st round      | James Madison 31, VMI 24                   | Harrisonburg, Va.   |
| <b>2021</b>    |                                            |                     |
| 2nd round      | ETSU 32, Kennesaw State 31                 | Johnson City, Tenn. |
| Quarterfinal   | North Dakota State 27, ETSU 3              | Fargo, N.D.         |
| <b>2022</b>    |                                            |                     |
| 1st round      | FURMAN 31, Elon 6                          | Greenville, S.C.    |
| 2nd round      | UIW 41, FURMAN 38                          | San Antonio, Texas  |
| Quarterfinal   | SAMFORD 48, Southeastern Louisiana 42 (OT) | Birmingham, Ala.    |
|                | North Dakota State 27, SAMFORD 9           | Fargo, N.D.         |
| <b>2023</b>    |                                            |                     |
| 1st round      | CHATTANOOGA 24, Austing Peay 21            | Clarksville, Tenn.  |
|                | MERCER 17, Gardner-Webb 7                  | Macon, Ga.          |
| 2nd round      | FURMAN 26, Chattanooga 7                   | Greenville, S.C.    |
| Quarterfinal   | South Dakota State 41, MERCER 0            | Brookings, S.D.     |
|                | Montana 35, FURMAN 28                      | Missoula, Mont.     |

| Current SoCon schools in the playoffs |      |     |      |        |          |           |
|---------------------------------------|------|-----|------|--------|----------|-----------|
| Team                                  | App. | Won | Lost | Pct.   | Champion | Runner-up |
| The Citadel                           | 5    | 2   | 5    | .286   | 0        | 0         |
| ETSU                                  | 3    | 2   | 3    | .400   | 0        | 0         |
| Furman                                | 20   | 21  | 19   | .525   | 1        | 2         |
| Mercer                                | 1    | 1   | 1    | .52100 | 0        | 0         |
| Samford                               | 6    | 3   | 6    | .333   | 0        | 0         |
| Chattanooga                           | 5    | 4   | 5    | .444   | 0        | 0         |
| VMI                                   | 0    | 1   | 0    | .000   | 0        | 0         |
| Western Carolina                      | 1    | 3   | 1    | .750   | 0        | 1         |
| Wofford                               | 10   | 9   | 10   | .474   | 0        | 0         |

| SoCon records in the playoffs     |               |               |
|-----------------------------------|---------------|---------------|
|                                   | Nonconference | Overall       |
| Opening Round*:                   | 11-7          | 11-7          |
| Second Round:                     | 48-29         | 51-31         |
| In Quarterfinals:                 | 25-19         | 29-23         |
| In Semifinals:                    | 12-10         | 16-13         |
| In Championship Game:             | 8-8           | 8-8           |
| <b>All rounds in FCS Playoffs</b> | <b>104-73</b> | <b>115-82</b> |
| <b>All rounds percentage</b>      | <b>.588</b>   | <b>.584</b>   |


\*- Field was expanded from 16 to 20 teams in 2010. First round of four games was added to start the playoffs. Four more games were added when field expanded in 2013. The 2020-21 playoffs included just 16 teams.

### NCAA FCS Championship game results

| Year    | Result                                       | Site (Attendance)             |
|---------|----------------------------------------------|-------------------------------|
| 1978    | Florida A&M 35, Massachusetts 20             | Wichita Falls, Texas (13,604) |
| 1979    | Eastern Kentucky 30, Lehigh 7                | Orlando, Fla. (5,500)         |
| 1980    | Boise State 31, Eastern Kentucky 29          | Sacramento, Calif. (8,157)    |
| 1981    | Idaho State 34, Eastern Kentucky 23          | Wichita Falls, Texas (11,003) |
| 1982    | Eastern Kentucky 17, Delaware 14             | Wichita Falls, Texas (11,257) |
| 1983    | Southern Illinois 43, WESTERN CAROLINA 17    | CHARLESTON, S.C. (15,950)     |
| 1984    | Montana State 19, Louisiana Tech 6           | CHARLESTON, S.C. (9,125)      |
| 1985    | Georgia Southern 44, FURMAN 42               | Tacoma, Wash. (5,306)         |
| 1986    | Georgia Southern 48, Arkansas State 21       | Tacoma, Wash. (4,419)         |
| 1987    | Northeast Louisiana 43, MARSHALL 42          | Pocatello, Idaho (11,513)     |
| 1988    | FURMAN 17, Georgia Southern 12               | Pocatello, Idaho (11,500)     |
| 1989    | Georgia Southern 37, Stephen F. Austin 34    | Statesboro, Ga. (25,725)      |
| 1990    | Georgia Southern 36, Nevada-Reno 13          | Statesboro, Ga. (23,204)      |
| 1991    | Youngstown State 25, MARSHALL 17             | Statesboro, Ga. (12,667)      |
| 1992    | MARSHALL 31, Youngstown State 28             | HUNTINGTON, W.VA. (31,304)    |
| 1993    | Youngstown State 17, MARSHALL 5              | HUNTINGTON, W.VA. (29,218)    |
| 1994    | Youngstown State 28, Boise State 14          | HUNTINGTON, W.VA. (27,674)    |
| 1995    | Montana 22, MARSHALL 20                      | HUNTINGTON, W.VA. (32,106)    |
| 1996    | MARSHALL 49, Montana 29                      | HUNTINGTON, W.VA. (30,052)    |
| 1997    | Youngstown State 10, McNeese State 9         | CHATTANOOGA, TENN. (14,771)   |
| 1998    | Massachusetts 55, GA. SOUTHERN 43            | CHATTANOOGA, TENN. (17,501)   |
| 1999    | GEORGIA SOUTHERN 59, Youngstown St. 24       | CHATTANOOGA, TENN. (20,052)   |
| 2000    | GEORGIA SOUTHERN 27, Montana 25              | CHATTANOOGA, TENN. (17,156)   |
| 2001    | Montana 13, FURMAN 6                         | CHATTANOOGA, TENN. (12,698)   |
| 2002    | Western Kentucky 34, McNeese State 14        | CHATTANOOGA, TENN. (12,360)   |
| 2003    | Delaware 40, Colgate 0                       | CHATTANOOGA, TENN. (14,281)   |
| 2004    | James Madison 31, Montana 21                 | CHATTANOOGA, TENN. (16,771)   |
| 2005    | APPALACHIAN STATE 21, Northern Iowa 16       | CHATTANOOGA, TENN. (20,236)   |
| 2006    | APPALACHIAN STATE 28, Massachusetts 17       | CHATTANOOGA, TENN. (22,808)   |
| 2007    | APPALACHIAN STATE 49, Delaware 21            | CHATTANOOGA, TENN. (23,010)   |
| 2008    | Richmond 24, Montana 7                       | CHATTANOOGA, TENN. (17,823)   |
| 2009    | Villanova 23, Montana 21                     | CHATTANOOGA, TENN. (14,328)   |
| 2010    | Eastern Washington 20, Delaware 19           | Frisco, Texas (13,027)        |
| 2011    | North Dakota State 17, Sam Houston State 6   | Frisco, Texas (20,586)        |
| 2012    | North Dakota State 39, Sam Houston State 13  | Frisco, Texas (21,411)        |
| 2013    | North Dakota State 35, Towson 7              | Frisco, Texas (19,802)        |
| 2014    | North Dakota State 29, Illinois State 27     | Frisco, Texas (20,918)        |
| 2015    | North Dakota State 37, Jacksonville State 10 | Frisco, Texas (21,836)        |
| 2016    | James Madison 28, Youngstown State 14        | Frisco, Texas (14,423)        |
| 2017    | North Dakota State 17, James Madison 13      | Frisco, Texas (19,090)        |
| 2018    | North Dakota State 38, Eastern Washington 24 | Frisco, Texas (17,802)        |
| 2019    | North Dakota State 28, James Madison 20      | Frisco, Texas (17,866)        |
| 2020-21 | Sam Houston 23, South Dakota State 21        | Frisco, Texas (7,840)         |
| 2021    | North Dakota State 38, Montana State 10      | Frisco, Texas (18,942)        |
| 2022    | South Dakota State 45, North Dakota State 21 | Frisco, Texas (18,023)        |
| 2023    | South Dakota State 23, Montana 3             | Frisco, Texas (19,512)        |

Southern Conference teams and sites listed in caps.

#SoConFB



Georgia Southern's J.R. Revere had a 66-yard touchdown run in the Eagles' 59-24 win over Youngstown State in the 1999 title game.

## 1988: Furman 17, Georgia Southern 12

Dec. 17, 1988, Pocatello, Idaho

Unheralded Furman (13-2) downed Georgia Southern (12-3), 17-12, to capture the 1988 I-AA national championship.

Coach Erk Russell's team scored first when David Cool booted a 55-yard field goal, the longest in school history, to give the Eagles a 3-0 advantage midway through the first quarter. Furman's Frankie DeBusk moved the Paladins 88 yards in 13 plays and his 19-yard pass to Greg Key gave Furman the lead. Glen Connally's 36-yard field goal gave Furman a 10-3 lead at intermission.

After Cool's 48-yard field goal midway through the third quarter made it 10-6, Furman responded and scored on Dwight Sterling's 5-yard run to cap an 80-yard drive. Connally's extra point gave the Paladins a 17-6 cushion late in the third quarter. Georgia Southern's Mark Giles blocked a Bruce Leicht punt and returned it 30 yards for a touchdown with 12:22 left to make the score 17-12.

All-American linebacker Jeff Blankenship intercepted a Raymond Gross pass in the final minutes to seal the title for the Paladins.

|                  | 1Q | 2Q | 3Q | 4Q | F    |
|------------------|----|----|----|----|------|
| Georgia Southern | 3  | 0  | 3  | 6  | - 12 |
| Furman           | 7  | 3  | 7  | 0  | - 17 |

GSU- David Cool 55 FG

FUR- Greg Key 19 pass from Frankie DeBusk (Glen Connally kick)


FUR- Connally 36 FG

GSU- Cool 48 FG

FUR- Dwight Sterling 5 run (Connally kick)

GSU- Mark Giles 39 blocked punt return (pass failed)

| Team Stats      | FUR    | GSU    |
|-----------------|--------|--------|
| First Downs     | 17     | 14     |
| Rushes-Yards    | 54-231 | 52-134 |
| Passing Yards   | 124    | 64     |
| Passes          | 7-11-1 | 5-17-2 |
| Plays-Yards     | 65-335 | 69-198 |
| Fumbles-Lost    | 2-1    | 5-1    |
| Penalties-Yards | 5-34   | 3-27   |
| Punts-Average   | 5-32.2 | 4-47.3 |
| Possession      | 33:09  | 26:51  |



Sophomore quarterback Frankie DeBusk (22) led Furman to the 1988 national championship with a 17-12 win over Georgia Southern, as the Paladins became the first SoCon team and the first private school to claim the nation's top prize.

## 1992: Marshall 31, Youngstown State 28

Dec. 19, 1992, Huntington, W.Va.

Willy Merrick, taking over the kicking duties after his brother was suspended, booted a game-winning 22-yard field goal with 10 seconds left to lift Marshall (12-3) to the I-AA Championship title with a 31-28 victory over Youngstown State (11-3-1). It was the first field goal of Merrick's career and he added four extra points in the title game.

Marshall led 14-0 at intermission and increased the lead to 28-0 midway through the third quarter. But coach Jim Tressell's Penguins scored 28 straight points to tie the game on Kevin Smith's third touchdown of the day, a 10-yard run with 3:28 to go in the contest setting up Merrick's last-second heroics.

The Thundering Herd drove 76 yards in 14 plays and Michael Payton completed 7-of-9 passes for 60 yards in the game-winning drive. After a Marshall timeout, center Merrick kicked the game-winning field goal squarely through the uprights. Youngstown State drove to its own 29-yard line as the game ended.

|                  | 1Q | 2Q | 3Q | 4Q | F    |
|------------------|----|----|----|----|------|
| Youngstown State | 0  | 0  | 14 | 14 | - 28 |
| Marshall         | 0  | 14 | 14 | 3  | - 31 |

MU- Mike Bartum 6 pass from Michael Payton (Willy Merrick kick)

MU- Orlando Hatchett 5 run (Merrick kick)

MU- Glenn Pedro 1 run (Merrick kick)

MU- Hatchett 22 pass from Payton (Merrick kick)

YSU- Darian Williams 30 pass from Mike Cochran (Jeff Wilkins kick)


YSU- Kevin Smith 4 run (Wilkins kick)

YSU- Smith 1 run (Wilkins kick)

YSU- Smith 10 run (Wilkins kick)

MU- Merrick 25 FG

| Team Stats      | MU      | YSU     |
|-----------------|---------|---------|
| First Downs     | 26      | 17      |
| Rushes-Yards    | 42-185  | 34-116  |
| Passing Yards   | 270     | 256     |
| Passes          | 25-40-1 | 18-31-2 |
| Plays-Yards     | 82-455  | 65-372  |
| Fumbles-Lost    | 0-0     | 1-1     |
| Penalties-Yards | 7-40    | 3-20    |
| Punts-Average   | 5-39.8  | 6-41.6  |
| Possession      | 32:03   | 27:57   |



Willy Merrick kicked his first career field goal with 10 seconds remaining to send Marshall to its first FCS title with a 31-28 victory over Youngstown State.



## 1996: Marshall 49, Montana 29

Dec. 21, 1996, Huntington, W.Va.

In its final game in Division I-AA and as a member of the Southern Conference, No. 2-ranked Marshall (15-0) completed a perfect season by downing No. 1-ranked Montana (14-1), 49-29, to win its second national championship in five years. It marked the first time that two undefeated teams had met in the title game. The game was a rematch of the 1995 championship contest, won by Montana, 22-20.

Wide receiver Randy Moss, who would go on to NFL stardom, hauled in nine passes for 220 yards and four touchdowns leading the Thundering Herd to the victory. Moss set playoff records for touchdown receptions (9) and receiving yardage (636).

Coach Bob Pruett's team built a 46-6 lead in the fourth quarter. Eric Kresser tied a school and conference record with his 35th touchdown pass of the season.


Griz quarterback Brian Ah Yat set playoff records for pass completions (36) while wide receiver Joe Douglass set a playoff mark with 13 receptions.

Marshall downed Delaware (59-14), Furman (54-0) and Northern Iowa (31-14) setting up the title game with the Grizzlies.

|          | 1Q | 2Q | 3Q | 4Q | F    |
|----------|----|----|----|----|------|
| Marshall | 14 | 9  | 16 | 10 | - 49 |
| Montana  | 0  | 6  | 0  | 23 | - 29 |

- MU- Randy Moss 19 pass from Eric Kresser (Tim Openlander kick)
- MU- Marshall Chapman 61 run (Openlander kick)
- MU- Moss 70 pass from Kresser (kick failed)
- MU- Openlander 20 FG
- MON- Andy Larson 40 FG
- MON- Larson 27 FG
- MU- Moss 54 pass from Kresser (Openlander kick)
- MU- Chapman 9 run (Openlander kick)
- MU- Safety, Ah Yat intentional grounding
- MU- Moss 28 pass from Kresser (Openlander kick)
- MON- Joe Douglass 4 pass from Brian Ah Yat (Dallas Neil pass from Ah Yat)
- MON- Josh Branen 2 run (Neil pass from Ah Yat)
- MU- Openlander 37 FG
- MON- Jeff Paffhausen 18 pass from Ah Yat (Larson kick)

| Team Stats      | MU      | MON     |
|-----------------|---------|---------|
| First Downs     | 21      | 31      |
| Rushes-Yards    | 36-217  | 35-95   |
| Passing Yards   | 324     | 335     |
| Passes          | 18-28-0 | 36-55-1 |
| Plays-Yards     | 64-541  | 90-430  |
| Fumbles-Lost    | 0-0     | 2-1     |
| Penalties-Yards | 9-79    | 8-49    |
| Punts-Average   | 5-38.8  | 4-42.5  |
| Possession      | 28:47   | 31:13   |



Randy Moss hauled in four touchdown passes in Marshall's 49-29 championship victory over Montana as the Thundering Herd avenged a two-point loss to the Grizzlies in 1995.

## 1999: Georgia Southern 59, Youngstown State 24

Dec. 18, 1999, Chattanooga, Tenn.

Adrian Peterson ran for a playoff record 247 yards on 25 carries and scored three touchdowns as Georgia Southern (13-2) defeated Youngstown State, 59-24, to win the I-AA Championship in Chattanooga, Tenn.

Peterson, along with teammates Bennie Cunningham (129 yards and one touchdown) and Greg Hill (111 yards and one score), all rushed for 100 or more yards. In all, seven different players scored touchdowns for the Eagles.

Youngstown State scored on its first two drives and led 10-7 early in the second quarter, but Georgia Southern amassed 210 of its 638 yards on the ground in the second quarter when the Eagles scored four times to build a 38-14 lead at intermission. After Mark Griffith booted a 30-yard field goal in the third quarter to make the score 38-17, coach Paul Johnson's team scored three touchdowns to put the game out of reach.

The game pitted I-AA's winningest team in the previous 10 years (100), Youngstown State, against Georgia Southern, which amassed more playoff wins than any other team.

|                  | 1Q | 2Q | 3Q | 4Q | F    |
|------------------|----|----|----|----|------|
| Georgia Southern | 10 | 28 | 7  | 14 | - 59 |
| Youngstown State | 7  | 7  | 3  | 7  | - 24 |

- GSU- Chris Chambers 25 FG
- YSU- Adrian Brown 2 run (Mark Griffith kick)
- GSU- Greg Hill 42 run (Chambers kick)
- YSU- Jeff Ryan 3 run (Griffith kick)
- GSU- Adrian Peterson 3 run (Chambers kick)
- GSU- Bennie Cunningham 57 run (Chambers kick)
- GSU- Peterson 22 run (Chambers kick)
- GSU- Anthony Williams 72 punt return (Chambers kick)
- YSU- Griffith 30 FG
- GSU- Peterson 1 run (Chambers kick)
- GSU- Mark Myers 5 run (Chambers kick)
- GSU- J.R. Revere 66 run (Chambers kick)
- YSU- Brown 1 run (Griffith kick)

| Team Stats      | GSU    | YSU     |
|-----------------|--------|---------|
| First Downs     | 24     | 17      |
| Rushes-Yards    | 59-638 | 44-163  |
| Passing Yards   | 17     | 175     |
| Passes          | 1-4-0  | 11-20-1 |
| Plays-Yards     | 63-655 | 64-338  |
| Fumbles-Lost    | 1-0    | 1-0     |
| Penalties-Yards | 9-82   | 3-11    |
| Punts-Average   | 1-25.0 | 7-36.0  |
| Possession      | 27:47  | 32:13   |



Adrian Peterson shredded the Youngstown State defense for 247 yards and three touchdowns to give Georgia Southern its fifth national championship and first in nine seasons.

## 2000: Georgia Southern 27, Montana 25

Dec. 16, 2000, Chattanooga, Tenn.

Adrian Peterson rushed for 148 yards and two touchdowns and Georgia Southern withstood a fourth-quarter rally to defeat Montana 27-25 to win the school's second consecutive and sixth overall national crown.

Georgia Southern led 13-0 after one quarter when James McCoy recovered a fumble in the end zone for a score and Chris Johnson hauled in a 49-yard TD pass from J.R. Revere. After Chris Snyder put Montana on the board with a 38-yard field goal, Peterson bulled in from one-yard out to make the score 20-3 at halftime.

But Montana scored on three possessions in the second half to take a 23-20 lead in the fourth quarter. John Edwards connected with Etu Molden on a 17-yard scoring strike, Vince Huntsberger rambled 65 yards for a score and Yo Humphrey scored from two-yards out to give the Penguins the lead.

The Eagles answered on their first play from scrimmage when Peterson ran 57-yards to give Georgia Southern a 27-23 lead with 11:29 left. Montana scored with 15 seconds left when Scott Shelton was tackled in the end zone rather than attempt a punt.

|                  | 1Q | 2Q | 3Q | 4Q | F    |
|------------------|----|----|----|----|------|
| Georgia Southern | 13 | 7  | 0  | 7  | - 27 |
| Montana          | 3  | 0  | 6  | 16 | - 25 |

- GSU- James McCoy fumble recovery in end zone (Scott Shelton kick)
- GSU- Chris Johnson 49 pass from J.R. Revere (kick failed)
- UM- Chris Snyder 38 FG
- GSU- Adrian Peterson 1 run (Shelton kick)
- UM- Etu Molden 17 pass from John Edwards (kick failed)
- UM- Vince Huntsberger 65 run (kick failed)
- UM- Yo Humphrey 2 run (Humphrey pass from Edwards)
- GSU- Peterson 57 run (Shelton kick)
- UM- Team Safety, Shelton tackled in end zone

| Team Stats      | GSU    | UM      |
|-----------------|--------|---------|
| First Downs     | 14     | 28      |
| Rushes-Yards    | 51-277 | 36-211  |
| Passing Yards   | 113    | 276     |
| Passes          | 5-8-0  | 29-52-2 |
| Plays-Yards     | 59-390 | 88-487  |
| Fumbles-Lost    | 4-2    | 2-1     |
| Penalties-Yards | 8-60   | 5-36    |
| Punts-Average   | 6-39.2 | 4-28.8  |
| Possession      | 27:39  | 32:32   |



Adrian Peterson rushed for 148 yards and two of Georgia Southern's four touchdowns as it rallied past Montana to win its sixth national championship.

## 2005: Appalachian State 21, Northern Iowa 16

Dec. 16, 2005, Chattanooga, Tenn.

Appalachian State (12-3) rallied from a 16-7 halftime deficit to post a 21-16 victory over Northern Iowa and claim the 2005 national championship in Chattanooga, Tenn.

Without quarterback Richie Williams, who missed the first half with a severe ankle injury, the Mountaineer offense sputtered and Northern Iowa took advantage as Brian Wingert kicked field goals of 50, 26 yards and 21 yards and David Horn scored from two yards out. Kevin Richardson kept Appalachian State in the game with a five-yard touchdown run.

Richardson's one-yard run in the third quarter closed the game to 16-14. Midway through the fourth quarter, Appalachian State defensive end Marques Murrell stripped the ball from Northern Iowa quarterback Eric Sanders. Jason Hunter scooped up the ball and rambled 15 yards for the game-winning score with 9:14 to play to the delight of the more than 12,000-plus Appalachian State fans that made the trip to Tennessee for the contest.

Murrell and Hunter combined for two sacks down the stretch to snuff out a Northern Iowa rally.

|                   | 1Q | 2Q | 3Q | 4Q | F    |
|-------------------|----|----|----|----|------|
| Appalachian State | 0  | 7  | 7  | 7  | - 21 |
| Northern Iowa     | 6  | 10 | 0  | 0  | - 16 |

- UNI- Brian Wingert 50 FG
- UNI- Wingert 26 FG
- APP- Kevin Richardson 5 run (Julian Rauch kick)
- UNI- David Horn 2 run (Wingert kick)
- UNI- Wingert 21 FG
- APP- Richardson 1 run (Rauch kick)
- APP- Jason Hunter 15 fumble recovery (Rauch kick)

| Team Stats      | APP     | UNI     |
|-----------------|---------|---------|
| First Downs     | 18      | 21      |
| Rushes-Yards    | 28-46   | 47-102  |
| Passing Yards   | 252     | 181     |
| Passes          | 19-42-1 | 17-31-0 |
| Plays-Yards     | 60-298  | 78-283  |
| Fumbles-Lost    | 2-2     | 3-1     |
| Penalties-Yards | 4-40    | 5-45    |
| Punts-Average   | 7-41.9  | 9-37.9  |
| Possession      | 23:34   | 36:26   |



Zach Johnson (10) and Richie Williams (7) celebrate as Appalachian State wrapped up its first national championship with a 21-16 come-from-behind win over Northern Iowa.



## 2006: Appalachian State 28, Massachusetts 17

Dec. 15, 2006, Chattanooga, Tenn.

Kevin Richardson scored four touchdowns to lead No. 1-ranked Appalachian State (14-1) to a 28-17 victory over No. 3-ranked Massachusetts. Richardson also rushed for 179 of Appalachian State's 285 yards on the ground.

The Minutemen scored on their first possession to take a 7-0 lead when Matt Lawrence scored from 1 yard out. The Mountaineers answered when Richardson burst through the line for a 45-yard score with 1:15 left in the first quarter. Richardson's 6-yard TD run with 49 seconds left in the half gave Appalachian State a 14-7 lead.

Liam Coen connected with Brad Lisorti for a 17-yard score with 4:22 left in the third quarter. Tied 14-14 entering the fourth quarter, Appalachian State took the lead for good when Richardson scored on a four-yard jaunt with 13:22 to go. Following a 42-yard field goal by Chris Koeplin for the Minutemen, Richardson scored again, this time from 2 yards out with 1:51 to go to put the game out of reach.

An overflow crowd of 22,808 were on hand for the contest, including some 15,000 Mountaineers fans on hand to watch Appalachian State repeat as national champion.

|                   | 1Q | 2Q | 3Q | 4Q | F    |
|-------------------|----|----|----|----|------|
| Appalachian State | 7  | 7  | 0  | 14 | - 28 |
| Massachusetts     | 7  | 0  | 7  | 3  | - 17 |

- UM- Matt Lawrence 1 run (Chris Koeplin kick)
- APP- Kevin Richardson 45 run (Julian Rauch kick)
- APP- Richardson 6 run (Rauch kick)
- UM- Brad Listorti 17 pass from Liam Coen (Koeplin kick)
- APP- Richardson 4 run (Rauch kick)
- UM- Koeplin 42 FG
- APP- Richardson 2 run (Rauch kick)

| Team Stats      | APP     | UMass   |
|-----------------|---------|---------|
| First Downs     | 24      | 19      |
| Rushes-Yards    | 53-285  | 32-151  |
| Passing Yards   | 146     | 221     |
| Passes          | 12-19-1 | 20-33-2 |
| Plays-Yards     | 72-431  | 65-372  |
| Fumbles-Lost    | 0-0     | 0-0     |
| Penalties-Yards | 3-15    | 2-25    |
| Punts-Average   | 4-31.5  | 4-44.8  |
| Possession      | 33:10   | 26:50   |



Kevin Richardson rushed for 179 yards and four touchdowns as Appalachian State became just the fifth team to repeat as national champion.

## 2007: Appalachian State 49, Delaware 21

Dec. 14, 2007, Chattanooga, Tenn.

Three months after Appalachian State (13-2) stunned the college football world with a 34-32 upset at No. 5-ranked Michigan, coach Jerry Moore's team closed the deal with a 49-21 victory over Delaware (11-4) to annex its third consecutive national title.

Armanti Edwards threw for three touchdowns as the Mountaineers built a 21-0 lead and cruised to the win over the Blue Hens to become only the third team to win three straight FCS national crowns.

Kevin Richardson, Devon Moore, Daniel Kilgore and Dexter Jackson all scored first-half touchdowns as the Mountaineers led 28-7 at intermission as most of the 23,010 fans in attendance stood throughout awaiting the three-peat.


Richards caught an 8-yard TD pass late in the third quarter but Delaware's Omar Cuff answered with a touchdown of his own with 54 seconds left in the third quarter. Richardson and Trey Elder scored fourth quarter touchdowns to put the game out of reach.

Edwards completed 9-of-15 passes for 198 yards and rushed for 89 more in the triumph.

|                   | 1Q | 2Q | 3Q | 4Q | F    |
|-------------------|----|----|----|----|------|
| Delaware          | 0  | 7  | 7  | 7  | - 21 |
| Appalachian State | 14 | 14 | 7  | 14 | - 49 |

- APP- Kevin Richardson 19 pass from Armanti Edwards (Julian Rauch kick)
- APP- Devon Moore 46 run (Rauch kick)
- APP- Daniel Kilgore fumble recovery in end zone (Rauch kick)
- UD- Mark Duncan 39 pass from Joe Flacco (Jon Striefsky kick)
- APP- Dexter Jackson 60 pass from Edwards (Rauch kick)
- APP- Richardson 8 pass from Edwards (Rauch kick)
- UD- Omar Cuff 1 run (Striefsky kick)
- APP- Richardson 6 run (Rauch kick)
- APP- Trey Elder 53 run (Rauch kick)
- UD- Duncan 75 kickoff return (Striefsky kick)

| Team Stats      | Del     | APP    |
|-----------------|---------|--------|
| First Downs     | 24      | 26     |
| Rushes-Yards    | 31-98   | 51-358 |
| Passing Yards   | 334     | 198    |
| Passes          | 23-48-0 | 9-15-0 |
| Plays-Yards     | 79-432  | 66-556 |
| Fumbles-Lost    | 0-0     | 1-0    |
| Penalties-Yards | 9-94    | 9-87   |
| Punts-Average   | 4-32.8  | 4-38.2 |
| Possession      | 27:53   | 32:07  |



Armanti Edwards amassed 287 total yards (198 passing, 89 rushing) and threw three touchdown passes in a 49-21 rout of Delaware to lead Appalachian State to its record-breaking third straight FCS title in 2007.

## INDIVIDUAL RECORDS

### Most points

- 32, Adrian Peterson (GSU) vs. Massachusetts, 12/4/99
- 24, John Bagwell (FUR) vs. Ga. Southern, 12/21/85
- 24, Chris Parker (MAR) vs. Delaware, 12/4/93
- 24, Randy Moss (MAR) vs. Montana, 12/21/96
- 24, Greg Hill (GSU) vs. Florida A&M, 11/29/97
- 24, Kevin Richardson (APP) vs. Montana State, 12/2/06
- 24, Kevin Richardson (APP) vs. Massachusetts, 12/15/00
- 24, Armanti Edwards (APP) vs. Richmond, 12/7/07
- 24, Dane Romero (WOF) vs. James Madison, 11/29/08
- 24, Jerick McKinnon (GSU) at Old Dominion, 12/8/12

### Yards rushing

- 333, Adrian Peterson (GSU) vs. Massachusetts, 12/4/99
- 316, Jerick McKinnon (GSU) vs. Central Arkansas, 12/1/12
- 313, Armanti Edwards (APP) vs. Richmond, 12/7/07
- 264, DeAndre Presley (APP) vs. Western Illinois, 12/4/10
- 255, Dominique Swope (GSU) vs. Old Dominion, 12/3/11
- 247, Adrian Peterson (GSU) vs. Youngstown State, 12/18/99
- 247, Eric Breitenstein (WOF) vs. New Hampshire, 12/1/12
- 238, Greg Hill (GSU) vs. Florida A&M, 11/29/97
- 236, John Settle (APP) vs. Nicholls State, 11/29/86
- 232, Adrian Peterson (GSU) vs. Connecticut, 12/5/98

### Rushing attempts

- 41, Chris Parker (MAR) vs. Troy State, 12/11/93
- 40, Chris Parker (MAR) vs. Howard, 12/18/95
- 38, Chris Parker (MAR) vs. Boise State, 12/10/94
- 37, John Settle (APP) vs. Nicholls State, 11/29/86
- 36, Chris Parker (MAR) vs. Middle Tennessee State, 11/26/94
- 35, Jimmy Watkins (APP) vs. William & Mary, 12/1/01
- 34, Ron Darby (MAR) vs. Appalachian State, 12/12/87
- 34, Adrian Peterson (GSU) vs. Delaware, 12/9/00
- 33, Chris Parker (MAR) vs. Delaware, 11/27/93
- 33, Damon Scott (APP) vs. James Madison, 11/25/95
- 33, Adrian Peterson (GSU) vs. Connecticut, 12/5/98
- 33, Louis Ivory (FUR) vs. Hofstra, 11/25/00
- 33, Louis Ivory (FUR) vs. Western Kentucky, 12/1/01
- 33, Terrance McCall (APP) vs. Tennessee State, 11/28/98
- 33, Dominique Allen (CIT) at Coastal Carolina, 11/28/15

### Touchdowns rushing

- 5, Adrian Peterson (GSU) vs. Massachusetts, 12/4/99
- 4, John Bagwell (FUR) vs. Georgia Southern, 12/21/85
- 4, Chris Parker (MAR) vs. Delaware, 12/4/93
- 4, Greg Hill (GSU) vs. Northern Arizona, 11/27/99
- 4, Jimmy Watkins (APP) vs. William & Mary, 12/1/01
- 4, Kevin Richardson (APP) vs. Montana State, 12/2/06
- 4, Kevin Richardson (APP) vs. Massachusetts, 12/15/06
- 4, Kevin Richardson (APP) vs. Richmond, 12/7/07
- 4, Dane Romero (WOF) vs. James Madison, 11/29/08
- 4, Jerick McKinnon (GSU) at Old Dominion, 12/8/12

### Yards passing

- 474, Tony Petersen (MAR) vs. Northeast Louisiana, 12/19/87
- 449, Eric Kresser (MAR) vs. Delaware, 11/30/96
- 433, Armanti Edwards (APP) vs. South Carolina St., 11/29/08
- 396, Devlin Hodges (SAM) at Kennesaw State, 11/25/17
- 387, Tony Petersen (MAR) vs. James Madison, 11/28/87
- 376, Jeff Gilbert (WCU) vs. Colgate, 11/26/83
- 373, Jamal Jackson (APP) vs. Illinois State, 12/1/12
- 372, Devlin Hodges (SAM) at Youngstown State, 11/26/16
- 367, Richie Williams (APP) vs. Southern Illinois, 12/3/05
- 363, Michael Payton (MAR) vs. Youngstown State, 12/21/91

### Completions

- 39, Devlin Hodges (SAM) at Kennesaw State, 11/25/17
- 33, Jamal Jackson (APP) vs. Illinois State, 12/1/12
- 33, Devlin Hodges (SAM) at Youngstown State, 11/26/16
- 31, DeAndre Presley (APP) vs. Villanova, 12/11/10
- 30, Michael Payton (MAR) vs. Youngstown State, 12/21/91
- 30, Seth Morgan (VMI) at James Madison, 4/24/21
- 29, Greg Ryan (ETSU) vs. Montana, 12/7/96
- 29, Armanti Edwards (APP) vs. South Carolina St., 11/29/08
- 28, Jeff Gilbert (WCU) vs. Holy Cross, 12/3/83
- 28, Tony Petersen (MAR) vs. Northeast Louisiana, 12/19/87
- 28, Armanti Edwards (APP) vs. Montana, 12/12/09
- 28, Jacob Huesman (UTC) at New Hampshire, 12/12/14

### Passing attempts

- 66, Devlin Hodges (SAM) at Kennesaw State, 11/25/17
- 56, DeAndre Presley (APP) vs. Villanova, 12/11/10

- 54, Tony Petersen (MAR) vs. Northeast Louisiana, 12/19/87
- 54, Armanti Edwards (APP) vs. Montana, 12/12/09
- 52, Jeff Gilbert (WCU) vs. Holy Cross, 12/3/83
- 51, Greg Ryan (ETSU) vs. Montana, 12/7/96
- 51, Devlin Hodges (SAM) at Youngstown State, 11/26/16
- 50, Seth Morgan (VMI) at James Madison, 4/24/21
- 49, Joe Burchette (APP) vs. Montana, 12/9/00
- 47, Jeff Gilbert (WCU) vs. Colgate, 11/26/83
- 47, Tyler Huff (FUR) vs. Montana, 12/8/24

### Touchdown passes

- 4, Tony Petersen (MAR) vs. James Madison, 11/28/87
- 4, Tony Petersen (MAR) vs. Weber State, 12/5/87
- 4, Tony Petersen (MAR) vs. Northeast Louisiana, 12/19/87
- 4, Eric Kresser (MAR) vs. Montana, 12/21/96
- 4, Ingle Martin (FUR) vs. Jacksonville State, 11/27/04
- 4, Armanti Edwards (APP) vs. South Carolina St., 11/29/08
- 4, Quincy Crittendon (SAM) vs. Southeastern La. (OT), 12/3/22
- 3, Jeff Gilbert (WCU) vs. Colgate, 11/26/83
- 3, Jeff Gilbert (WCU) vs. Holy Cross, 12/3/83
- 3, Michael Payton (MAR) vs. Northern Iowa, 12/7/91
- 3, Todd Donnan (MAR) vs. Middle Tennessee State, 12/5/92
- 3, Todd Donnan (MAR) vs. Middle Tennessee State, 11/26/94
- 3, Greg Ryan (ETSU) vs. Villanova, 11/30/96
- 3, Richie Williams (APP) vs. Southern Illinois, 12/3/05
- 3, Armanti Edwards (APP) vs. Coastal Carolina, 11/25/06
- 3, Armanti Edwards (APP) vs. Richmond, 12/7/07
- 3, Armanti Edwards (APP) vs. Delaware, 12/14/07
- 3, Devlin Hodges (SAM) at Youngstown State, 11/26/16
- 3, Tyler Riddell (ETSU) vs. Kennesaw State, 12/4/21

### Receptions

- 13, Sean Price (APP) vs. Illinois State, 12/1/12
- 13, Jakob Herres (VMI) at James Madison, 4/24/21
- 12, Bear Rinehart (FUR) vs. Villanova, 11/30/02
- 12, Terrell Hudgins (Elon) vs. Richmond, 11/28/09
- 12, Chris Shelling (SAM) at Kennesaw State, 11/25/17
- 11, Anthony Stringfield (ETSU) vs. Montana, 12/7/96
- 11, Troy Albea (APP) vs. Montana, 12/9/00
- 11, Justin Stepp (FUR) vs. Richmond, 12/3/05
- 11, Andrew Peacock (APP) vs. Illinois State, 12/1/12
- 11, Karel Hamilton (SAM) at Youngstown State, 11/26/16
- 11, Kelvin McKnight (SAM) at Youngstown State, 11/26/16

### Receiving yards

- 288, Randy Moss (MAR) vs. Delaware, 11/30/96
- 220, Randy Moss (MAR) vs. Montana, 12/21/96
- 195, Mike Barber (MAR) vs. Northeast Louisiana, 12/19/87
- 189, Troy Brown (MAR) vs. Middle Tennessee State, 12/5/92
- 188, Troy Brown (MAR) vs. Eastern Kentucky, 11/28/92
- 186, Brian Dowler (MAR) vs. Northern Iowa, 12/7/91
- 186, Chris Shelling (SAM) at Kennesaw State, 11/25/17
- 177, Troy Albea (APP) vs. Montana, 12/9/00
- 171, Jakob Herres (VMI) at James Madison, 4/24/21
- 167, Terrell Hudgins (Elon) vs. Richmond, 11/28/09
- 167, Sean Price (APP) vs. Illinois State, 12/1/12

### Touchdowns receiving

- 4, Randy Moss (MAR) vs. Montana, 12/21/96
- 3, Keith Baxter (MAR) vs. Weber State, 12/5/87
- 3, Brian Dowler (MAR) vs. Northern Iowa, 12/7/91



- 3, Troy Brown (MAR) vs. Middle Tennessee State, 12/5/92
- 3, Randy Moss (MAR) vs. Delaware, 11/30/96
- 3, Corey Joyner (GSU) vs. Western Illinois, 12/5/98
- 3, Kelvin McKnight (SAM) at Youngstown State, 11/26/16
- 2, Eric Rasheed (WCU) vs. Colgate, 11/26/83
- 2, Eric Rasheed (WCU) vs. Holy Cross, 12/3/83
- 2, Troy Douglas (APP) vs. Nicholls State, 11/29/86
- 2, Sean Doctor (MAR) vs. James Madison, 11/28/87
- 2, Keith Baxter (MAR) vs. Northeast Louisiana, 12/19/87
- 2, Troy Brown (MAR) vs. Eastern Kentucky, 11/28/92
- 2, Shawn Goodwyn (MAR) vs. Middle Tenn. St., 11/26/94
- 2, Anthony Stringfield (ETSU) vs. Villanova, 11/30/96
- 2, Jody Wade (MAR) vs. Northern Arizona, 11/30/96
- 2, Randy Moss (MAR) vs. Furman, 12/7/96
- 2, Isaac West (FUR) vs. Jacksonville State, 11/27/04
- 2, Nic Cardwell (APP) vs. Richmond, 12/7/07
- 2, Kevin Richardson (APP) vs. Delaware, 12/14/07
- 2, Brian Quick (APP) vs. South Carolina State, 11/29/08
- 2, Alphonso Stewart (UTC) vs. Weber State, 11/26/16
- 2, Andy Schumpert (FUR) at Elon, 11/25/17
- 2, Quay Holmes (ETSU) vs. Kennesaw State, 12/4/21
- 2, Judd Cockett (SAM) vs. Southeastern La. (OT), 12/3/22

### Extra-point attempts

- 10, Chris Chambers (GSU) vs. Northern Arizona, 11/27/99
- 8, Kevin Esval (FUR) vs. Rhode Island, 12/7/85
- 8, Tim Openlander (MAR) vs. Delaware, 11/30/96
- 8, Julian Rauch (APP) vs. Richmond, 12/7/07
- 7, John Mitchell (MAR) vs. Weber State, 12/5/87
- 7, Tim Openlander (MAR) vs. Furman, 12/7/96
- 7, Chris Chambers (GSU) vs. Connecticut, 12/5/98
- 7, Scott Shelton (GSU) vs. Florida A&M, 12/1/01
- 7, Scott Beckler (FUR) vs. Jacksonville State, 11/27/04
- 7, Julian Rauch (APP) vs. Youngstown State, 12/9/06
- 7, Julian Rauch (APP) vs. Delaware, 12/14/07
- 7, Adrian Mora (GSU) vs. Old Dominion, 12/3/11
- 7, Alex Hanks (GSU) at Old Dominion, 12/1/12

### Field goals made

- 4, Scott Shelton (GSU) vs. Florida A&M, 12/1/01
- 4, Luke Carter (WOF) vs. Elon, 11/24/18
- 4, Ian Williams (FUR) vs. Chattanooga State, 11/27/24
- 3, Dean Biasucci (WCU) vs. Furman, 12/10/83
- 3, David Merrick (MAR) vs. Eastern Kentucky, 11/28/92
- 3, Mark Wright (APP) vs. Montana, 12/9/00
- 3, Adrian Mora (GSU) at Wofford, 12/11/10

### Field-goal attempts

- 5, Luke Carter (WOF) vs. Elon, 11/24/18
- 4, Dean Biasucci (WCU) vs. Furman, 12/10/83
- 4, Bjorn Nittmo (APP) vs. Nicholls State, 11/29/86
- 4, Scott Shelton (GSU) vs. Florida A&M, 12/1/01
- 4, Adam Shreiner (Elon) vs. Richmond, 11/28/09
- 4, Adrian Mora (GSU) at Wofford, 12/11/10
- 4, Eric Goins (CIT) at Coastal Carolina, 11/28/15
- 4, Cody Clark (CIT) vs. Wofford, 12/3/16
- 4, Henrique Ribeiro (UTC) at Sam Houston State, 12/3/16
- 4, Ian Williams (FUR) vs. Chattanooga State, 12/2/24

Marshall's Tony Petersen owns the top single-game FCS Playoff marks in SoCon history in touchdown passes and yards passing, setting both records in 1987.

Petersen threw for four touchdowns three times in the playoffs that season, setting the record against James Madison on Nov. 18 and matching it a week later against Weber State. Two weeks after that, Petersen threw another four touchdowns and passed for a SoCon FCS Playoff-record 474 yards against Northeast Louisiana in a 43-42 loss in the title game, obliterating the record of 387 yards he set against JMU.



## TEAM RECORDS

**Points scored**

72, Georgia Southern vs. Northern Arizona, 11/27/99  
 60, Georgia Southern vs. Florida A&M, 12/1/01  
 59, Furman vs. Rhode Island 12/7/85  
 59, Marshall vs. Delaware, 11/30/96  
 55, Appalachian State vs. Richmond, 12/7/07  
 55, Georgia Southern vs. Old Dominion, 12/3/11  
 54, Marshall vs. Furman, 12/7/96  
 52, Georgia Southern vs. Florida A&M, 11/29/97  
 52, Georgia Southern vs. Connecticut, 12/5/98  
 51, Marshall vs. Weber State, 12/5/87

**First downs**

35, Marshall vs. Middle Tennessee State, 11/26/94  
 32, Georgia Southern at Old Dominion, 12/1/12  
 31, Samford vs. Southeastern Louisiana (OT), 12/3/22  
 30, Georgia Southern vs. Connecticut, 12/5/98  
 30, Georgia Southern vs. Hofstra, 12/2/00  
 30, Appalachian State vs. South Carolina State, 11/29/08  
 29, Georgia Southern vs. Northern Arizona, 11/27/99  
 29, Appalachian State vs. Richmond, 12/7/07  
 29, Appalachian State vs. Montana, 12/12/09  
 29, Chattanooga at Sam Houston State, 12/3/16

**Total offense**

689, Marshall vs. Delaware, 11/30/96  
 659, Georgia Southern vs. Northern Arizona, 11/27/99  
 655, Georgia Southern vs. Youngstown State, 12/18/99  
 632, Georgia Southern at Old Dominion, 12/1/12  
 617, Appalachian State vs. Richmond, 12/7/07  
 611, Georgia Southern vs. Connecticut, 12/5/98  
 607, Georgia Southern vs. Old Dominion, 12/3/11  
 595, Georgia Southern vs. Massachusetts, 12/19/98  
 586, Furman vs. Eastern Kentucky, 11/24/90  
 576, Marshall vs. Northeast Louisiana, 12/19/87

**Rushing attempts**

78, The Citadel at Coastal Carolina, 11/28/15  
 77, Georgia Southern vs. South Carolina State, 11/27/10  
 76, Georgia Southern vs. Appalachian State, 12/8/01  
 73, Georgia Southern vs. Connecticut, 12/5/98  
 72, Wofford vs. Western Kentucky, 12/6/03  
 71, Georgia Southern at Old Dominion, 12/1/12  
 71, Wofford vs. New Hampshire, 12/1/12  
 70, Georgia Southern vs. Hofstra, 12/2/00  
 68, Appalachian State vs. James Madison, 11/25/95  
 68, Georgia Southern vs. Delaware, 12/9/00

**Rushing yards**

638, Georgia Southern vs. Youngstown State, 12/18/99  
 602, Georgia Southern at Old Dominion, 12/1/12  
 557, Georgia Southern vs. Northern Arizona, 11/27/99  
 530, Georgia Southern vs. Connecticut, 12/5/98  
 524, The Citadel at Coastal Carolina, 11/28/15  
 479, Georgia Southern vs. McNeese State, 11/25/00  
 477, Georgia Southern vs. Old Dominion, 12/3/11  
 470, Georgia Southern vs. Massachusetts, 12/4/99  
 457, Georgia Southern vs. Colgate, 11/28/98  
 457, Georgia Southern vs. Massachusetts, 12/19/98

**Rushing touchdowns**

8, Georgia Southern vs. Northern Arizona, 11/27/99  
 7, Georgia Southern vs. Colgate, 11/28/98  
 7, Georgia Southern vs. Connecticut, 12/5/98  
 7, Georgia Southern vs. Youngstown State, 12/18/99  
 7, Georgia Southern at Old Dominion, 12/1/12  
 6, Georgia Southern vs. Florida A&M, 11/29/97  
 6, Appalachian State vs. Youngstown State, 12/9/06  
 6, Georgia Southern vs. Old Dominion, 12/3/11  
 5, Furman vs. Georgia Southern, 12/21/85  
 5, Georgia Southern vs. Massachusetts, 12/19/98  
 5, Georgia Southern vs. Massachusetts, 12/4/99  
 5, Georgia Southern vs. Massachusetts, 12/4/99  
 5, Georgia Southern vs. McNeese State, 11/25/00  
 5, Georgia Southern vs. Hofstra, 12/2/00  
 5, Appalachian State vs. William & Mary, 12/1/01  
 5, Furman vs. Villanova, 11/30/02  
 5, Wofford vs. Western Kentucky, 12/6/03  
 5, Appalachian State vs. Montana State, 12/2/06

5, Appalachian State vs. Richmond, 12/7/07  
 5, Wofford at James Madison, 11/29/08

**Passing yards**

474, Marshall vs. Northeast Louisiana, 12/19/87  
 449, Marshall vs. Delaware, 11/30/96  
 433, Appalachian State vs. South Carolina State, 11/29/08  
 396, Samford at Kennesaw State, 11/25/17  
 387, Marshall vs. James Madison, 11/28/87  
 383, Appalachian State vs. Illinois State, 12/1/12  
 376, Western Carolina vs. Holy Cross, 12/3/83  
 372, Samford at Youngstown State, 11/26/16  
 367, Appalachian State vs. Southern Illinois, 12/3/05  
 363, Marshall vs. Youngstown State, 12/21/91

**Passing completions**

39, Samford at Kennesaw State, 11/25/17  
 35, ETSU vs. Montana, 12/7/96  
 34, Appalachian State vs. Illinois State, 12/1/12  
 33, Samford at Youngstown State, 11/26/16  
 31, Appalachian State vs. Villanova, 12/11/10  
 30, Marshall vs. Youngstown State, 12/21/91  
 30, Marshall vs. Eastern Kentucky, 11/28/92  
 30, VMI at James Madison, 4/24/21  
 30, Samford at North Dakota State, 12/9/22  
 29, Appalachian State vs. South Carolina State, 11/29/08

**Passing attempts**

66, Samford at Kennesaw State, 11/25/17  
 64, ETSU vs. Montana, 12/7/96  
 56, Appalachian State vs. Villanova, 12/11/10  
 54, Marshall vs. Northeast Louisiana, 12/19/87  
 54, Appalachian State vs. Montana, 12/12/09  
 52, Western Carolina vs. Holy Cross, 12/3/83  
 51, Samford at Youngstown State, 11/26/16  
 50, VMI at James Madison, 4/24/21  
 49, Appalachian State vs. Montana, 12/9/00  
 47, Western Carolina vs. Colgate, 11/26/83  
 47, Samford at North Dakota State, 12/9/22  
 47, Furman at Montana, 12/8/24



J.J. Wilcox rushed for two touchdowns as Georgia Southern defeated South Carolina State, 41-16, in 2010 in its first playoff game in five seasons.

## SOUTHERN CONFERENCE FOOTBALL BOWL HISTORY

| Bowl      | Site               | Date          | SoCon team        | Opponent             | W/L | Score |
|-----------|--------------------|---------------|-------------------|----------------------|-----|-------|
| Rose      | Pasadena, Calif.   | Jan. 1, 1926  | Alabama           | Washington           | W   | 20-19 |
| Rose      | Pasadena, Calif.   | Jan. 1, 1927  | Alabama           | Stanford             | T   | 7-7   |
| Rose      | Pasadena, Calif.   | Jan. 1, 1929  | Georgia Tech      | California           | W   | 8-7   |
| Rose      | Pasadena, Calif.   | Jan. 1, 1931  | Alabama           | Washington State     | W   | 24-0  |
| Rose      | Pasadena, Calif.   | Jan. 1, 1932  | Tulane            | Southern California  | L   | 21-12 |
| Rose      | Pasadena, Calif.   | Jan. 2, 1939  | Duke              | Southern California  | L   | 7-3   |
| Cotton    | Dallas, Texas      | Jan. 1, 1940  | Clemson           | Boston College       | W   | 6-3   |
| Rose      | Durham, N.C.       | Jan. 1, 1942  | Duke              | Oregon State         | L   | 20-16 |
| Sugar     | New Orleans, La.   | Jan. 1, 1945  | Duke              | Alabama              | W   | 29-26 |
| Gator     | Jacksonville, Fla. | Jan. 1, 1946  | Wake Forest       | South Carolina       | W   | 26-14 |
| Gator     | Jacksonville, Fla. | Jan. 1, 1946  | South Carolina    | Wake Forest          | L   | 26-14 |
| Gator     | Jacksonville, Fla. | Jan. 1, 1947  | N.C. State        | Oklahoma             | L   | 34-13 |
| Sugar     | New Orleans, La.   | Jan. 1, 1947  | North Carolina    | Georgia              | L   | 20-10 |
| Sun       | El Paso, Texas     | Jan. 1, 1947  | Virginia Tech     | Cincinnati           | L   | 18-6  |
| Dixie     | Birmingham, Ala.   | Jan. 1, 1947  | William & Mary    | Arkansas             | L   | 21-19 |
| Delta     | Memphis, Tenn.     | Jan. 1, 1948  | William & Mary    | Oklahoma A&M (State) | W   | 20-0  |
| Gator     | Jacksonville, Fla. | Jan. 1, 1948  | Maryland          | Georgia              | T   | 20-20 |
| Dixie     | Birmingham, Ala.   | Jan. 1, 1949  | Wake Forest       | Baylor               | L   | 20-7  |
| Gator     | Jacksonville, Fla. | Jan. 1, 1949  | Clemson           | Missouri             | W   | 24-23 |
| Sugar     | New Orleans, La.   | Jan. 1, 1949  | North Carolina    | Oklahoma             | L   | 14-6  |
| Cotton    | Dallas, Texas      | Jan. 2, 1950  | North Carolina    | Rice                 | L   | 27-13 |
| Gator     | Jacksonville, Fla. | Jan. 2, 1950  | Maryland          | Missouri             | W   | 20-7  |
| Gator     | Jacksonville, Fla. | Jan. 1, 1951  | Washington & Lee  | Wyoming              | L   | 20-7  |
| Orange    | Miami, Fla.        | Jan. 1, 1951  | Clemson           | Miami, Fla.          | W   | 15-14 |
| Gator     | Jacksonville, Fla. | Jan. 1, 1952  | Clemson           | Miami, Fla.          | L   | 14-0  |
| Sugar     | New Orleans, La.   | Jan. 2, 1952  | Maryland          | Tennessee            | W   | 28-13 |
| Sugar     | New Orleans, La.   | Jan. 1, 1954  | West Virginia     | Georgia Tech         | L   | 42-19 |
| Sun       | El Paso, Texas     | Jan. 1, 1957  | George Washington | UTEP                 | W   | 13-0  |
| Tangerine | Orlando, Fla.      | Dec. 30, 1960 | The Citadel       | Tennessee Tech       | W   | 27-0  |
| Tangerine | Orlando, Fla.      | Dec. 12, 1964 | East Carolina     | Massachusetts        | W   | 14-13 |
| Liberty   | Memphis, Tenn.     | Dec. 19, 1964 | West Virginia     | Utah                 | L   | 32-6  |
| Tangerine | Orlando, Fla.      | Dec. 11, 1965 | East Carolina     | Maine                | W   | 31-0  |
| Tangerine | Orlando, Fla.      | Dec. 27, 1968 | Richmond          | Ohio                 | W   | 49-42 |
| Tangerine | Orlando, Fla.      | Dec. 26, 1969 | Davidson          | Toledo               | L   | 56-33 |
| Tangerine | Orlando, Fla.      | Dec. 28, 1970 | William & Mary    | Toledo               | L   | 40-12 |
| Tangerine | Orlando, Fla.      | Dec. 28, 1971 | Richmond          | Toledo               | L   | 28-3  |

**Total: 16-18-2**

## NATIONAL CHAMPIONS

| Year | Team         | Record | Coach                 | Organization                    |
|------|--------------|--------|-----------------------|---------------------------------|
| 1925 | Alabama      | 10-0   | Wallace Wade          | Helms Athletic Foundation, CFRA |
| 1926 | Alabama      | 9-0-1  | Wallace Wade          | Helms Athletic Foundation, CFRA |
| 1927 | Georgia      | 9-1-0  | George "Kid" Woodruff | Boand System, Poling System     |
| 1928 | Georgia Tech | 10-0   | William Alexander     | International News Service      |
| 1930 | Alabama      | 10-0   | Wallace Wade          | CFRA                            |

CFRA - College Football Researchers Association



# YEAR-BY-YEAR STANDINGS

| 1922              | CONF |   | OVERALL |       |
|-------------------|------|---|---------|-------|
|                   | W    | L | T       |       |
| North Carolina    | 5    | 0 | 0       | 9 1 0 |
| Georgia Tech      | 4    | 0 | 0       | 7 2 0 |
| Vanderbilt        | 3    | 0 | 0       | 8 0 1 |
| Virginia Tech     | 3    | 0 | 0       | 8 1 1 |
| Florida           | 2    | 0 | 0       | 7 2 0 |
| Auburn            | 2    | 1 | 0       | 8 2 0 |
| Tennessee         | 3    | 2 | 0       | 8 2 0 |
| Alabama           | 3    | 2 | 1       | 6 3 1 |
| Virginia          | 1    | 1 | 1       | 4 4 1 |
| Mississippi State | 2    | 3 | 0       | 3 4 2 |
| Kentucky          | 1    | 2 | 0       | 6 3 0 |
| Clemson           | 1    | 2 | 0       | 5 4 0 |
| Washington & Lee  | 1    | 2 | 0       | 5 3 1 |
| Maryland          | 1    | 2 | 0       | 4 5 1 |
| Louisiana State   | 1    | 2 | 0       | 3 7 0 |
| Georgia           | 1    | 3 | 1       | 5 4 1 |
| Tulane            | 1    | 4 | 0       | 4 4 0 |
| South Carolina    | 0    | 2 | 0       | 5 4 0 |
| Mississippi       | 0    | 2 | 0       | 4 5 1 |
| NC State          | 0    | 5 | 0       | 4 6 0 |

| 1923              | CONF |   | OVERALL |       |
|-------------------|------|---|---------|-------|
|                   | W    | L | T       |       |
| Washington & Lee  | 4    | 0 | 1       | 6 3 1 |
| Vanderbilt        | 3    | 0 | 1       | 5 2 1 |
| Florida           | 1    | 0 | 2       | 6 1 2 |
| Georgia Tech      | 1    | 0 | 4       | 3 2 4 |
| VMI               | 5    | 1 | 0       | 9 1 0 |
| Alabama           | 4    | 1 | 1       | 7 2 1 |
| Virginia Tech     | 4    | 2 | 0       | 6 3 0 |
| Maryland          | 2    | 1 | 0       | 7 2 1 |
| Mississippi State | 2    | 1 | 2       | 5 2 2 |
| Georgia           | 3    | 2 | 0       | 5 3 1 |
| Tennessee         | 4    | 3 | 0       | 5 4 1 |
| Tulane            | 2    | 2 | 1       | 6 3 1 |
| North Carolina    | 2    | 2 | 1       | 5 3 1 |
| Clemson           | 1    | 1 | 1       | 5 2 1 |
| NC State          | 1    | 5 | 0       | 3 7 0 |
| Auburn            | 0    | 1 | 3       | 3 3 3 |
| Kentucky          | 0    | 2 | 2       | 4 3 2 |
| Virginia          | 0    | 4 | 1       | 3 5 1 |
| Louisiana State   | 0    | 3 | 0       | 3 5 1 |
| Mississippi       | 0    | 4 | 0       | 4 6 0 |
| South Carolina    | 0    | 4 | 0       | 4 6 0 |

| 1924              | CONF |   | OVERALL |       |
|-------------------|------|---|---------|-------|
|                   | W    | L | T       |       |
| Alabama           | 5    | 0 | 0       | 8 1 0 |
| Florida           | 2    | 0 | 1       | 6 2 2 |
| Georgia           | 5    | 1 | 0       | 7 3 0 |
| Tulane            | 4    | 1 | 0       | 8 1 0 |
| Washington & Lee  | 4    | 1 | 1       | 6 3 1 |
| Mississippi State | 3    | 2 | 0       | 5 4 0 |
| Sewanee           | 3    | 2 | 0       | 6 4 0 |
| South Carolina    | 3    | 2 | 0       | 7 3 0 |
| Virginia          | 3    | 2 | 0       | 5 4 0 |
| Georgia Tech      | 3    | 2 | 1       | 5 3 1 |
| Virginia Tech     | 2    | 2 | 3       | 4 2 3 |
| Vanderbilt        | 3    | 3 | 0       | 6 3 1 |
| VMI               | 2    | 3 | 1       | 6 3 1 |
| North Carolina    | 2    | 3 | 0       | 4 5 0 |
| Kentucky          | 2    | 3 | 0       | 4 5 0 |
| Maryland          | 1    | 2 | 1       | 3 3 3 |
| Auburn            | 2    | 4 | 1       | 4 4 1 |
| NC State          | 1    | 4 | 1       | 2 4 2 |
| Louisiana State   | 0    | 3 | 0       | 5 4 0 |
| Mississippi       | 0    | 3 | 0       | 4 5 0 |
| Clemson           | 0    | 3 | 0       | 2 6 0 |
| Tennessee         | 0    | 4 | 0       | 3 5 0 |

| 1925              | CONF |   | OVERALL |        |
|-------------------|------|---|---------|--------|
|                   | W    | L | T       |        |
| Alabama           | 7    | 0 | 0       | 10 0 0 |
| Tulane            | 5    | 0 | 0       | 9 0 1  |
| North Carolina    | 4    | 0 | 1       | 7 1 1  |
| Washington & Lee  | 5    | 1 | 0       | 5 5 0  |
| Virginia          | 4    | 1 | 1       | 7 1 1  |
| Georgia Tech      | 4    | 1 | 1       | 6 2 1  |
| Kentucky          | 4    | 2 | 0       | 6 3 0  |
| Florida           | 3    | 2 | 0       | 8 2 0  |
| Auburn            | 3    | 2 | 1       | 5 3 1  |
| Virginia Tech     | 3    | 3 | 1       | 5 3 2  |
| Vanderbilt        | 3    | 3 | 0       | 6 3 0  |
| Tennessee         | 2    | 2 | 1       | 5 2 1  |
| South Carolina    | 2    | 2 | 0       | 7 3 0  |
| Georgia           | 2    | 4 | 0       | 4 5 0  |
| Sewanee           | 1    | 4 | 0       | 4 4 1  |
| Mississippi State | 1    | 4 | 0       | 3 4 1  |
| VMI               | 2    | 4 | 0       | 6 4 0  |
| Louisiana State   | 0    | 2 | 1       | 5 3 1  |
| NC State          | 0    | 4 | 1       | 3 5 1  |

|             |   |   |   |       |
|-------------|---|---|---|-------|
| Mississippi | 0 | 4 | 0 | 5 5 0 |
| Clemson     | 0 | 4 | 0 | 1 7 0 |
| Maryland    | 0 | 4 | 0 | 2 5 1 |

| 1926              | CONF |   | OVERALL |       |
|-------------------|------|---|---------|-------|
|                   | W    | L | T       |       |
| Alabama           | 8    | 0 | 0       | 9 0 1 |
| Tennessee         | 5    | 1 | 0       | 8 1 0 |
| Vanderbilt        | 4    | 1 | 0       | 8 1 0 |
| Georgia           | 4    | 2 | 0       | 5 4 0 |
| South Carolina    | 4    | 2 | 0       | 6 4 0 |
| Virginia          | 4    | 2 | 1       | 6 2 2 |
| Virginia Tech     | 3    | 2 | 1       | 5 3 1 |
| Washington & Lee  | 3    | 2 | 1       | 4 3 2 |
| Georgia Tech      | 4    | 3 | 0       | 4 5 0 |
| North Carolina    | 3    | 3 | 0       | 4 5 0 |
| Auburn            | 3    | 3 | 0       | 5 4 0 |
| Louisiana State   | 3    | 3 | 0       | 6 3 0 |
| Mississippi       | 2    | 2 | 0       | 5 4 0 |
| Mississippi State | 2    | 3 | 0       | 5 4 0 |
| VMI               | 2    | 4 | 0       | 5 5 0 |
| Tulane            | 2    | 4 | 0       | 3 5 1 |
| Maryland          | 1    | 3 | 1       | 5 4 1 |
| Clemson           | 1    | 3 | 0       | 2 7 0 |
| Florida           | 1    | 4 | 1       | 2 6 2 |
| Kentucky          | 1    | 4 | 1       | 2 6 1 |
| NC State          | 0    | 4 | 0       | 4 6 0 |
| Sewanee           | 0    | 5 | 0       | 2 6 0 |

| 1927              | CONF |   | OVERALL |       |
|-------------------|------|---|---------|-------|
|                   | W    | L | T       |       |
| Georgia Tech      | 7    | 0 | 1       | 8 1 1 |
| Tennessee         | 5    | 0 | 1       | 8 0 1 |
| Vanderbilt        | 5    | 0 | 2       | 8 1 2 |
| NC State          | 4    | 0 | 0       | 9 1 0 |
| Georgia           | 6    | 1 | 0       | 9 1 0 |
| Florida           | 5    | 2 | 0       | 7 3 0 |
| Mississippi       | 3    | 2 | 0       | 5 3 0 |
| Virginia          | 4    | 4 | 0       | 5 4 0 |
| Clemson           | 2    | 2 | 0       | 5 3 1 |
| Alabama           | 3    | 4 | 1       | 5 4 1 |
| Louisiana State   | 2    | 3 | 1       | 4 4 1 |
| Mississippi State | 2    | 3 | 0       | 5 3 0 |
| Washington & Lee  | 2    | 3 | 0       | 4 4 1 |
| Virginia Tech     | 2    | 3 | 0       | 5 4 0 |
| Maryland          | 3    | 5 | 0       | 4 7 0 |
| South Carolina    | 2    | 4 | 0       | 4 5 0 |
| VMI               | 2    | 4 | 0       | 6 4 0 |
| Tulane            | 2    | 5 | 1       | 2 5 1 |
| North Carolina    | 2    | 5 | 0       | 4 6 0 |
| Sewanee           | 1    | 4 | 0       | 2 6 0 |
| Kentucky          | 1    | 5 | 0       | 3 6 1 |
| Auburn            | 0    | 6 | 1       | 0 7 2 |

| 1928              | CONF |   | OVERALL |        |
|-------------------|------|---|---------|--------|
|                   | W    | L | T       |        |
| Georgia Tech      | 7    | 0 | 0       | 10 0 0 |
| Tennessee         | 6    | 0 | 1       | 9 0 1  |
| Florida           | 6    | 1 | 0       | 8 1 0  |
| Virginia Tech     | 4    | 1 | 0       | 7 2 0  |
| Alabama           | 6    | 2 | 0       | 6 3 0  |
| Louisiana State   | 3    | 1 | 1       | 6 2 1  |
| Clemson           | 4    | 2 | 0       | 8 3 0  |
| Vanderbilt        | 4    | 2 | 0       | 8 2 0  |
| Tulane            | 3    | 3 | 1       | 6 3 1  |
| Mississippi       | 3    | 3 | 0       | 5 4 0  |
| North Carolina    | 2    | 2 | 2       | 5 3 2  |
| Kentucky          | 2    | 2 | 1       | 4 3 1  |
| South Carolina    | 2    | 2 | 1       | 6 2 2  |
| Maryland          | 2    | 3 | 1       | 6 3 1  |
| VMI               | 2    | 3 | 1       | 5 3 2  |
| Georgia           | 2    | 4 | 0       | 4 5 0  |
| NC State          | 1    | 3 | 1       | 4 5 1  |
| Mississippi State | 1    | 4 | 0       | 2 4 2  |
| Virginia          | 1    | 6 | 0       | 2 6 1  |
| Washington & Lee  | 1    | 6 | 0       | 2 8 0  |
| Sewanee           | 0    | 5 | 0       | 2 7 0  |
| Auburn            | 0    | 7 | 0       | 1 8 0  |

| 1929            | CONF |   | OVERALL |       |
|-----------------|------|---|---------|-------|
|                 | W    | L | T       |       |
| Tulane          | 6    | 0 | 0       | 9 0 0 |
| Tennessee       | 6    | 0 | 1       | 9 0 1 |
| North Carolina  | 7    | 1 | 0       | 9 1 0 |
| Florida         | 6    | 1 | 0       | 8 2 0 |
| Vanderbilt      | 5    | 1 | 0       | 7 2 0 |
| Kentucky        | 3    | 1 | 1       | 6 1 1 |
| Georgia         | 4    | 2 | 0       | 6 4 0 |
| VMI             | 4    | 2 | 0       | 8 2 0 |
| Duke            | 2    | 1 | 0       | 4 6 0 |
| Louisiana State | 3    | 2 | 0       | 6 3 0 |
| Alabama         | 4    | 3 | 0       | 6 3 0 |
| Clemson         | 3    | 3 | 0       | 8 3 0 |

|                   |   |   |   |       |
|-------------------|---|---|---|-------|
| Virginia Tech     | 2 | 3 | 0 | 5 4 0 |
| Georgia Tech      | 3 | 5 | 0 | 3 6 0 |
| South Carolina    | 2 | 5 | 0 | 6 5 0 |
| Virginia          | 1 | 3 | 2 | 4 3 2 |
| Maryland          | 1 | 3 | 1 | 4 4 2 |
| Washington & Lee  | 1 | 4 | 1 | 3 5 1 |
| Mississippi       | 0 | 4 | 2 | 1 6 2 |
| Mississippi State | 0 | 3 | 1 | 1 5 2 |
| Sewanee           | 0 | 4 | 1 | 2 5 2 |
| NC State          | 0 | 5 | 0 | 1 8 0 |
| Auburn            | 0 | 7 | 0 | 2 7 0 |

| 1930             | CONF |   | OVERALL |        |
|------------------|------|---|---------|--------|
|                  | W    | L | T       |        |
| Alabama          | 8    | 0 | 0       | 10 0 0 |
| Tulane           | 5    | 0 | 0       | 8 1 0  |
| Tennessee        | 6    | 1 | 0       | 9 1 0  |
| Duke             | 4    | 1 | 1       | 8 1 2  |
| Vanderbilt       | 5    | 2 | 0       | 8 2 0  |
| Maryland         | 4    | 2 | 0       | 7 5 0  |
| Florida          | 4    | 2 | 1       | 6 3 1  |
| North Carolina   | 4    | 2 | 2       | 5 3 2  |
| Clemson          | 3    | 2 | 0       | 8 2 0  |
| Georgia          | 3    | 2 | 1       | 7 2 1  |
| Kentucky         | 4    | 3 | 0       | 5 3 0  |
| South Carolina   | 4    | 3 | 0       | 6 4 0  |
| Virginia Tech    | 2    | 3 | 1       | 5 3 1  |
| Miss State       | 2    | 3 | 0       | 2 7 0  |
| Georgia Tech     | 2    | 4 | 1       | 2 6 1  |
| Louisiana State  | 2    | 4 | 0       | 2 6 1  |
| Virginia         | 2    | 5 | 0       | 4 6 0  |
| Sewanee          | 1    | 4 | 0       | 3 6 1  |
| NC State         | 1    | 5 | 0       | 2 8 0  |
| Mississippi      | 1    | 5 | 0       | 3 5 1  |
| Auburn           | 1    | 6 | 0       | 3 7 0  |
| Washington & Lee | 0    | 4 | 1       | 3 6 1  |
| VMI              | 0    | 5 | 0       | 3 6 0  |

| 1931              | CONF |   | OVERALL |        |
|-------------------|------|---|---------|--------|
|                   | W    | L | T       |        |
| Tulane            | 8    | 0 | 0       | 11 1 0 |
| Tennessee         | 6    | 0 | 1       | 9 0 1  |
| Alabama           | 7    | 1 | 0       | 9 1 0  |
| Georgia           | 6    | 1 | 0       | 8 2 0  |
| Maryland          | 4    | 1 | 1       | 8 1 1  |
| Kentucky          | 4    | 2 | 2       | 5 2 2  |
| Louisiana State   | 3    | 2 | 0       | 5 4 0  |
| Duke              | 3    | 3 | 1       | 5 3 2  |
| South Carolina    | 3    | 3 | 1       | 5 4 1  |
| Auburn            | 3    | 3 | 0       | 5 3 0  |
| Sewanee           | 3    | 3 | 0       | 6 3 1  |
| Vanderbilt        | 3    | 4 | 0       | 5 4 0  |
| North Carolina    | 2    | 3 | 3       | 4 3 3  |
| Washington & Lee  | 2    | 3 | 0       | 4 5 1  |
| Florida           | 2    | 4 | 2       | 2 6 2  |
| Georgia Tech      | 2    | 4 | 1       | 2 7 1  |
| VMI               | 2    | 4 | 0       | 3 6 1  |
| NC State          | 2    | 4 | 0       | 3 6 0  |
| Virginia Tech     | 1    | 4 | 1       | 3 4 2  |
| Clemson           | 1    | 4 | 0       | 1 6 2  |
| Mississippi       | 1    | 5 | 0       | 2 6 1  |
| Virginia          | 0    | 5 | 1       | 2 6 1  |
| Mississippi State | 0    | 5 | 0       | 2 6 0  |

| 1932              | CONF |   | OVERALL |       |
|-------------------|------|---|---------|-------|
|                   | W    | L | T       |       |
| Tennessee         | 7    | 0 | 1       | 9 0 1 |
| Auburn            | 6    | 0 | 1       | 9 0 1 |
| Louisiana State   | 4    | 0 | 0       | 6 3 1 |
| Virginia Tech     | 6    | 1 | 0       | 8 1 0 |
| Vanderbilt        | 4    | 1 | 2       | 6 1 2 |
| NC State          | 3    | 1 | 1       | 6 1 2 |
| Alabama           | 5    | 2 | 0       | 8 2 0 |
| Tulane            | 5    | 2 | 1       | 6 2 1 |
| Duke              | 5    | 3 | 0       | 7 3 0 |
| Georgia Tech      | 4    | 4 | 1       | 4 5 1 |
| South Carolina    | 2    | 2 | 2       | 5 4 2 |
| Kentucky          | 4    | 5 | 0       | 4 5 0 |
| Virginia          | 2    | 3 | 0       | 5 4 0 |
| Mississippi       | 2    | 3 | 0       | 5 6 0 |
| Georgia           | 2    | 4 | 2       | 5 5 2 |
| Maryland          | 2    | 4 | 0       | 5 6 0 |
| North Carolina    | 2    | 5 | 1       | 3 5 2 |
| VMI               | 1    | 4 | 0       | 2 8 0 |
| Washington & Lee  | 1    | 4 | 0       | 1 9 0 |
| Florida           | 1    | 6 | 0       | 3 6 0 |
| Clemson           | 0    | 4 | 0       | 3 5 1 |
| Mississippi State | 0    | 4 | 0       | 3 5 0 |
| Sewanee           | 0    | 6 | 0       | 2 7 1 |

| 1933             | CONF |   | OVERALL |       |
|------------------|------|---|---------|-------|
|                  | W    | L | T       |       |
| Duke             | 4    | 0 | 0       | 9 1 0 |
| South Carolina   | 3    | 0 | 0       | 6 3 1 |
| North Carolina   | 2    | 1 | 0       | 4 5 0 |
| VMI              | 2    | 1 | 1       | 2 7 1 |
| Washington & Lee | 1    | 1 | 1       | 4 4 2 |
| Clemson          | 1    | 1 | 0       | 3 6 2 |
| Virginia Tech    | 1    | 1 | 3       | 4 3 3 |
| Virginia         | 1    | 3 | 1       | 2 6 2 |
| Maryland         | 1    | 4 | 0       | 3 7 0 |
| NC State         | 0    | 4 | 0       | 1 5 3 |

| 1934             | CONF |   | OVERALL |       |
|------------------|------|---|---------|-------|
|                  | W    | L | T       |       |
| Washington & Lee | 4    | 0 | 0       | 7 3 0 |
| North Carolina   | 2    | 0 | 1       | 7 1 1 |
| Duke             | 3    | 1 | 0       | 7 2 0 |
| Maryland         | 3    | 1 | 0       | 7 3 0 |
| Clemson          | 2    | 1 | 0       | 5 4 0 |
| Virginia Tech    | 3    | 3 | 0       | 5 5 0 |
| South Carolina   | 2    | 3 | 0       | 5 4 0 |
| NC State         | 1    | 3 | 1       | 2 6 1 |
| Virginia         | 1    | 4 | 0       | 3 6 0 |
| VMI              | 0    | 5 | 0       | 1 8 0 |

# YEAR-BY-YEAR STANDINGS



| Year              | CONF              | OVERALL | Team           | W                 | L                 | T     | Team          | W        | L        | T              | Team              | W                 | L           | T                |                   |                   |       |                |                   |                   |   |   |   |
|-------------------|-------------------|---------|----------------|-------------------|-------------------|-------|---------------|----------|----------|----------------|-------------------|-------------------|-------------|------------------|-------------------|-------------------|-------|----------------|-------------------|-------------------|---|---|---|
| 1939              | CONF              | OVERALL | William & Mary | 2                 | 1                 | 1     | Virginia Tech | 1        | 5        | 2              | George Washington | 3                 | 2           | 0                |                   |                   |       |                |                   |                   |   |   |   |
|                   |                   |         | W L T          | W L T             | W L T             | W L T | W L T         | Richmond | 2        | 6              | 0                 | Richmond          | 3           | 2                | 2                 |                   |       |                |                   |                   |   |   |   |
|                   | Duke              | 5       | 0              | 0                 | South Carolina    | 1     | 3             | 0        | Davidson | 1              | 5                 | 0                 | The Citadel | 2                | 2                 | 0                 |       |                |                   |                   |   |   |   |
|                   | Clemson           | 4       | 0              | 0                 | VMI               | 1     | 5             | 0        | 1        | 5              | 0                 | Furman            | 1           | 1                | 0                 |                   |       |                |                   |                   |   |   |   |
|                   | North Carolina    | 5       | 1              | 0                 | North Carolina    | 0     | 3             | 1        | 1        | 5              | 0                 | William & Mary    | 1           | 3                | 1                 |                   |       |                |                   |                   |   |   |   |
|                   | VMI               | 3       | 1              | 1                 | Richmond          | 0     | 4             | 0        | 2        | 6              | 0                 | VMI               | 1           | 6                | 0                 |                   |       |                |                   |                   |   |   |   |
|                   | Richmond          | 3       | 1              | 1                 | 1945              |       |               | CONF     |          |                | OVERALL           |                   |             | Washington & Lee | 0                 | 1                 | 0     |                |                   |                   |   |   |   |
|                   | Furman            | 3       | 3              | 0                 | W L T             | W L T | W L T         | W L T    | W L T    | W L T          | W L T             | W L T             | W L T       | W L T            | Washington & Lee  | 0                 | 1     | 0              |                   |                   |   |   |   |
|                   | Wake Forest       | 3       | 3              | 0                 | Duke              | 4     | 0             | 0        | 6        | 2              | 0                 | Clemson           | 3           | 0                | 1                 | Clemson           | 3     | 0              | 1                 |                   |   |   |   |
|                   | William & Mary    | 1       | 1              | 1                 | Wake Forest       | 4     | 1             | 1        | 5        | 3              | 1                 | VMI               | 5           | 1                | 0                 | VMI               | 6     | 4              | 0                 |                   |   |   |   |
|                   | NC State          | 2       | 4              | 0                 | William & Mary    | 4     | 2             | 0        | 6        | 3              | 0                 | Wake Forest       | 6           | 1                | 1                 | Wake Forest       | 6     | 1              | 1                 |                   |   |   |   |
|                   | Washington & Lee  | 1       | 2              | 0                 | Clemson           | 2     | 1             | 1        | 6        | 3              | 1                 | Maryland          | 4           | 1                | 1                 | Maryland          | 4     | 1              | 1                 |                   |   |   |   |
|                   | South Carolina    | 1       | 3              | 0                 | Virginia Tech     | 3     | 2             | 0        | 5        | 4              | 0                 | Duke              | 5           | 2                | 0                 | Duke              | 5     | 2              | 0                 |                   |   |   |   |
|                   | Virginia Tech     | 1       | 4              | 1                 | Maryland          | 3     | 2             | 0        | 5        | 4              | 0                 | North Carolina    | 3           | 2                | 1                 | North Carolina    | 3     | 2              | 1                 |                   |   |   |   |
| Davidson          | 1                 | 7       | 0              | VMI               | 3                 | 2     | 0             | 5        | 4        | 0              | George Washington | 4                 | 3           | 0                | George Washington | 4                 | 3     | 0              |                   |                   |   |   |   |
| Maryland          | 0                 | 1       | 0              | North Carolina    | 2                 | 2     | 0             | 5        | 5        | 0              | NC State          | 4                 | 4           | 1                | NC State          | 4                 | 4     | 1              |                   |                   |   |   |   |
| The Citadel       | 0                 | 4       | 0              | NC State          | 2                 | 4     | 0             | 3        | 6        | 0              | William & Mary    | 3                 | 3           | 0                | William & Mary    | 3                 | 3     | 0              |                   |                   |   |   |   |
|                   |                   |         | Virginia Tech  | 2                 | 5                 | 0     | 2             | 6        | 0        | The Citadel    | 2                 | 3                 | 0           | The Citadel      | 2                 | 3                 | 0     |                |                   |                   |   |   |   |
|                   |                   |         | South Carolina | 0                 | 3                 | 2     | 2             | 4        | 3        | Richmond       | 2                 | 4                 | 0           | Richmond         | 2                 | 4                 | 0     |                |                   |                   |   |   |   |
|                   |                   |         | Richmond       | 0                 | 4                 | 0     | 2             | 6        | 0        | Davidson       | 1                 | 5                 | 0           | Davidson         | 1                 | 5                 | 0     |                |                   |                   |   |   |   |
| 1940              | CONF              | OVERALL | 1946           |                   |                   | CONF  |               |          | OVERALL  |                |                   | 1956              |             |                  | CONF              |                   |       | OVERALL        |                   |                   |   |   |   |
|                   |                   |         | W L T          | W L T             | W L T             | W L T | W L T         | W L T    | W L T    | W L T          | W L T             | W L T             | W L T       | W L T            | W L T             | W L T             | W L T | W L T          | W L T             | W L T             |   |   |   |
|                   | Clemson           | 4       | 0              | 0                 | North Carolina    | 4     | 0             | 1        | 8        | 2              | 1                 | Maryland          | 5           | 0                | 0                 | West Virginia     | 5     | 0              | 0                 | West Virginia     | 5 | 0 | 0 |
|                   | Duke              | 4       | 1              | 0                 | William & Mary    | 7     | 1             | 0        | 8        | 2              | 0                 | VMI               | 5           | 0                | 0                 | Virginia Tech     | 3     | 0              | 0                 | Virginia Tech     | 3 | 0 | 0 |
|                   | Wake Forest       | 4       | 2              | 0                 | NC State          | 6     | 1             | 0        | 8        | 3              | 0                 | Washington & Lee  | 6           | 0                | 0                 | George Washington | 5     | 1              | 0                 | George Washington | 5 | 1 | 0 |
|                   | William & Mary    | 2       | 1              | 1                 | South Carolina    | 4     | 2             | 0        | 5        | 3              | 0                 | NC State          | 4           | 4                | 1                 | Davidson          | 2     | 2              | 1                 | Davidson          | 2 | 2 | 1 |
|                   | North Carolina    | 3       | 2              | 0                 | Duke              | 3     | 2             | 0        | 4        | 5              | 0                 | William & Mary    | 4           | 4                | 1                 | Furman            | 2     | 2              | 0                 | Furman            | 2 | 2 | 0 |
|                   | Richmond          | 3       | 2              | 0                 | Richmond          | 3     | 2             | 2        | 6        | 2              | 2                 | VMI               | 3           | 3                | 0                 | VMI               | 2     | 3              | 1                 | VMI               | 2 | 3 | 1 |
|                   | VMI               | 3       | 2              | 1                 | Virginia Tech     | 3     | 3             | 3        | 4        | 3              | 3                 | George Washington | 3           | 3                | 0                 | George Washington | 3     | 3              | 0                 | George Washington | 3 | 3 | 0 |
|                   | Furman            | 4       | 3              | 0                 | VMI               | 2     | 3             | 1        | 4        | 5              | 1                 | NC State          | 3           | 5                | 0                 | NC State          | 3     | 5              | 0                 | NC State          | 3 | 5 | 0 |
|                   | Washington & Lee  | 1       | 1              | 1                 | George Washington | 1     | 1             | 0        | 4        | 3              | 0                 | Maryland          | 0           | 1                | 1                 | Maryland          | 0     | 1              | 1                 | Maryland          | 0 | 1 | 1 |
|                   | Virginia Tech     | 2       | 3              | 0                 | Clemson           | 2     | 3             | 0        | 4        | 5              | 0                 | South Carolina    | 1           | 3                | 0                 | South Carolina    | 1     | 3              | 0                 | South Carolina    | 1 | 3 | 0 |
|                   | NC State          | 3       | 5              | 0                 | Wake Forest       | 2     | 3             | 0        | 6        | 3              | 0                 | Davidson          | 1           | 5                | 0                 | Davidson          | 1     | 5              | 0                 | Davidson          | 1 | 5 | 0 |
|                   | Maryland          | 0       | 1              | 1                 | Maryland          | 2     | 5             | 0        | 3        | 6              | 0                 | The Citadel       | 0           | 4                | 0                 | The Citadel       | 0     | 4              | 0                 | The Citadel       | 0 | 4 | 0 |
| South Carolina    | 1                 | 3       | 0              | Furman            | 1                 | 4     | 0             | 2        | 8        | 0              | Washington & Lee  | 0                 | 4           | 0                | Washington & Lee  | 0                 | 4     | 0              | Washington & Lee  | 0                 | 4 | 0 |   |
| Davidson          | 1                 | 5       | 0              | Washington & Lee  | 1                 | 4     | 0             | 2        | 6        | 0              | Richmond          | 1                 | 5           | 0                | Richmond          | 1                 | 5     | 0              | Richmond          | 1                 | 5 | 0 |   |
| The Citadel       | 0                 | 4       | 0              | The Citadel       | 1                 | 5     | 0             | 3        | 5        | 0              | Virginia Tech     | 0                 | 8           | 0                | Virginia Tech     | 0                 | 8     | 0              | Virginia Tech     | 0                 | 8 | 0 |   |
|                   |                   |         | Davidson       | 1                 | 5                 | 0     | 4             | 5        | 0        | Furman         | 1                 | 4                 | 1           | Furman           | 1                 | 4                 | 1     | Furman         | 1                 | 4                 | 1 |   |   |
| 1941              | CONF              | OVERALL | 1947           |                   |                   | CONF  |               |          | OVERALL  |                |                   | 1957              |             |                  | CONF              |                   |       | OVERALL        |                   |                   |   |   |   |
|                   |                   |         | W L T          | W L T             | W L T             | W L T | W L T         | W L T    | W L T    | W L T          | W L T             | W L T             | W L T       | W L T            | W L T             | W L T             | W L T | W L T          | W L T             | W L T             |   |   |   |
|                   | Duke              | 5       | 0              | 0                 | William & Mary    | 7     | 1             | 0        | 9        | 2              | 0                 | VMI               | 6           | 0                | 0                 | West Virginia     | 3     | 0              | 0                 | West Virginia     | 3 | 0 | 0 |
|                   | South Carolina    | 4       | 0              | 1                 | North Carolina    | 4     | 1             | 0        | 8        | 2              | 0                 | West Virginia     | 3           | 0                | 0                 | Virginia Tech     | 3     | 1              | 0                 | Virginia Tech     | 3 | 1 | 0 |
|                   | Clemson           | 5       | 1              | 0                 | South Carolina    | 4     | 1             | 1        | 6        | 2              | 1                 | The Citadel       | 4           | 2                | 0                 | The Citadel       | 4     | 2              | 0                 | The Citadel       | 4 | 2 | 0 |
|                   | William & Mary    | 4       | 1              | 0                 | Duke              | 3     | 1             | 1        | 4        | 3              | 2                 | Furman            | 2           | 1                | 0                 | Furman            | 2     | 1              | 0                 | Furman            | 2 | 1 | 0 |
|                   | VMI               | 4       | 2              | 0                 | Washington & Lee  | 3     | 2             | 0        | 5        | 5              | 0                 | Richmond          | 2           | 4                | 0                 | Richmond          | 2     | 4              | 0                 | Richmond          | 2 | 4 | 0 |
|                   | Virginia Tech     | 4       | 2              | 0                 | Maryland          | 3     | 2             | 1        | 7        | 2              | 2                 | William & Mary    | 2           | 4                | 0                 | William & Mary    | 2     | 4              | 0                 | William & Mary    | 2 | 4 | 0 |
|                   | Wake Forest       | 4       | 2              | 1                 | NC State          | 3     | 2             | 1        | 5        | 3              | 1                 | VMI               | 2           | 4                | 0                 | VMI               | 2     | 4              | 0                 | VMI               | 2 | 4 | 0 |
|                   | NC State          | 3       | 4              | 2                 | Virginia Tech     | 4     | 3             | 0        | 4        | 5              | 0                 | George Washington | 1           | 3                | 0                 | George Washington | 1     | 3              | 0                 | George Washington | 1 | 3 | 0 |
|                   | Furman            | 2       | 3              | 2                 | Davidson          | 3     | 3             | 1        | 6        | 3              | 1                 | Virginia Tech     | 1           | 3                | 0                 | Virginia Tech     | 1     | 3              | 0                 | Virginia Tech     | 1 | 3 | 0 |
|                   | Washington & Lee  | 1       | 2              | 2                 | Wake Forest       | 3     | 4             | 0        | 6        | 4              | 0                 | George Washington | 1           | 5                | 0                 | George Washington | 1     | 5              | 0                 | George Washington | 1 | 5 | 0 |
|                   | North Carolina    | 2       | 4              | 0                 | VMI               | 2     | 3             | 1        | 3        | 5              | 1                 | West Virginia     | 0           | 0                | 0                 | West Virginia     | 0     | 0              | 0                 | West Virginia     | 0 | 0 | 0 |
|                   | Maryland          | 1       | 2              | 0                 | Clemson           | 1     | 3             | 0        | 4        | 5              | 0                 | NC State          | 2           | 6                | 0                 | NC State          | 2     | 6              | 0                 | NC State          | 2 | 6 | 0 |
| Davidson          | 1                 | 5       | 2              | The Citadel       | 1                 | 4     | 0             | 3        | 5        | 0              | Richmond          | 2                 | 6           | 0                | Richmond          | 2                 | 6     | 0              | Richmond          | 2                 | 6 | 0 |   |
| The Citadel       | 0                 | 2       | 1              | Richmond          | 1                 | 4     | 0             | 2        | 7        | 0              | The Citadel       | 1                 | 3           | 0                | The Citadel       | 1                 | 3     | 0              | The Citadel       | 1                 | 3 | 0 |   |
| George Washington | 0                 | 4       | 1              | George Washington | 0                 | 4     | 0             | 1        | 7        | 1              | Furman            | 1                 | 2           | 0                | Furman            | 1                 | 2     | 0              | Furman            | 1                 | 2 | 0 |   |
| Richmond          | 0                 | 6       | 0              |                   |                   |       |               |          |          | William & Mary | 1                 | 4                 | 1           | William & Mary   | 1                 | 4                 | 1     | William & Mary | 1                 | 4                 | 1 |   |   |
| 1942              | CONF              | OVERALL | 1948           |                   |                   | CONF  |               |          | OVERALL  |                |                   | 1958              |             |                  | CONF              |                   |       | OVERALL        |                   |                   |   |   |   |
|                   |                   |         | W L T          | W L T             | W L T             | W L T | W L T         | W L T    | W L T    | W L T          | W L T             | W L T             | W L T       | W L T            | W L T             | W L T             | W L T | W L T          | W L T             | W L T             |   |   |   |
|                   | William & Mary    | 4       | 0              | 0                 | Clemson           | 5     | 0             | 0        | 11       | 0              | 0                 | West Virginia     | 4           | 0                | 0                 | West Virginia     | 4     | 0              | 0                 | West Virginia     | 4 | 0 | 0 |
|                   | Virginia Tech     | 5       | 1              | 0                 | North Carolina    | 4     | 0             | 1        | 9        | 1              | 1                 | Virginia Tech     | 3           | 1                | 0                 | Virginia Tech     | 3     | 1              | 0                 | Virginia Tech     | 3 | 1 | 0 |
|                   | Wake Forest       | 6       | 1              | 1                 | VMI               | 5     | 1             | 0        | 6        | 3              | 0                 | George Washington | 3           | 2                | 0                 | George Washington | 3     | 2              | 0                 | George Washington | 3 | 2 | 0 |
|                   | North Carolina    | 3       | 1              | 1                 | William & Mary    | 5     | 2             | 0        | 6        | 4              | 0                 | VMI               | 2           | 2                | 1                 | VMI               | 2     | 2              | 1                 | VMI               | 2 | 2 | 1 |
|                   | Duke              | 3       | 1              | 1                 | Wake Forest       | 5     | 2             | 0        | 6        | 4              | 0                 | The Citadel       | 2           | 2                | 1                 | The Citadel       | 2     | 2              | 1                 | The Citadel       | 2 | 2 | 1 |
|                   | NC State          | 3       | 1              | 2                 | Maryland          | 4     | 2             | 0        | 6        | 4              | 0                 | Richmond          | 3           | 4                | 0                 | Richmond          | 3     | 4              | 0                 | Richmond          | 3 | 4 | 0 |
|                   | Furman            | 3       | 3              | 0                 | Duke              | 3     | 2             | 1        | 4        | 3              | 2                 | William & Mary    | 3           | 4                | 0                 | William & Mary    | 3     | 4              | 0                 | William & Mary    | 3 | 4 | 0 |
|                   | The Citadel       | 2       | 2              | 0                 | Richmond          | 3     | 3             | 1        | 5        | 3              | 2                 | Virginia Tech     | 3           | 1                | 0                 | Virginia Tech     | 3     | 1              | 0                 | Virginia Tech     | 3 | 1 | 0 |
|                   | Clemson           | 2       | 3              | 1                 | Washington & Lee  | 2     | 2             | 0        | 4        | 6              | 0                 | Furman            | 3           | 2                | 0                 | Furman            | 3     | 2              | 0                 | Furman            | 3 | 2 | 0 |
|                   | Davidson          | 2       | 4              | 1                 | Furman            | 2     | 4             | 0        | 2        | 6              | 1                 | Richmond          | 4           | 3                | 1                 | Richmond          | 4     | 3              | 1                 | Richmond          | 4 | 3 | 1 |
|                   | VMI               | 2       | 4              | 1                 | George Washington | 2     | 4             | 0        | 4        | 6              | 0                 | West Virginia     | 2           | 2                | 0                 | West Virginia     | 2     | 2              | 0                 | West Virginia     | 2 | 2 | 0 |
|                   | George Washington | 2       | 4              | 0                 | Davidson          | 2     | 5             | 0        | 3        | 5              | 1                 | William & Mary    | 2           | 5                | 0                 | William & Mary    | 2     | 5              | 0                 | William & Mary    | 2 | 5 | 0 |
| Maryland          | 1                 | 2       | 0              | South Carolina    | 1                 | 3     | 0             | 3        | 5        | 0              | Davidson          | 0                 | 5           | 0                | Davidson          | 0                 | 5     | 0              | Davidson          | 0                 | 5 | 0 |   |
| South Carolina    | 1                 | 4       | 0              | NC State          | 1                 | 4     | 1             | 3        | 6        | 1              | George Washington | 0                 | 5           | 0                | George Washington | 0                 | 5     | 0              | George Washington | 0                 | 5 | 0 |   |
| Richmond          | 1                 | 5       | 0              | Virginia Tech     | 0                 | 6     | 1             | 0        | 8        | 1              | VMI               | 4                 | 1           | 0                | VMI               | 4                 | 1     | 0              | VMI               | 4                 | 1 | 0 |   |
| Washington & Lee  | 0                 | 4       | 0              | The Citadel       | 0                 | 5     | 0             | 2        | 7        | 0              | West Virginia     | 2                 | 1           | 0                | West Virginia     | 2                 | 1     | 0              | West Virginia     | 2                 | 1 | 0 |   |
|                   |                   |         |                |                   |                   |       |               |          |          | NC State       | 2                 | 4                 | 0           | NC State         | 2                 | 4                 | 0     | NC State       | 2                 | 4                 | 0 |   |   |
| 1943              | CONF              | OVERALL | 1949           |                   |                   | CONF  |               |          | OVERALL  |                |                   | 1959              |             |                  | CONF              |                   |       | OVERALL        |                   |                   |   |   |   |
|                   |                   |         | W L T          | W L T             | W L T             | W L T | W L T</       |          |          |                |                   |                   |             |                  |                   |                   |       |                |                   |                   |   |   |   |



| 1963              | CONF |   |   | OVERALL |   |   |
|-------------------|------|---|---|---------|---|---|
|                   | W    | L | T | W       | L | T |
| Virginia Tech     | 5    | 0 | 0 | 8       | 2 | 0 |
| West Virginia     | 3    | 1 | 0 | 4       | 6 | 0 |
| VMI               | 3    | 1 | 2 | 3       | 5 | 2 |
| Furman            | 3    | 2 | 0 | 7       | 3 | 0 |
| William & Mary    | 4    | 4 | 0 | 4       | 6 | 0 |
| Richmond          | 2    | 2 | 1 | 3       | 6 | 1 |
| The Citadel       | 2    | 4 | 0 | 4       | 6 | 0 |
| George Washington | 1    | 5 | 0 | 2       | 7 | 0 |
| Davidson          | 0    | 4 | 1 | 1       | 5 | 2 |

| 1964              | CONF |   |   | OVERALL |   |   |
|-------------------|------|---|---|---------|---|---|
|                   | W    | L | T | W       | L | T |
| West Virginia     | 5    | 0 | 0 | 7       | 4 | 0 |
| Virginia Tech     | 3    | 1 | 0 | 6       | 4 | 0 |
| George Washington | 3    | 2 | 0 | 5       | 4 | 0 |
| The Citadel       | 4    | 3 | 0 | 4       | 6 | 0 |
| William & Mary    | 4    | 3 | 0 | 4       | 6 | 0 |
| Richmond          | 2    | 4 | 0 | 3       | 7 | 0 |
| Davidson          | 1    | 3 | 0 | 3       | 6 | 0 |
| Furman            | 1    | 4 | 0 | 3       | 7 | 0 |
| VMI               | 1    | 4 | 0 | 1       | 9 | 0 |
| East Carolina     | 0    | 0 | 0 | 9       | 1 | 0 |

| 1965              | CONF |   |   | OVERALL |    |   |
|-------------------|------|---|---|---------|----|---|
|                   | W    | L | T | W       | L  | T |
| West Virginia     | 4    | 0 | 0 | 6       | 4  | 0 |
| William & Mary    | 5    | 1 | 0 | 6       | 4  | 0 |
| East Carolina     | 3    | 1 | 0 | 9       | 1  | 0 |
| VMI               | 3    | 2 | 0 | 3       | 7  | 0 |
| George Washington | 4    | 3 | 0 | 5       | 5  | 0 |
| Davidson          | 2    | 3 | 0 | 6       | 4  | 0 |
| Furman            | 2    | 3 | 0 | 5       | 5  | 0 |
| The Citadel       | 2    | 6 | 0 | 2       | 8  | 0 |
| Richmond          | 0    | 6 | 0 | 0       | 10 | 0 |

| 1966              | CONF |   |   | OVERALL |   |   |
|-------------------|------|---|---|---------|---|---|
|                   | W    | L | T | W       | L | T |
| East Carolina     | 4    | 1 | 1 | 4       | 5 | 1 |
| William & Mary    | 4    | 1 | 1 | 5       | 4 | 1 |
| West Virginia     | 3    | 1 | 1 | 3       | 5 | 2 |
| George Washington | 4    | 3 | 0 | 4       | 6 | 0 |
| Davidson          | 2    | 3 | 0 | 4       | 5 | 0 |
| The Citadel       | 3    | 5 | 0 | 4       | 6 | 0 |
| Richmond          | 2    | 4 | 0 | 2       | 8 | 0 |
| Furman            | 1    | 4 | 0 | 3       | 7 | 1 |
| VMI               | 1    | 4 | 0 | 2       | 8 | 0 |

| 1967           | CONF |   |   | OVERALL |   |   |
|----------------|------|---|---|---------|---|---|
|                | W    | L | T | W       | L | T |
| West Virginia  | 4    | 0 | 1 | 5       | 4 | 1 |
| East Carolina  | 4    | 1 | 0 | 8       | 2 | 0 |
| Richmond       | 5    | 2 | 0 | 5       | 5 | 0 |
| William & Mary | 2    | 2 | 1 | 5       | 4 | 1 |
| VMI            | 2    | 3 | 0 | 6       | 4 | 0 |
| Furman         | 2    | 3 | 0 | 5       | 5 | 0 |
| The Citadel    | 2    | 4 | 0 | 5       | 5 | 0 |
| Davidson       | 1    | 5 | 0 | 4       | 5 | 0 |

| 1968           | CONF |   |   | OVERALL |   |   |
|----------------|------|---|---|---------|---|---|
|                | W    | L | T | W       | L | T |
| Richmond       | 6    | 0 | 0 | 8       | 3 | 0 |
| The Citadel    | 4    | 2 | 0 | 5       | 5 | 0 |
| East Carolina  | 2    | 2 | 0 | 4       | 6 | 0 |
| William & Mary | 2    | 2 | 0 | 3       | 7 | 0 |
| Davidson       | 1    | 3 | 0 | 3       | 6 | 0 |
| VMI            | 1    | 3 | 0 | 1       | 9 | 0 |
| Furman         | 0    | 4 | 0 | 1       | 9 | 0 |

| 1969           | CONF |   |   | OVERALL |    |   |
|----------------|------|---|---|---------|----|---|
|                | W    | L | T | W       | L  | T |
| Davidson       | 5    | 1 | 0 | 7       | 4  | 0 |
| Richmond       | 5    | 1 | 0 | 6       | 4  | 0 |
| The Citadel    | 4    | 2 | 0 | 7       | 3  | 0 |
| William & Mary | 2    | 2 | 0 | 3       | 7  | 0 |
| East Carolina  | 1    | 3 | 0 | 2       | 7  | 0 |
| Furman         | 0    | 4 | 0 | 1       | 8  | 1 |
| VMI            | 0    | 4 | 0 | 0       | 10 | 0 |

| 1970           | CONF |   |   | OVERALL |    |   |
|----------------|------|---|---|---------|----|---|
|                | W    | L | T | W       | L  | T |
| William & Mary | 3    | 1 | 0 | 5       | 7  | 0 |
| The Citadel    | 4    | 2 | 0 | 5       | 6  | 0 |
| Furman         | 3    | 2 | 0 | 8       | 3  | 0 |
| East Carolina  | 2    | 2 | 0 | 3       | 8  | 0 |
| Richmond       | 3    | 3 | 0 | 4       | 6  | 0 |
| Davidson       | 2    | 4 | 0 | 2       | 8  | 0 |
| VMI            | 1    | 4 | 0 | 1       | 10 | 0 |

| 1971              | CONF |   |   | OVERALL |    |   |
|-------------------|------|---|---|---------|----|---|
|                   | W    | L | T | W       | L  | T |
| Richmond          | 5    | 1 | 0 | 5       | 6  | 0 |
| William & Mary    | 4    | 1 | 0 | 5       | 6  | 0 |
| The Citadel       | 4    | 2 | 0 | 8       | 3  | 0 |
| East Carolina     | 3    | 2 | 0 | 4       | 6  | 1 |
| Furman            | 2    | 3 | 0 | 5       | 5  | 1 |
| VMI               | 1    | 4 | 0 | 1       | 10 | 0 |
| Davidson          | 0    | 6 | 0 | 1       | 9  | 0 |
| Appalachian State | 0    | 0 | 0 | 7       | 3  | 1 |

| 1972              | CONF |   |   | OVERALL |   |   |
|-------------------|------|---|---|---------|---|---|
|                   | W    | L | T | W       | L | T |
| East Carolina     | 6    | 0 | 0 | 9       | 2 | 0 |
| Richmond          | 5    | 1 | 0 | 6       | 4 | 0 |
| William & Mary    | 4    | 2 | 0 | 5       | 6 | 0 |
| The Citadel       | 4    | 3 | 0 | 5       | 6 | 0 |
| Davidson          | 2    | 3 | 1 | 3       | 7 | 1 |
| VMI               | 1    | 5 | 0 | 2       | 9 | 0 |
| Furman            | 1    | 6 | 0 | 2       | 9 | 0 |
| Appalachian State | 0    | 3 | 1 | 5       | 5 | 1 |

| 1973              | CONF |   |   | OVERALL |   |   |
|-------------------|------|---|---|---------|---|---|
|                   | W    | L | T | W       | L | T |
| East Carolina     | 7    | 0 | 0 | 9       | 2 | 0 |
| Richmond          | 5    | 1 | 0 | 8       | 2 | 0 |
| William & Mary    | 3    | 2 | 0 | 6       | 5 | 0 |
| Furman            | 3    | 3 | 0 | 7       | 4 | 0 |
| Appalachian State | 2    | 2 | 0 | 3       | 7 | 1 |
| VMI               | 2    | 4 | 0 | 2       | 9 | 0 |
| Davidson          | 1    | 6 | 0 | 2       | 8 | 0 |
| The Citadel       | 1    | 6 | 0 | 3       | 8 | 0 |

| 1974              | CONF |   |   | OVERALL |   |   |
|-------------------|------|---|---|---------|---|---|
|                   | W    | L | T | W       | L | T |
| VMI               | 5    | 1 | 0 | 7       | 4 | 0 |
| Appalachian State | 4    | 1 | 0 | 6       | 5 | 0 |
| East Carolina     | 3    | 3 | 0 | 7       | 4 | 0 |
| Richmond          | 3    | 3 | 0 | 6       | 4 | 0 |
| The Citadel       | 3    | 4 | 0 | 4       | 7 | 0 |
| William & Mary    | 2    | 3 | 0 | 4       | 7 | 0 |
| Furman            | 2    | 4 | 0 | 5       | 6 | 0 |
| Davidson          | 0    | 3 | 0 | 2       | 7 | 0 |

| 1975              | CONF |   |   | OVERALL |   |   |
|-------------------|------|---|---|---------|---|---|
|                   | W    | L | T | W       | L | T |
| Richmond          | 5    | 1 | 0 | 5       | 6 | 0 |
| East Carolina     | 4    | 2 | 0 | 8       | 3 | 0 |
| Appalachian State | 3    | 2 | 0 | 8       | 3 | 0 |
| The Citadel       | 4    | 3 | 0 | 6       | 5 | 0 |
| William & Mary    | 2    | 3 | 0 | 2       | 9 | 0 |
| Furman            | 2    | 4 | 0 | 5       | 1 | 0 |
| VMI               | 2    | 4 | 0 | 3       | 8 | 0 |
| Davidson          | 0    | 3 | 0 | 1       | 8 | 0 |

| 1976              | CONF |   |   | OVERALL |   |   |
|-------------------|------|---|---|---------|---|---|
|                   | W    | L | T | W       | L | T |
| East Carolina     | 4    | 1 | 0 | 9       | 2 | 0 |
| William & Mary    | 3    | 2 | 0 | 7       | 4 | 0 |
| Appalachian State | 2    | 2 | 1 | 6       | 4 | 1 |
| Furman            | 2    | 2 | 1 | 6       | 4 | 1 |
| VMI               | 2    | 3 | 0 | 5       | 5 | 0 |
| The Citadel       | 1    | 4 | 0 | 6       | 5 | 0 |
| Davidson          | 0    | 0 | 0 | 2       | 6 | 1 |
| Marshall          | 0    | 0 | 0 | 3       | 7 | 0 |
| Chattanooga       | 0    | 0 | 0 | 6       | 4 | 1 |
| Western Carolina  | 0    | 0 | 0 | 6       | 4 | 0 |

| 1977              | CONF |   |   | OVERALL |   |   |
|-------------------|------|---|---|---------|---|---|
|                   | W    | L | T | W       | L | T |
| Chattanooga       | 4    | 1 | 0 | 9       | 1 | 1 |
| VMI               | 4    | 1 | 0 | 7       | 4 | 0 |
| The Citadel       | 3    | 2 | 0 | 5       | 6 | 0 |
| Furman            | 3    | 2 | 1 | 4       | 5 | 2 |
| Western Carolina  | 2    | 2 | 1 | 6       | 4 | 1 |
| Appalachian State | 1    | 4 | 0 | 2       | 9 | 0 |
| Marshall          | 0    | 5 | 0 | 2       | 9 | 0 |
| Davidson          | 0    | 0 | 0 | 4       | 6 | 0 |

| 1978              | CONF |   |   | OVERALL |    |   |
|-------------------|------|---|---|---------|----|---|
|                   | W    | L | T | W       | L  | T |
| Furman            | 4    | 1 | 0 | 8       | 3  | 0 |
| Chattanooga       | 4    | 1 | 0 | 7       | 3  | 1 |
| Appalachian State | 4    | 2 | 0 | 7       | 4  | 0 |
| Western Carolina  | 4    | 2 | 0 | 6       | 5  | 0 |
| The Citadel       | 2    | 3 | 0 | 5       | 6  | 0 |
| VMI               | 1    | 4 | 0 | 3       | 8  | 0 |
| Marshall          | 0    | 5 | 0 | 1       | 10 | 0 |
| Davidson          | 0    | 0 | 0 | 5       | 5  | 0 |
| ETSU              | 0    | 0 | 0 | 4       | 7  | 0 |

| 1979              | CONF |   |   | OVERALL |    |   |
|-------------------|------|---|---|---------|----|---|
|                   | W    | L | T | W       | L  | T |
| Chattanooga       | 5    | 1 | 0 | 9       | 2  | 0 |
| VMI               | 4    | 1 | 0 | 6       | 4  | 0 |
| The Citadel       | 4    | 2 | 0 | 6       | 5  | 0 |
| Furman            | 4    | 3 | 0 | 5       | 6  | 0 |
| Appalachian State | 3    | 4 | 0 | 3       | 8  | 0 |
| ETSU              | 2    | 3 | 0 | 7       | 4  | 0 |
| Western Carolina  | 2    | 4 | 0 | 6       | 5  | 0 |
| Marshall          | 0    | 6 | 0 | 1       | 10 | 0 |
| Davidson          | 0    | 0 | 0 | 6       | 4  | 0 |

| 1980              | CONF |   |   | OVERALL |   |   |
|-------------------|------|---|---|---------|---|---|
|                   | W    | L | T | W       | L | T |
| Furman            | 7    | 0 | 0 | 9       | 1 | 1 |
| Chattanooga       | 5    | 2 | 0 | 8       | 3 | 0 |
| Appalachian State | 4    | 2 | 1 | 6       | 4 | 1 |
| The Citadel       | 3    | 2 | 0 | 7       | 4 | 0 |
| Western Carolina  | 2    | 4 | 1 | 3       | 7 | 1 |
| VMI               | 1    | 4 | 1 | 3       | 7 | 1 |
| ETSU              | 1    | 4 | 0 | 2       | 9 | 0 |
| Marshall          | 0    | 5 | 1 | 2       | 8 | 1 |
| Davidson          | 0    | 0 | 0 | 5       | 5 | 0 |

| 1981              | CONF |   |   | OVERALL |   |   |
|-------------------|------|---|---|---------|---|---|
|                   | W    | L | T | W       | L | T |
| Furman            | 5    | 2 | 0 | 8       | 3 | 0 |
| VMI               | 3    | 1 | 1 | 6       | 3 | 1 |
| ETSU              | 4    | 2 | 0 | 6       | 5 | 0 |
| The Citadel       | 3    | 2 | 1 | 7       | 3 | 1 |
| Chattanooga       | 3    | 2 | 1 | 7       | 3 | 1 |
| Western Carolina  | 3    | 4 | 0 | 4       | 7 | 0 |
| Appalachian State | 1    | 5 | 1 | 3       | 7 | 1 |
| Marshall          | 1    | 5 | 0 | 2       | 9 | 0 |
| Davidson          | 0    | 0 | 0 | 4       | 6 | 0 |

\*\*\*SoCon moves to I-AA (now FCS)\*\*\*

| 1982              | CONF |   |   | OVERALL |   |   |
|-------------------|------|---|---|---------|---|---|
|                   | W    | L | T | W       | L | T |
| Furman            | 6    | 1 | 0 | 9       | 3 | 0 |
| Chattanooga       | 5    | 1 | 0 | 7       | 4 | 0 |
| Western Carolina  | 4    | 2 | 0 | 6       | 5 | 0 |
| The Citadel       | 3    | 4 | 0 | 5       | 6 | 0 |
| Appalachian State | 3    | 4 |   |         |   |   |

# YEAR-BY-YEAR STANDINGS



|                   |             |                |          |          |
|-------------------|-------------|----------------|----------|----------|
| Chattanooga       | 2           | 6              | 3        | 8        |
| VMI               | 1           | 7              | 1        | 10       |
| <b>1995</b>       | <b>CONF</b> | <b>OVERALL</b> | <b>W</b> | <b>L</b> |
|                   | <b>W</b>    | <b>L</b>       | <b>W</b> | <b>L</b> |
| Appalachian State | 8           | 0              | 12       | 1        |
| Marshall          | 7           | 1              | 12       | 3        |
| Georgia Southern  | 5           | 3              | 9        | 4        |
| Furman            | 5           | 3              | 6        | 5        |
| ETSU              | 4           | 4              | 4        | 7        |
| VMI               | 3           | 5              | 4        | 7        |
| Chattanooga       | 2           | 6              | 4        | 7        |
| Western Carolina  | 2           | 6              | 3        | 7        |
| The Citadel       | 0           | 8              | 2        | 9        |
| <b>1996</b>       | <b>CONF</b> | <b>OVERALL</b> | <b>W</b> | <b>L</b> |
|                   | <b>W</b>    | <b>L</b>       | <b>W</b> | <b>L</b> |
| Marshall          | 8           | 0              | 15       | 0        |
| ETSU              | 7           | 1              | 10       | 3        |
| Furman            | 6           | 2              | 9        | 4        |
| Appalachian State | 5           | 3              | 7        | 4        |
| The Citadel       | 3           | 5              | 4        | 7        |
| Georgia Southern  | 2           | 6              | 4        | 7        |
| VMI               | 2           | 6              | 3        | 8        |
| Chattanooga       | 2           | 6              | 3        | 8        |
| Western Carolina  | 1           | 7              | 4        | 7        |
| <b>1997</b>       | <b>CONF</b> | <b>OVERALL</b> | <b>W</b> | <b>L</b> |
|                   | <b>W</b>    | <b>L</b>       | <b>W</b> | <b>L</b> |
| Georgia Southern  | 7           | 1              | 10       | 3        |
| Appalachian State | 6           | 2              | 7        | 4        |
| ETSU              | 5           | 3              | 7        | 4        |
| Furman            | 5           | 3              | 7        | 4        |
| The Citadel       | 4           | 4              | 6        | 5        |
| Chattanooga       | 4           | 4              | 7        | 4        |
| Western Carolina  | 3           | 5              | 3        | 8        |
| Wofford           | 2           | 6              | 3        | 7        |
| VMI               | 0           | 8              | 0        | 11       |
| <b>1998</b>       | <b>CONF</b> | <b>OVERALL</b> | <b>W</b> | <b>L</b> |
|                   | <b>W</b>    | <b>L</b>       | <b>W</b> | <b>L</b> |
| Georgia Southern  | 8           | 0              | 14       | 1        |
| Appalachian State | 6           | 2              | 10       | 3        |
| Western Carolina  | 5           | 3              | 6        | 5        |
| Chattanooga       | 4           | 4              | 5        | 6        |
| The Citadel       | 4           | 4              | 5        | 6        |
| ETSU              | 3           | 5              | 4        | 7        |
| Wofford           | 3           | 5              | 4        | 7        |
| Furman            | 3           | 5              | 5        | 6        |
| VMI               | 0           | 8              | 1        | 10       |
| <b>1999</b>       | <b>CONF</b> | <b>OVERALL</b> | <b>W</b> | <b>L</b> |
|                   | <b>W</b>    | <b>L</b>       | <b>W</b> | <b>L</b> |
| Georgia Southern  | 7           | 1              | 13       | 2        |
| Appalachian State | 7           | 1              | 9        | 3        |
| Furman            | 7           | 1              | 9        | 3        |
| Wofford           | 5           | 3              | 6        | 5        |
| ETSU              | 4           | 4              | 6        | 5        |
| Chattanooga       | 3           | 5              | 5        | 6        |
| Western Carolina  | 2           | 6              | 3        | 8        |
| The Citadel       | 1           | 7              | 2        | 9        |
| VMI               | 0           | 8              | 1        | 10       |
| <b>2000</b>       | <b>CONF</b> | <b>OVERALL</b> | <b>W</b> | <b>L</b> |
|                   | <b>W</b>    | <b>L</b>       | <b>W</b> | <b>L</b> |
| Georgia Southern  | 7           | 1              | 13       | 2        |
| Appalachian State | 6           | 2              | 10       | 4        |
| Furman            | 6           | 2              | 9        | 3        |
| Wofford           | 5           | 3              | 7        | 4        |
| ETSU              | 4           | 4              | 6        | 5        |
| Chattanooga       | 3           | 5              | 5        | 6        |
| Western Carolina  | 3           | 5              | 4        | 7        |
| The Citadel       | 1           | 7              | 2        | 9        |
| VMI               | 1           | 7              | 2        | 9        |
| <b>2001</b>       | <b>CONF</b> | <b>OVERALL</b> | <b>W</b> | <b>L</b> |
|                   | <b>W</b>    | <b>L</b>       | <b>W</b> | <b>L</b> |
| Furman            | 7           | 1              | 12       | 3        |
| Georgia Southern  | 7           | 1              | 12       | 2        |
| Appalachian State | 6           | 2              | 9        | 4        |
| Western Carolina  | 5           | 3              | 7        | 4        |
| ETSU              | 4           | 4              | 6        | 5        |
| Wofford           | 3           | 5              | 4        | 7        |
| The Citadel       | 2           | 6              | 3        | 7        |
| Chattanooga       | 1           | 7              | 3        | 8        |
| VMI               | 1           | 7              | 1        | 10       |
| <b>2002</b>       | <b>CONF</b> | <b>OVERALL</b> | <b>W</b> | <b>L</b> |
|                   | <b>W</b>    | <b>L</b>       | <b>W</b> | <b>L</b> |
| Georgia Southern  | 7           | 1              | 11       | 3        |
| Wofford           | 6           | 2              | 9        | 3        |
| Appalachian State | 6           | 2              | 8        | 4        |
| Furman            | 6           | 2              | 8        | 4        |

|                   |             |                |          |          |
|-------------------|-------------|----------------|----------|----------|
| VMI               | 3           | 5              | 6        | 6        |
| Western Carolina  | 3           | 5              | 5        | 6        |
| ETSU              | 2           | 6              | 4        | 8        |
| Chattanooga       | 2           | 6              | 2        | 10       |
| The Citadel       | 1           | 7              | 3        | 9        |
| <b>2003</b>       | <b>CONF</b> | <b>OVERALL</b> | <b>W</b> | <b>L</b> |
|                   | <b>W</b>    | <b>L</b>       | <b>W</b> | <b>L</b> |
| Wofford           | 8           | 0              | 12       | 2        |
| Appalachian State | 6           | 2              | 7        | 4        |
| Georgia Southern  | 5           | 3              | 7        | 4        |
| Furman            | 4           | 4              | 6        | 5        |
| The Citadel       | 4           | 4              | 6        | 6        |
| Western Carolina  | 3           | 5              | 5        | 7        |
| Chattanooga       | 3           | 5              | 3        | 9        |
| ETSU              | 2           | 6              | 5        | 7        |
| Elon              | 1           | 7              | 2        | 10       |
| <b>2004</b>       | <b>CONF</b> | <b>OVERALL</b> | <b>W</b> | <b>L</b> |
|                   | <b>W</b>    | <b>L</b>       | <b>W</b> | <b>L</b> |
| Furman            | 6           | 1              | 10       | 3        |
| Georgia Southern  | 6           | 1              | 9        | 3        |
| Wofford           | 4           | 3              | 8        | 3        |
| Appalachian State | 4           | 3              | 6        | 5        |
| Western Carolina  | 2           | 5              | 4        | 7        |
| The Citadel       | 2           | 5              | 3        | 7        |
| Elon              | 2           | 5              | 3        | 8        |
| Chattanooga       | 2           | 5              | 2        | 9        |
| <b>2005</b>       | <b>CONF</b> | <b>OVERALL</b> | <b>W</b> | <b>L</b> |
|                   | <b>W</b>    | <b>L</b>       | <b>W</b> | <b>L</b> |
| Appalachian State | 6           | 1              | 12       | 3        |
| Furman            | 5           | 2              | 11       | 3        |
| Georgia Southern  | 5           | 2              | 8        | 4        |
| Western Carolina  | 4           | 3              | 5        | 4        |
| Chattanooga       | 3           | 4              | 6        | 5        |
| Wofford           | 3           | 4              | 6        | 5        |
| The Citadel       | 2           | 5              | 4        | 7        |
| Elon              | 0           | 7              | 3        | 8        |
| <b>2006</b>       | <b>CONF</b> | <b>OVERALL</b> | <b>W</b> | <b>L</b> |
|                   | <b>W</b>    | <b>L</b>       | <b>W</b> | <b>L</b> |
| Appalachian State | 7           | 0              | 14       | 1        |
| Furman            | 6           | 1              | 8        | 4        |
| Wofford           | 5           | 2              | 7        | 4        |
| The Citadel       | 4           | 3              | 5        | 6        |
| Elon              | 2           | 5              | 5        | 6        |
| Chattanooga       | 2           | 5              | 3        | 8        |
| Georgia Southern  | 2           | 5              | 3        | 8        |
| Western Carolina  | 0           | 7              | 2        | 9        |
| <b>2007</b>       | <b>CONF</b> | <b>OVERALL</b> | <b>W</b> | <b>L</b> |
|                   | <b>W</b>    | <b>L</b>       | <b>W</b> | <b>L</b> |
| Appalachian State | 5           | 2              | 13       | 2        |
| Wofford           | 5           | 2              | 9        | 4        |
| The Citadel       | 4           | 3              | 7        | 4        |
| Elon              | 4           | 3              | 7        | 4        |
| Georgia Southern  | 4           | 3              | 7        | 4        |
| Furman            | 4           | 3              | 6        | 5        |
| Chattanooga       | 2           | 5              | 2        | 9        |
| Western Carolina  | 0           | 7              | 1        | 10       |
| <b>2008</b>       | <b>CONF</b> | <b>OVERALL</b> | <b>W</b> | <b>L</b> |
|                   | <b>W</b>    | <b>L</b>       | <b>W</b> | <b>L</b> |
| Appalachian State | 8           | 0              | 11       | 3        |
| Wofford           | 7           | 1              | 9        | 3        |
| Elon              | 6           | 2              | 8        | 4        |
| Furman            | 4           | 4              | 7        | 5        |
| Georgia Southern  | 4           | 4              | 6        | 5        |
| Samford           | 4           | 4              | 6        | 5        |
| The Citadel       | 2           | 6              | 4        | 8        |
| Western Carolina  | 1           | 7              | 3        | 9        |
| Chattanooga       | 0           | 8              | 1        | 11       |
| <b>2009</b>       | <b>CONF</b> | <b>OVERALL</b> | <b>W</b> | <b>L</b> |
|                   | <b>W</b>    | <b>L</b>       | <b>W</b> | <b>L</b> |
| Appalachian State | 8           | 0              | 11       | 3        |
| Elon              | 7           | 1              | 9        | 3        |
| Furman            | 5           | 3              | 6        | 5        |
| Chattanooga       | 4           | 4              | 6        | 5        |
| Georgia Southern  | 4           | 4              | 5        | 6        |
| Samford           | 3           | 5              | 5        | 6        |
| The Citadel       | 2           | 6              | 4        | 7        |
| Wofford           | 2           | 6              | 3        | 8        |
| Western Carolina  | 1           | 7              | 2        | 9        |
| <b>2010</b>       | <b>CONF</b> | <b>OVERALL</b> | <b>W</b> | <b>L</b> |
|                   | <b>W</b>    | <b>L</b>       | <b>W</b> | <b>L</b> |
| Appalachian State | 7           | 1              | 10       | 3        |
| Wofford           | 7           | 1              | 10       | 3        |
| Georgia Southern  | 5           | 3              | 10       | 5        |
| Elon              | 5           | 3              | 6        | 5        |
| Chattanooga       | 5           | 3              | 6        | 5        |

|                                            |             |                |          |          |
|--------------------------------------------|-------------|----------------|----------|----------|
| Furman                                     | 3           | 5              | 5        | 6        |
| Samford                                    | 2           | 6              | 4        | 7        |
| The Citadel                                | 1           | 7              | 3        | 8        |
| Western Carolina                           | 1           | 7              | 2        | 9        |
| <b>2011</b>                                | <b>CONF</b> | <b>OVERALL</b> | <b>W</b> | <b>L</b> |
|                                            | <b>W</b>    | <b>L</b>       | <b>W</b> | <b>L</b> |
| Georgia Southern                           | 7           | 1              | 11       | 3        |
| Appalachian State                          | 6           | 2              | 8        | 4        |
| Wofford                                    | 6           | 2              | 8        | 4        |
| Furman                                     | 5           | 3              | 6        | 5        |
| Samford*                                   | 4           | 4              | 6        | 5        |
| Chattanooga                                | 3           | 5              | 5        | 6        |
| Elon                                       | 3           | 5              | 5        | 6        |
| The Citadel                                | 2           | 5              | 4        | 7        |
| Western Carolina                           | 0           | 8              | 1        | 10       |
| * All wins vacated in summer of 2016       |             |                |          |          |
| <b>2012</b>                                | <b>CONF</b> | <b>OVERALL</b> | <b>W</b> | <b>L</b> |
|                                            | <b>W</b>    | <b>L</b>       | <b>W</b> | <b>L</b> |
| Georgia Southern                           | 6           | 2              | 10       | 4        |
| Wofford                                    | 6           | 2              | 9        | 4        |
| Appalachian State                          | 6           | 2              | 8        | 4        |
| The Citadel                                | 5           | 3              | 7        | 4        |
| Samford*                                   | 5           | 3              | 7        | 4        |
| Chattanooga                                | 5           | 3              | 6        | 5        |
| Furman                                     | 2           | 6              | 3        | 8        |
| Elon                                       | 1           | 7              | 3        | 8        |
| Western Carolina                           | 0           | 8              | 1        | 10       |
| * All wins vacated in summer of 2016       |             |                |          |          |
| <b>2013</b>                                | <b>CONF</b> | <b>OVERALL</b> | <b>W</b> | <b>L</b> |
|                                            | <b>W</b>    | <b>L</b>       | <b>W</b> | <b>L</b> |
| Chattanooga                                | 6           | 2              | 8        | 4        |
| Samford*                                   | 6           | 2              | 8        | 5        |
| Furman                                     | 6           | 2              | 8        | 6        |
| Wofford                                    | 4           | 4              | 5        | 6        |
| The Citadel                                | 4           | 4              | 5        | 7        |
| Elon                                       | 1           | 7              | 2        | 10       |
| Western Carolina                           | 1           | 7              | 2        | 10       |
| Georgia Southern^                          | 4           | 4              | 7        | 4        |
| Appalachian State^                         | 4           | 4              | 4        | 8        |
| ^ Six SoCon wins vacated in summer of 2016 |             |                |          |          |
| ^ Teams ineligible for SoCon title         |             |                |          |          |
| <b>2014</b>                                | <b>CONF</b> | <b>OVERALL</b> | <b>W</b> | <b>L</b> |
|                                            | <b>W</b>    | <b>L</b>       | <b>W</b> | <b>L</b> |
| Chattanooga                                | 7           | 0              | 10       | 4        |
| Samford                                    | 5           | 2              | 7        | 4        |
| Western Carolina                           | 5           | 2              | 7        | 5        |
| Wofford                                    | 4           | 3              | 6        | 5        |
| The Citadel                                | 3           | 4              | 5        | 7        |
| Furman                                     | 2           | 5              | 3        | 9        |
| Mercer                                     | 1           | 6              | 6        | 6        |
| VMI                                        | 1           | 6              | 2        | 10       |
| <b>2015</b>                                | <b>CONF</b> | <b>OVERALL</b> | <b>W</b> | <b>L</b> |
|                                            | <b>W</b>    | <b>L</b>       | <b>W</b> | <b>L</b> |
| Chattanooga                                | 6           | 1              | 9        | 4        |
| The Citadel                                | 6           | 1              | 9        | 4        |
| Western Carolina                           | 5           | 2              | 7        | 4        |
| Samford                                    | 3           | 4              | 6        | 5        |
| Wofford                                    | 3           | 4              | 5        | 6        |
| Mercer                                     | 2           | 5              | 5        | 6        |
| Furman                                     | 2           | 5              | 4        | 7        |
| VMI                                        | 1           | 6              | 2        | 9        |
| <b>2016</b>                                | <b>CONF</b> | <b>OVERALL</b> | <b>W</b> | <b>L</b> |
|                                            | <b>W</b>    | <b>L</b>       | <b>W</b> | <b>L</b> |
| The Citadel                                | 8           | 0              | 10       | 2        |
| Wofford                                    | 6           | 2              | 10       | 4        |
| Chattanooga                                | 6           | 2              | 9        | 4        |
| Samford                                    | 5           | 3              | 7        | 5        |
| Mercer                                     | 4           | 4              | 6        | 5        |
| Furman                                     | 3           | 5              | 3        | 8        |
| ETSU                                       | 2           | 6              | 5        | 6        |
| VMI                                        | 1           | 7              | 3        | 8        |
| Western Carolina                           | 1           | 7              | 2        | 9        |
| <b>2017</b>                                | <b>CONF</b> | <b>OVERALL</b> | <b>W</b> | <b>L</b> |
|                                            | <b>W</b>    | <b>L</b>       | <b>W</b> | <b>L</b> |
| Wofford                                    | 7           | 1              | 10       | 3        |
| Samford                                    | 6           | 2              | 8        | 4        |
| Furman                                     | 6           | 2              | 8        | 5        |
| Western Carolina                           | 5           | 3              | 7        | 5        |
| Mercer                                     | 4           | 4              | 5        | 6        |
| The Citadel                                | 3           | 5              | 5        | 6        |
| Chattanooga                                | 3           | 5              | 3        | 8        |
| ETSU                                       | 2           | 6              | 4        | 7        |
| VMI                                        | 0           | 8              | 0        | 11       |

|                  |             |                |          |          |
|------------------|-------------|----------------|----------|----------|
| <b>2018</b>      | <b>CONF</b> | <b>OVERALL</b> | <b>W</b> | <b>L</b> |
|                  | <b>W</b>    | <b>L</b>       | <b>W</b> | <b>L</b> |
| Wofford          | 6           | 2              | 9        | 3        |
| ETSU             | 6           | 2              | 8        | 4        |
| Furman           | 6           | 2              | 6        | 4        |
| Samford          | 5           | 3              | 6        | 5        |
| Chattanooga      | 4           | 4              | 6        | 5        |
| Mercer           | 4           | 4              | 5        | 6        |
| The Citadel      | 4           | 4              | 4        | 6        |
| Western Carolina | 1           | 7              | 3        |          |



| Year | School            | W | L | T | Pct.  |
|------|-------------------|---|---|---|-------|
| 1933 | Duke              | 4 | 0 | 0 | 1.000 |
| 1934 | Washington & Lee  | 4 | 0 | 0 | 1.000 |
| 1935 | Duke              | 5 | 0 | 0 | 1.000 |
| 1936 | Duke              | 7 | 0 | 0 | 1.000 |
| 1937 | Maryland          | 2 | 0 | 0 | 1.000 |
| 1938 | Duke              | 5 | 0 | 0 | 1.000 |
| 1939 | Duke              | 5 | 0 | 0 | 1.000 |
| 1940 | Clemson           | 4 | 0 | 0 | 1.000 |
| 1941 | Duke              | 5 | 0 | 0 | 1.000 |
| 1942 | William & Mary    | 4 | 0 | 0 | 1.000 |
| 1943 | Duke              | 4 | 0 | 0 | 1.000 |
| 1944 | Duke              | 4 | 0 | 0 | 1.000 |
| 1945 | Duke              | 4 | 0 | 0 | 1.000 |
| 1946 | North Carolina    | 4 | 0 | 1 | .900  |
| 1947 | William & Mary    | 7 | 1 | 0 | .875  |
| 1948 | Clemson           | 5 | 0 | 0 | 1.000 |
| 1949 | North Carolina    | 5 | 0 | 0 | 1.000 |
| 1950 | Washington & Lee  | 6 | 0 | 0 | 1.000 |
| 1951 | Maryland          | 5 | 0 | 0 | 1.000 |
|      | VMI               | 5 | 0 | 0 | 1.000 |
| 1952 | Duke              | 5 | 0 | 0 | 1.000 |
| 1953 | West Virginia     | 4 | 0 | 0 | 1.000 |
| 1954 | West Virginia     | 3 | 0 | 0 | 1.000 |
| 1955 | West Virginia     | 4 | 0 | 0 | 1.000 |
| 1956 | West Virginia     | 5 | 0 | 0 | 1.000 |
| 1957 | VMI               | 6 | 0 | 0 | 1.000 |
| 1958 | West Virginia     | 4 | 0 | 0 | 1.000 |
| 1959 | VMI               | 6 | 0 | 1 | .929  |
| 1960 | VMI               | 4 | 1 | 0 | .800  |
| 1961 | The Citadel       | 5 | 1 | 0 | .833  |
| 1962 | VMI               | 6 | 0 | 0 | 1.000 |
| 1963 | Virginia Tech     | 5 | 0 | 0 | 1.000 |
| 1964 | West Virginia     | 5 | 0 | 0 | 1.000 |
| 1965 | West Virginia     | 4 | 0 | 0 | 1.000 |
| 1966 | East Carolina     | 4 | 1 | 1 | .750  |
|      | William & Mary    | 4 | 1 | 1 | .750  |
| 1967 | West Virginia     | 4 | 0 | 1 | .900  |
| 1968 | Richmond          | 6 | 0 | 0 | 1.000 |
| 1969 | Davidson          | 5 | 1 | 0 | .833  |
|      | Richmond          | 5 | 1 | 0 | .833  |
| 1970 | William & Mary    | 3 | 1 | 0 | .750  |
| 1971 | Richmond          | 5 | 1 | 0 | .833  |
| 1972 | East Carolina     | 7 | 0 | 0 | 1.000 |
| 1973 | East Carolina     | 7 | 0 | 0 | 1.000 |
| 1974 | VMI               | 5 | 1 | 0 | .833  |
| 1975 | Richmond          | 5 | 1 | 0 | .833  |
| 1976 | East Carolina     | 4 | 1 | 0 | .800  |
| 1977 | Chattanooga       | 4 | 1 | 0 | .800  |
|      | VMI               | 4 | 1 | 0 | .800  |
| 1978 | Furman            | 4 | 1 | 0 | .800  |
|      | Chattanooga       | 4 | 1 | 0 | .800  |
|      | Chattanooga       | 5 | 1 | 0 | .833  |
| 1980 | Furman            | 7 | 0 | 0 | 1.000 |
| 1981 | Furman            | 5 | 2 | 0 | .714  |
| 1982 | Furman            | 6 | 1 | 0 | .857  |
| 1983 | Furman            | 6 | 0 | 1 | .929  |
| 1984 | Chattanooga       | 5 | 1 | 0 | .833  |
| 1985 | Furman            | 6 | 0 | 0 | 1.000 |
| 1986 | Appalachian State | 6 | 0 | 1 | .929  |
| 1987 | Appalachian State | 7 | 0 | 0 | 1.000 |
| 1988 | Furman            | 6 | 1 | 0 | .857  |
|      | Marshall          | 6 | 1 | 0 | .857  |
| 1989 | Furman            | 7 | 0 | 0 | 1.000 |
| 1990 | Furman            | 6 | 1 | 0 | .857  |
| 1991 | Appalachian State | 6 | 1 | 0 | .857  |
| 1992 | The Citadel       | 6 | 1 | 0 | .857  |
| 1993 | Georgia Southern  | 7 | 1 | 0 | .875  |
| 1994 | Marshall          | 7 | 1 | 0 | .875  |
| 1995 | Appalachian State | 8 | 0 | 0 | 1.000 |
| 1996 | Marshall          | 8 | 0 | 0 | 1.000 |
| 1997 | Georgia Southern  | 7 | 1 | 0 | .875  |
| 1998 | Georgia Southern  | 8 | 0 | 0 | 1.000 |
| 1999 | Appalachian State | 7 | 1 | 0 | .875  |
|      | Furman            | 7 | 1 | 0 | .875  |
|      | Georgia Southern  | 7 | 1 | 0 | .875  |

| Year    | School            | W | L | T | Pct.  |
|---------|-------------------|---|---|---|-------|
| 2000    | Georgia Southern  | 7 | 1 | 0 | .875  |
| 2001    | Furman            | 7 | 1 | 0 | .875  |
|         | Georgia Southern  | 7 | 1 | 0 | .875  |
| 2002    | Georgia Southern  | 7 | 1 | 0 | .875  |
| 2003    | Wofford           | 8 | 0 | 0 | 1.000 |
| 2004    | Furman            | 6 | 1 | 0 | .857  |
|         | Georgia Southern  | 6 | 1 | 0 | .857  |
| 2005    | Appalachian State | 6 | 1 | 0 | .857  |
| 2006    | Appalachian State | 7 | 0 | 0 | 1.000 |
| 2007    | Appalachian State | 5 | 2 | 0 | .714  |
|         | Wofford           | 5 | 2 | 0 | .714  |
| 2008    | Appalachian State | 8 | 0 | 0 | 1.000 |
| 2009    | Appalachian State | 8 | 0 | 0 | 1.000 |
| 2010    | Appalachian State | 7 | 1 | 0 | .875  |
|         | Wofford           | 7 | 1 | 0 | .875  |
| 2011    | Georgia Southern  | 7 | 1 | 0 | .875  |
| 2012    | Appalachian State | 6 | 2 | 0 | .750  |
|         | Georgia Southern  | 6 | 2 | 0 | .750  |
|         | Wofford           | 6 | 2 | 0 | .750  |
| 2013    | Furman            | 6 | 2 | 0 | .750  |
|         | Samford*          | 6 | 2 | 0 | .750  |
|         | Chattanooga       | 6 | 2 | 0 | .750  |
| 2014    | Chattanooga       | 7 | 0 | 0 | 1.000 |
| 2015    | The Citadel       | 6 | 1 | 0 | .857  |
|         | Chattanooga       | 6 | 1 | 0 | .857  |
| 2016    | The Citadel       | 8 | 0 | 0 | 1.000 |
| 2017    | Wofford           | 7 | 1 | 0 | .875  |
| 2018    | ETSU              | 6 | 2 | 0 | .750  |
|         | Furman            | 6 | 2 | 0 | .750  |
|         | Wofford           | 6 | 2 | 0 | .750  |
| 2019    | Wofford           | 7 | 1 | 0 | .875  |
| 2020-21 | VMI               | 6 | 1 | 0 | .857  |
| 2021    | ETSU              | 7 | 1 | 0 | .875  |
| 2022    | Samford           | 8 | 0 | 0 | 1.000 |
| 2023    | Furman            | 7 | 1 | 0 | .875  |

\* vacated in summer of 2016

### All-time Southern Conference championships

| Total | O/S  | School            |
|-------|------|-------------------|
| 14    | 7/7  | Furman            |
| 12    | 8/4  | Appalachian State |
| 10    | 10/0 | Duke              |
| 10    | 6/4  | Georgia Southern  |
| 8     | 6/2  | VMI               |
| 8     | 8/0  | West Virginia     |
| 7     | 3/4  | Chattanooga       |
| 7     | 3/4  | Wofford           |
| 4     | 3/1  | The Citadel       |
| 4     | 3/1  | East Carolina     |
| 4     | 3/1  | Richmond          |
| 4     | 3/1  | William & Mary    |
| 3     | 2/1  | Marshall          |
| 2     | 2/0  | Clemson           |
| 2     | 1/1  | ETSU              |
| 2     | 1/1  | Maryland          |
| 2     | 2/0  | North Carolina    |
| 2*    | 1/1  | Samford           |
| 2     | 2/0  | Washington & Lee  |
| 1     | 0/1  | Davidson          |
| 1     | 1/0  | Virginia Tech     |

O/S = outright/shared

\* 2013 shared title vacated in summer of 2016